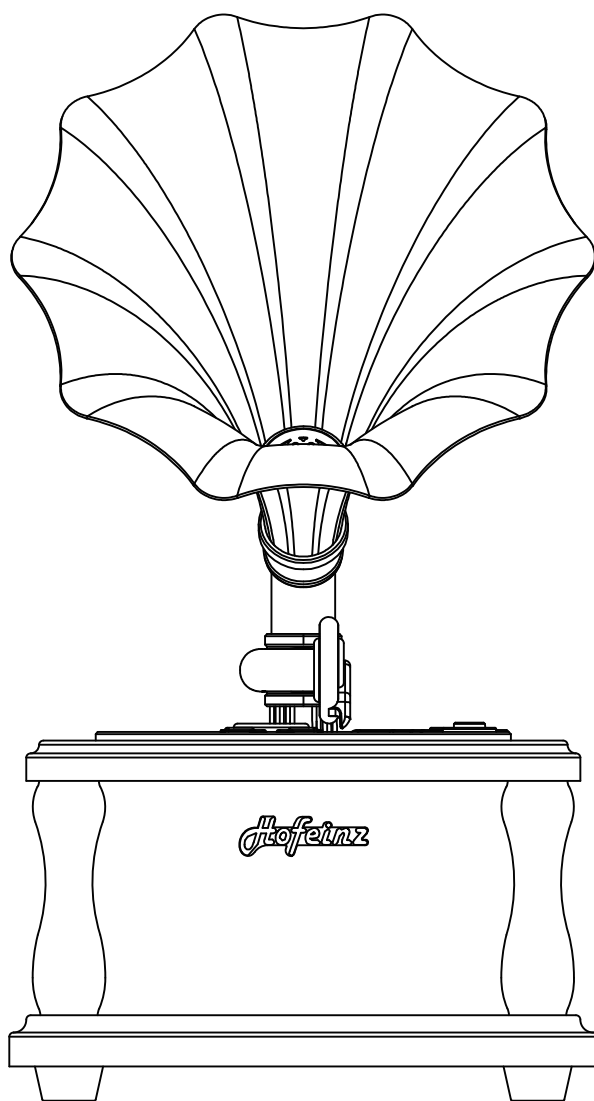


HOFEINZ

Mini Gramophone Bluetooth Speaker

USER MANUAL



VS0426



Bluetooth 5.0



AUX



LI-ION



USB

Dear User,

Welcome to use this product. Please read the manual before use to avoid failures or errors.

Important!

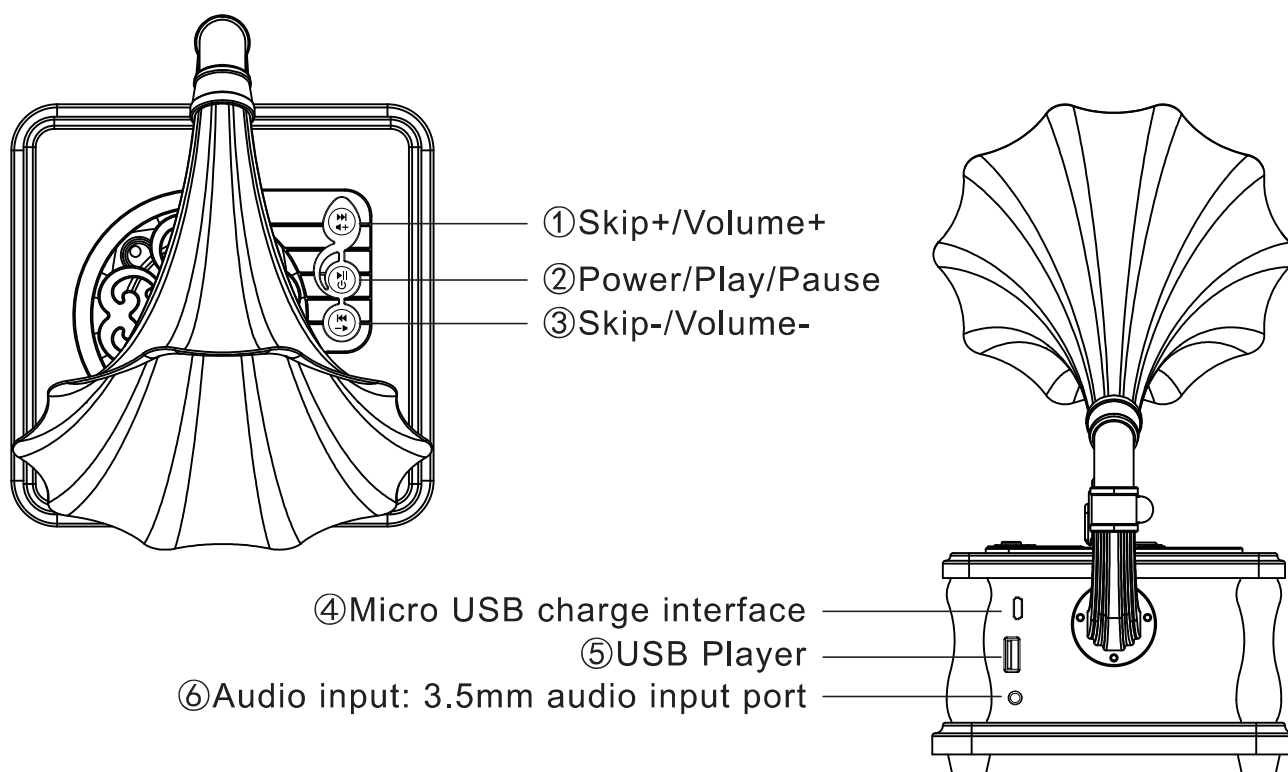
This product contains Li-ion battery.

Please DO NOT play over 5 hrs while charging
otherwise it may overheat and damage may occur.

Warm tips:

- This product is made of wood and metal, please ensure safe location to avoid falling.
- Please place the product out of reach of children or pets inadvertent tripping or handling may lead to injury or other dangers
- Other wireless devices may be subject to interference which may affect performance.
- Please use the parts approved by our company. Other parts may cause the machine damage or other dangers.
- When the product fails, do not dismantle the machine for repair without permission, repair and dismantle the product by yourself may cause man-made damage which will not be returned to the company for warranty acceptance.
- Please use the product in strict accordance with the power supply requirements of this product. If the product fails or is damaged due to the use of other power supply the company will not provide warranty treatment.
- Please turn off the power when not using the product which can effectively protect and extend the lifespan of the product.

Functions and Operation



① Skip+/Volume+

Short press to switch to Next Song, long press to increase volume.
“Didi” sound indicates that the volume has been set to maximum.

② Power/Play/Pause

Long press 2 seconds to start up, long press 2 seconds to shut down;
Single click to play/pause.

③ Skip-/Volume-

Short press to switch to Prev Song, long press to decrease volume.
It will be silent when the volume is minimum.

④ Micro USB charge interface

When under low power or without power, the best charging time is 3 hours.
Recharging Indicator: During recharging, the red light will be on, and the red light will be off after fully charged.

Bluetooth indicator: When the Bluetooth is awaiting pairing, the blue indicator light will be flashing.

⑤ USB Player

When USB disk is inserted, the system will play the music from USB repeatedly;
when the USB is removed, it will automatic switch to Bluetooth mode.

⑥ Audio input: 3.5mm audio input port

Specifications and Packing List

Name	Hofeinz Mini Gramophone	
Model no.	VS0426	
Function	Bluetooth , USB Player , AUX-in	
Power	Input	DC 5V 2A
	Built-in Battery	Li-ion 3.7V 2000mA
Audio Specification	Speaker	10W
	Frequency Response	80Hz-18kHz
	THD	<1% THD
Material	Main Case	Wood
	Horn	Copper
Bluetooth	Version	5.0
	Distance	32.8 Feet




Packing List

Mini phonograph x1

User manual x1

3.5mm Audio cable x1

Micro USB charging cable x1



This device complies with part 15 of the FCC Rules.

Operation is subject to the following two conditions:

- (1) This device may not cause harmful interference, and
- (2) this device must accept any interference received, including interference that may cause undesired operation.

Note: This equipment has been tested and found to comply with the limits for a Class B digital device, pursuant to Part 15 of the FCC Rules. These limits are designed to provide reasonable protection against harmful interference in a residential installation. This equipment generates, uses and can radiate radio frequency energy and, if not installed and used in accordance with the instructions, may cause harmful interference to radio communications.

However, there is no guarantee that interference will not occur in a particular installation. If this equipment does cause harmful interference to radio or television reception, which can be determined by turning the equipment off and on, the user is encouraged to try to correct the interference by one or more of the following measures:

- Reorient or relocate the receiving antenna.

- Increase the separation between the equipment and receiver.

- Connect the equipment into an outlet on a circuit different from that to which the receiver is connected.

- Consult the dealer or an experienced radio/TV technician for help.

Warning: Changes or modifications to this unit not expressly approved by the part responsible for compliance could void the user's authority to operate the equipment.

FCC Radiation Exposure Statement

This equipment complied with FCC radiation exposure limits set forth for an uncontrolled environment. This equipment should be installed and operated with minimum distance 20cm between the radiator & your body.

Manufacturer Information

Vansong Technology (Hongkong) Limited

Address: Rooms 1318-19, Hollywood Plaza, 610 Nathan Road, Mongkok, Kowloon, HK

Phone: +852-27008200-88316

Website: www.hofeinz.com