

Shenzhen Aihui Technology Co. ,  
Ltd.

Antenna test report

Test report

2024.03.21

( catalogue ) :



( Model Information )

( Company profile )

( Passive and Matching )

( 3D Active Test Data )



( Environmental treatment )

( Summary )

Shenzhen Aihui Technology Co. , Ltd.-specializing in antenna research and development, manufacturing, sales

1、 (Model Information)

Project name	F6	RF	
Model Name		LTE:	
Antenna Type		Band	
Model pictures :			

## 2、 ( Passive and Matching )

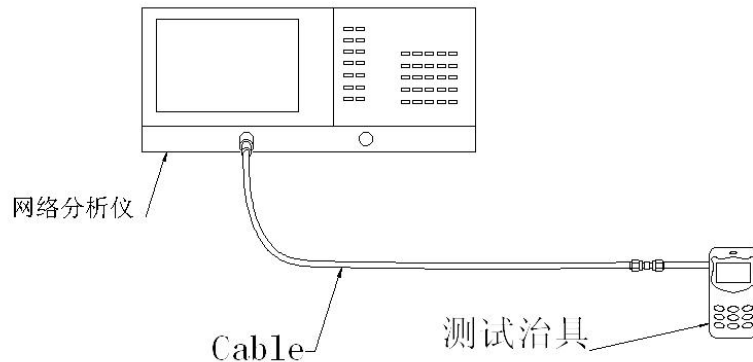
### 2.1A diagram of a passive test

#### S11 test method description

**Testing equipment:**

**Network analyzer(E5071C 30k-8.5Ghz)**

**Test method: a 50 ohm CABLE is used to export from the instrument test port. After calibration, the sample machine and SMA joint of the instrument are connected.**



## 2.2 Active test schematic

**3D testing system: SHIELDED ANECHOIC chamber**  
**testing environment: temperature 22 ° C ± 3 ° C, humidity 50% ± 15%**  
**testing equipment: testing passive data, using the Network analyzer Agilent E5071C testing active data, using the synthesis instrument 8960cmw500**

总全向辐射功率 (TIRP)

$$TIRP \equiv \frac{\pi}{2NM} \sum_{i=1}^{N-1} \sum_{j=0}^{M-1} [Eirp_{\theta}(\theta_i, \phi_j) + Eirp_{\phi}(\theta_i, \phi_j)] \sin(\theta_i)$$

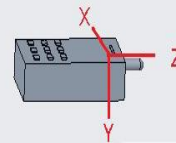
总全向辐射灵敏度 (TIRS)

$$TIRS \equiv \frac{2NM}{\pi \sum_{i=1}^{N-1} \sum_{j=0}^{M-1} \left[ \frac{1}{EIS_{\theta}(\theta_i, \phi_j)} + \frac{1}{EIS_{\phi}(\theta_i, \phi_j)} \right]} \sin(\theta_i)$$

E1: XZ的切面 PHI=0

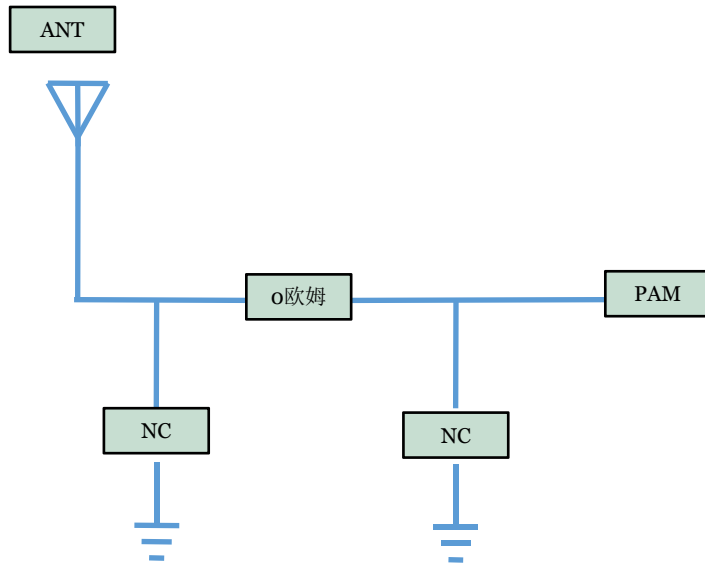
E2: YZ的切面 PHI=90

H: XY的切面 Theta=90





以喇叭天线为参考

## 2. 3 (Matching Circuit)



Motherboard matching  
has not changed.

Note: original string 0 ohm from  
antenna string 0 ohm resistor pa

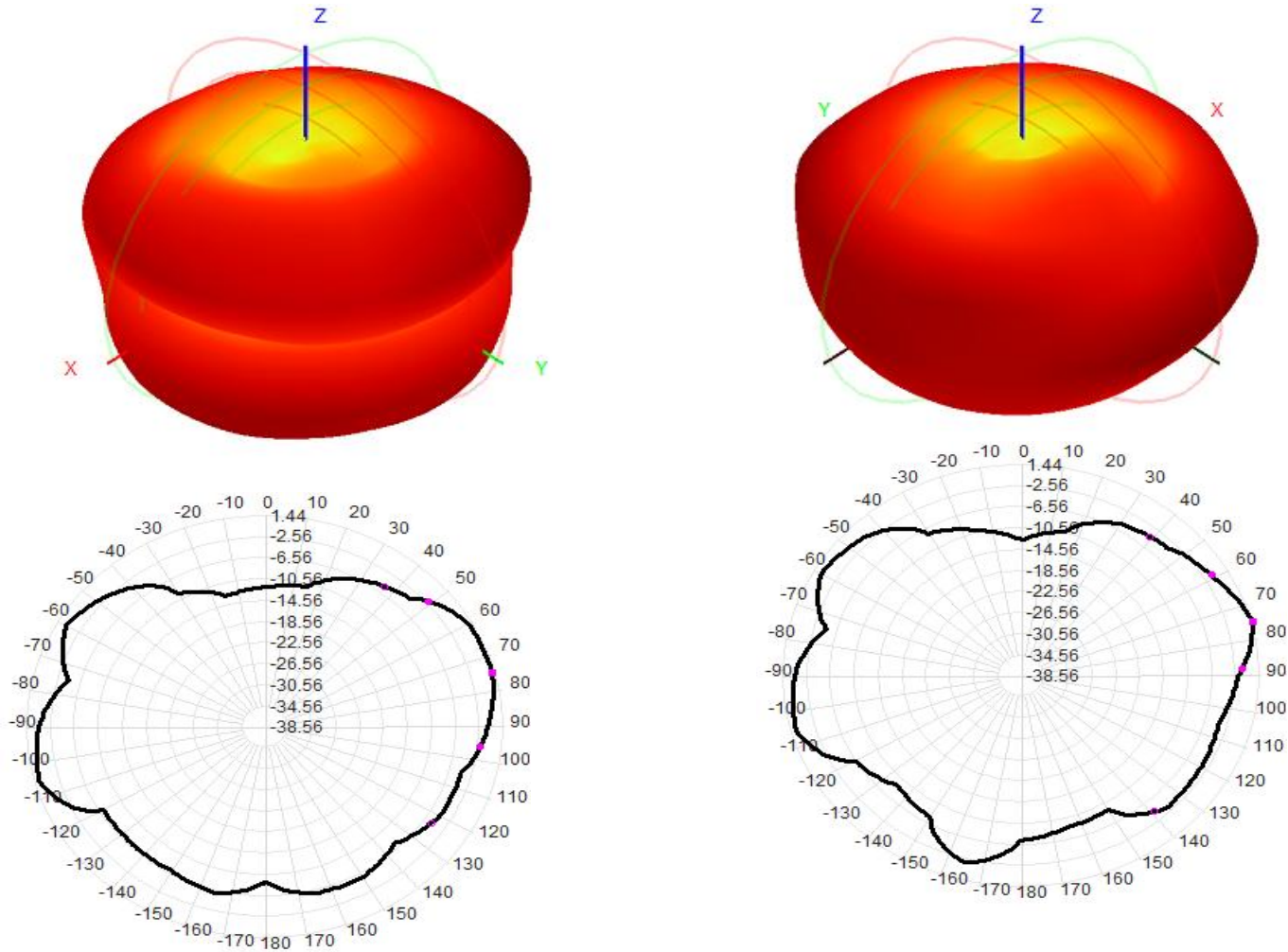
Frequency Band	802.11B			802.11G		
channel	L	M	H	L	M	H
TRP	13.52	13.28	13.41	12.54	12.33	12.41
TIS			-82.45			-71.24
Frequency Band	802.11N					
channel	L	M	H			
TRP	11.30	11.85	12.05			
TIS			-68.41			

## 4.2 passive antenna test data

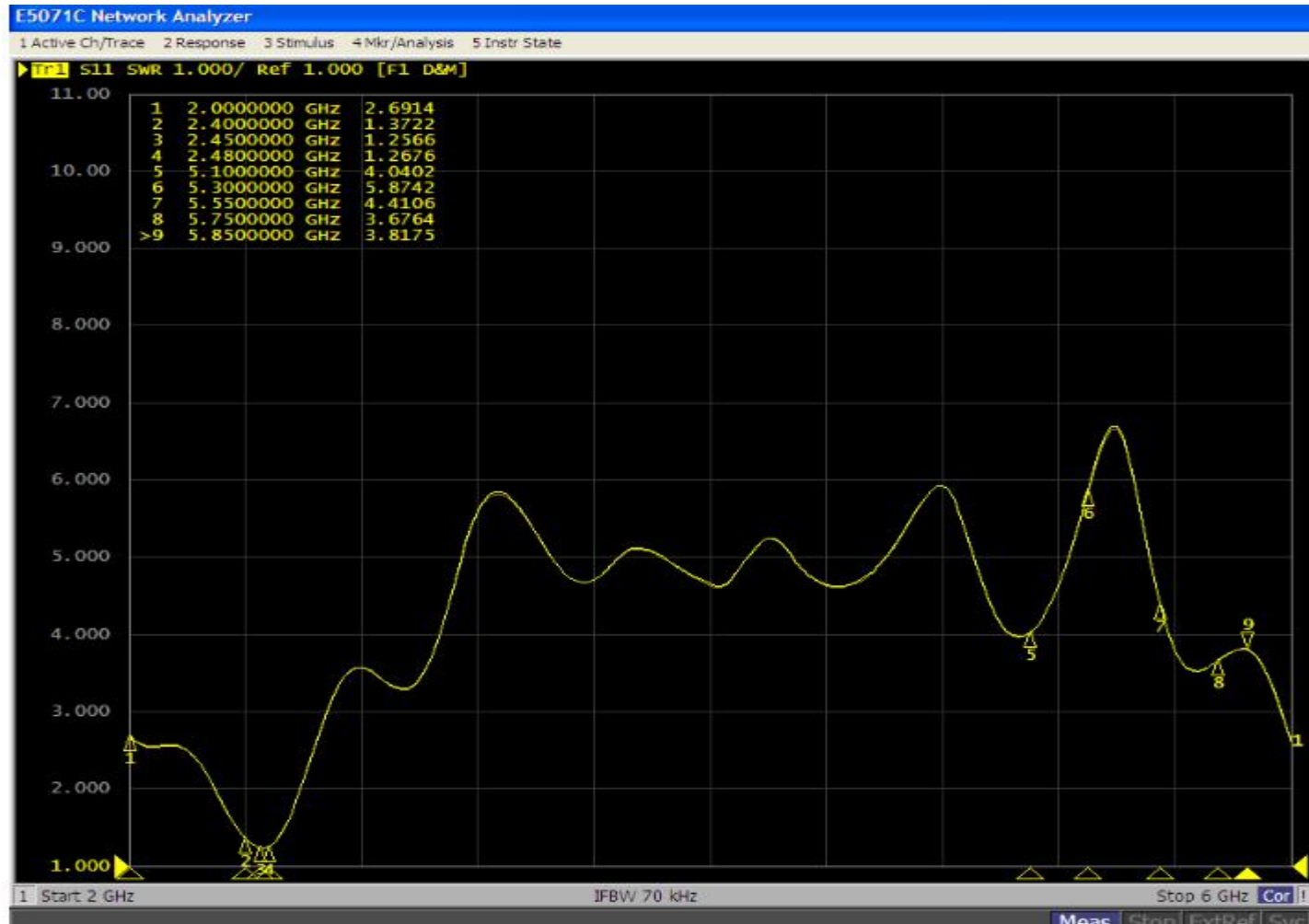
Freq(MHz)	Efficiency (%)	Gain (dBi)
2400	45.35	1.06
2410	44.30	1.17
2420	41.66	1.30
2430	42.91	1.44
2440	43.61	1.30
2450	44.16	1.25
2460	43.62	1.16
2470	42.16	1.09
2480	44.09	1.13



## 4.2 passive antenna test data

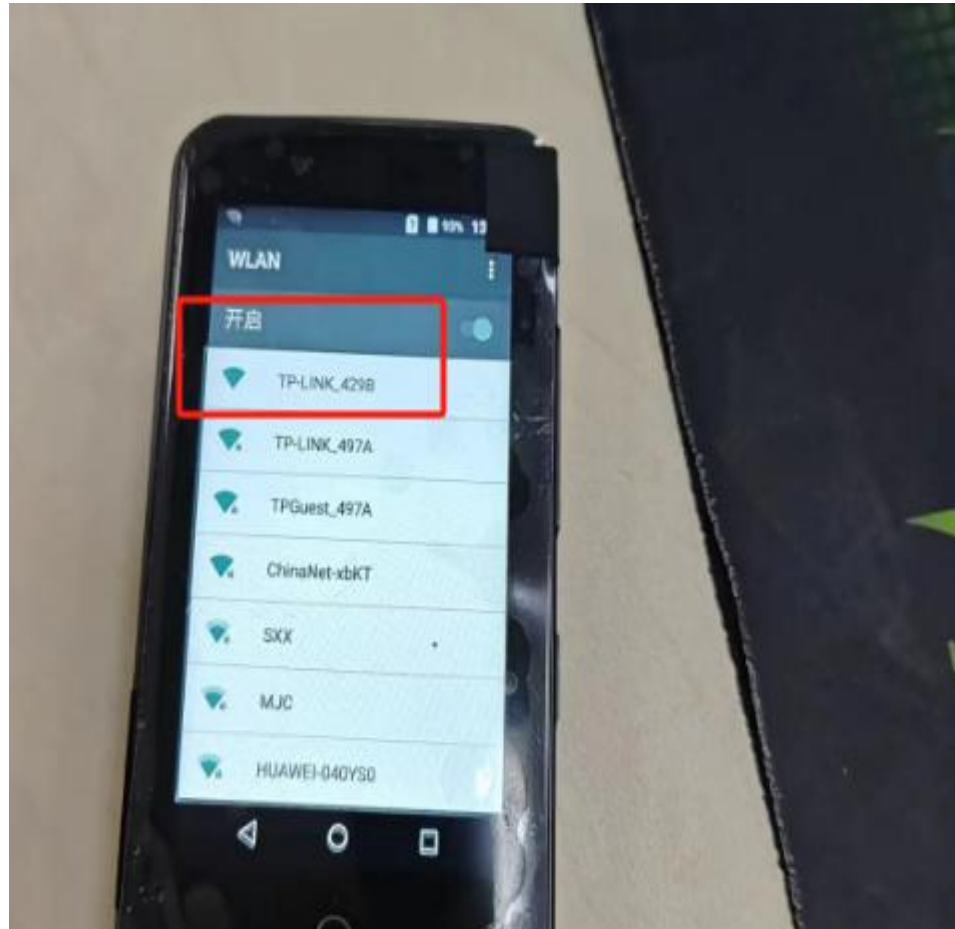


# 深Shenzhen Aihui Technology Co. , Ltd.-specializing in antenna research and development, manufacturing, sales



## 5. WiFi measurements

Distance  
router 10  
meters,  
signal full  
grid, internet  
normal





## 6、 ( Summary )

Combined with the active, passive antenna, measured results, have reached the best state.

# Shenzhen Aihui Technology Co. , Ltd.



Note: 1. This report is based on the actual debugging and testing of the prototype, in which the environment processing, antenna position and the assembly position of each component can not be changed at will. 2. If there is any change in the materials used in the prototype, we need to make a timely feedback to revalidate. 3. List of sensitive devices: TP (material, coating, wiring, etc.) screen (amplifier circuit, LED, wiring design, etc.) shell material (antenna assembly mode, structural interference, shell material, antenna position height and area, etc.) motherboard (motherboard conduction, RF circuit matching, PA, dual-power, filter, LNA, power circuit, etc.) camera, battery, motor, MIC, fingerprint identification module, etc. 4. Because there are few or only one prototype, some probability problems can not be found out completely. It is suggested to check the problem points in small batch before mass production (such as flashing screen, loudspeaker noise, TP Jump Point, black screen death, signal diving, etc.)

# Thank you

