


GRAVITY PHONE HOLDER



USER MANUAL  
MODEL: VCW-510  
VERSION: V01-25-6

Features

1. Supports wireless charging.

2. Auto-locking system, easy operation.

3. Comes with a easy-to-install hook that securely attach to car air vent.

4. Comes with a 18W quick charge car charger.

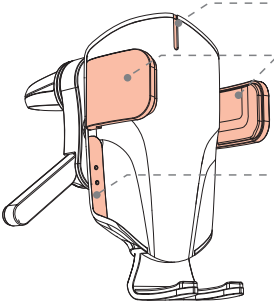
5. Compatible with 4.5-6.5 inch mobile phones.

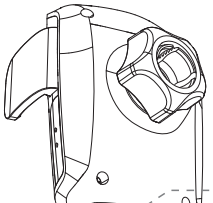
Descriptions

Indicator Light


Clamp Arms

Sensor Switch

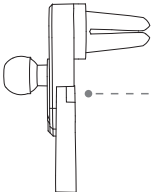




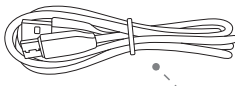
Type-C Charging Port



Bottom + Gravity Switch



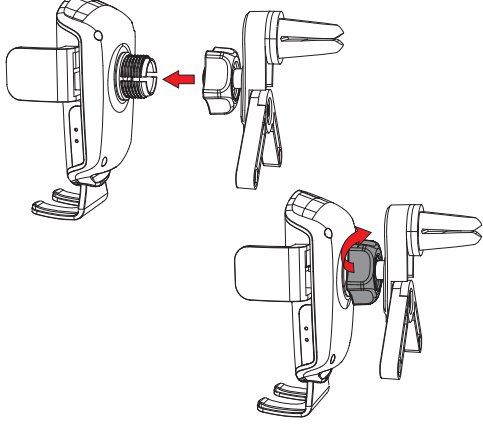
Air Vent Hook



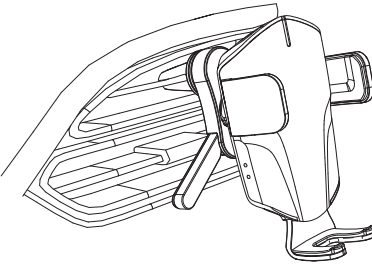
Type-C Charging Cable

Operation

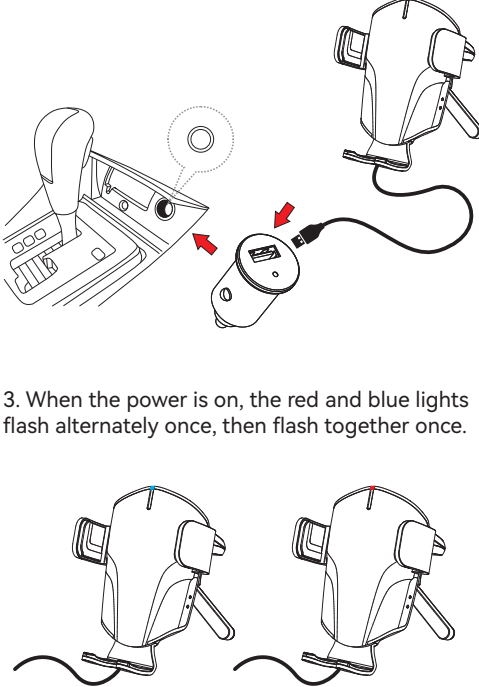
1. Install the air vent hook to the back of the wireless charger.



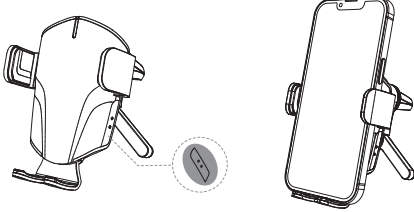
2. Fix the wireless charger to the air vent of the car.



3. When the power is on, the red and blue lights flash alternately once, then flash together once.



4. Touch the sensor switch and the arms will automatically open and auto-clamping after sensing the phone or triggering the gravity feet.



Wireless Charging

After the wireless charger is successfully installed in the car, you can fix your phone on it and wirelessly charge your phone that supports wireless charging.

Note: Wireless charging only supports mobile phones enabled wireless charging function.

Power On

Red and blue lights flash alternately once, then flash together once, lights off when the charger is in standby mode.

Charging

Red light indicates that fast charging is supported, blue light indicates that only normal charging is supported.

FOD Testing

When a foreign object is detected or the phone is incorrectly placed, the red and blue lights will flash alternately and charging will stop. Remove foreign objects or placing phone in the correct position for charging.

Specifications

Wireless Charger Input: DC 5V/2A, 9V/1.67A

Baseline power profile: 5W

Charging port: Type-c

Standby Current: 15mA

Note: This product is compatible with most mobile phones. Some mobile phones may not be able to use some functions. Product function upgrades will not be notified.

Troubleshooting

Issue

Problem

Prevention /Solution

Can not charge the phone

The phone does not support wireless charging function.

There is a metal plate between the coil and the phone.

Wireless charging is not compatible with your phone.

Remove the metal plate.

Charging slowly

Low input power.

Use a thick phone case.

Increase input power and use low-loss cable.

Recommend to use a phone case with a thickness less than 4mm.

FCC Compliance Statement

This device complies with Part 15 of the FCC Rules. Operation is subject to the following two conditions: (1) this device may not cause harmful interference, and (2) this device must accept any interference received, including interference that may cause undesired operation.

Warning:

Changes or modifications not expressly approved by the party responsible for compliance could void the user's authority to operate the equipment.

This equipment has been tested and found to comply with the limits for a Class B digital device, pursuant to Part 15 of the FCC Rules. These limits are designed to provide reasonable protection against harmful interference in a residential installation. This equipment generates, uses and can radiate radio frequency energy and, if not installed and used in accordance with the instructions, may cause harmful interference to radio communications. However, there is no guarantee that interference will not occur in a particular installation.

If this equipment does cause harmful interference to radio or television reception, which can be determined by turning the equipment off and on, the user is encouraged to try to correct the interference by one or more of the following measures:

Reorient or relocate the receiving antenna.

Increase the separation between the equipment and receiver.

Connect the equipment into an outlet on a circuit different from that to which the receiver is connected.

Consult the dealer or an experienced radio/TV technician for help.

What Is in the Package

1. Gravity Phone Holder & Wireless Charger 2-in-1 Kit

2. Air vent hook

3. Quick charge 3.0 Charger

4. Type-C Charging Cable

5. User Manual

Safety Precautions

CAUTION

Do not disassemble

Keep Dry

Warning Spray

Warning Flammable

WARNING

WARNING: Cancer and Reproductive Harm - www.P65Warnings.ca.gov

RF Exposure Information

This equipment complies with FCC radiation exposure limits set forth for an uncontrolled environment. This equipment should be installed and operated with minimum distance 20cm between the radiator and your body.

型号：VCW-510Y  
材质：120克双铜纸  
印刷：四色印刷

成品尺寸：72\*105mm  
展开尺寸：六折页 432\*105mm（不含出血）  
折页方法：风琴折