
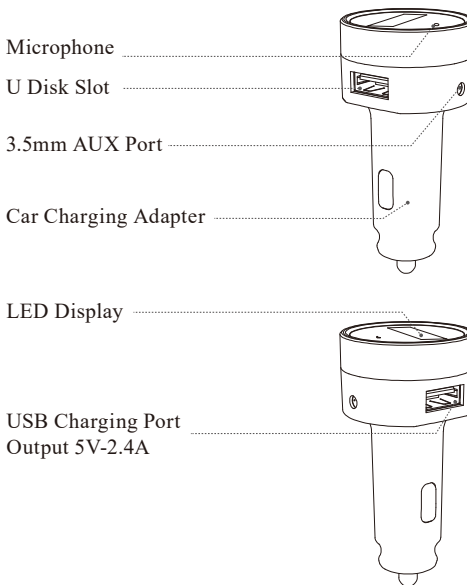
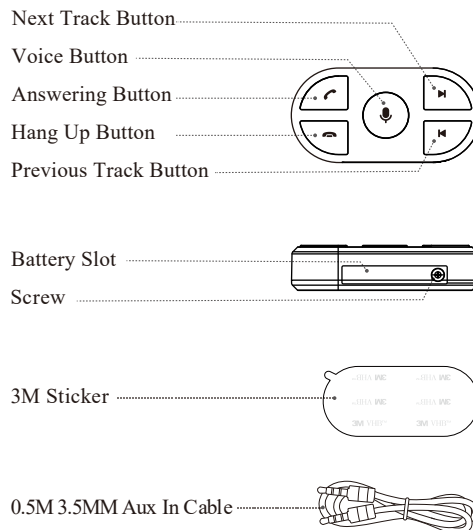
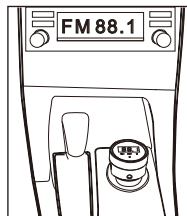

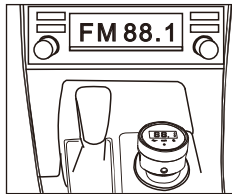
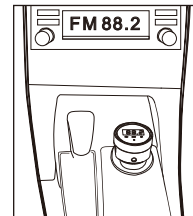
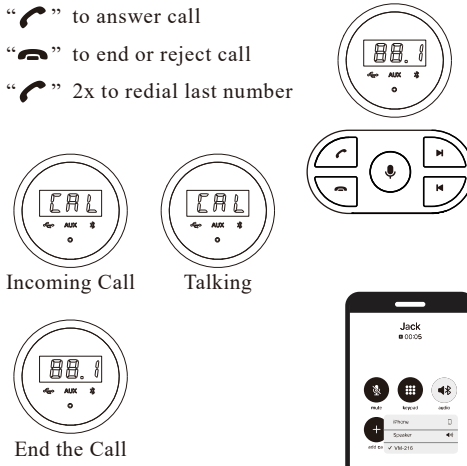




<div>BLUETOOTH FM TRANSMITTER WITH REMOTE CONTROL</div> <div></div> <div>USER MANUAL MODEL: VM-216 VERSION: V01-24-8</div>	Overview		Controls		Features																													
	<div>Device</div> <div></div>	<div>Remote Control</div> <div></div>	<table><tr><th>Buttons</th><th>Action</th><th>Behaviors</th></tr><tr><td rowspan="3">“🎤”</td><td>Press</td><td>Wake Up Voice Assistant</td></tr><tr><td>Press when calling</td><td>Private Call / Hands-free Call</td></tr><tr><td>Long Press</td><td>Enter FM Station Setting</td></tr><tr><td rowspan="2">“☎”</td><td>Press</td><td>Answer / Pause / Play</td></tr><tr><td>Press Twice</td><td>Call Back</td></tr><tr><td rowspan="2">“📞”</td><td>Press</td><td>End / Reject Call</td></tr><tr><td>Press</td><td>Back</td></tr><tr><td rowspan="2">“⏮”</td><td>Long Press</td><td>Clear Bluetooth Connection</td></tr><tr><td>Press</td><td>Next</td></tr><tr><td rowspan="2">“⏭”</td><td>Long Press</td><td>Switch to Bluetooth / AUX / Flash drive</td></tr></table>	Buttons	Action	Behaviors	“🎤”	Press	Wake Up Voice Assistant	Press when calling	Private Call / Hands-free Call	Long Press	Enter FM Station Setting	“☎”	Press	Answer / Pause / Play	Press Twice	Call Back	“📞”	Press	End / Reject Call	Press	Back	“⏮”	Long Press	Clear Bluetooth Connection	Press	Next	“⏭”	Long Press	Switch to Bluetooth / AUX / Flash drive	<div>-Push voice button to wake up voice assistant (Smart Device)</div> <div>-Hands-free calling with built-in microphone</div> <div>-Bluetooth connection to mobile device (A2DP)</div> <div>-Comes with USB-A charging port</div> <div>-Supports Bluetooth, Aux in and flash drive</div> <div>-Display vehicle battery voltage level & FM station</div> <div>-Remote Control (supports battery replacement)</div> <div>★ Please note product features will be upgraded without any notice.</div>	<div></div> <div>2. Stick the remote control in a suitable place with the 3M sticker. (for example: steering wheel)</div> <div>Note: You need to take out the battery insulator before using the remote control.</div> <div></div>	<div>3. Turn on vehicle radio. Select unused FM station (FM 88.1 to 107.9).</div> <div>(Note: If sound quality is poor try another unused FM station.)</div> <div></div> <div>Press</div> <div>- “🎤” to enter FM station setting</div> <div>- “⏮” / “⏭” “-/+” by 0.1MHz</div> <div></div>
Buttons	Action	Behaviors																																
“🎤”	Press	Wake Up Voice Assistant																																
	Press when calling	Private Call / Hands-free Call																																
	Long Press	Enter FM Station Setting																																
“☎”	Press	Answer / Pause / Play																																
	Press Twice	Call Back																																
“📞”	Press	End / Reject Call																																
	Press	Back																																
“⏮”	Long Press	Clear Bluetooth Connection																																
	Press	Next																																
“⏭”	Long Press	Switch to Bluetooth / AUX / Flash drive																																

		Specifications		FCC Compliance Statement		Safety Precautions																			
<div>Controls</div> <div>“⏮” / “⏭” Go back/ Skip song</div> <div>“⏸” Pause / Play</div> <div>“⏭” =Change source (Long press to switch AUX input/Flash drive)</div> <div>MP3/WMA/WAV/FLAC/APE Supported</div> <div>Note: It will automatically enter AUX or Flash drive mode when connecting, and automatically return to Bluetooth mode after it is removed.</div> <div>Important: Use source device for AUX input track controls.</div> <div>VOICE ASSISTANT</div> <div>Press “🗣️” to wake up Voice Assistant.</div> <div>Note: Voive Assistant disabled during calls.</div>		<div>HANDS-FREE CALLS</div> <div>“☎️” to answer call</div> <div>“📞” to end or reject call</div> <div>“📞” 2x to redial last number</div> <div></div> <div>Incoming Call</div> <div>Talking</div> <div>End the Call</div> <div>Note: May also use the Bluetooth connected device to disconnect the call.</div> <div>Example</div> <div></div>		<div>USB-A Output: 5V-2.4A Max</div> <div>Bluetooth Version: V5.3</div> <div>Audio Frequency: 20Hz~20kHz</div> <div>Working Current: 80mA(Max)</div> <div>Stand-by Current: 60mA(Max)</div> <div>Bluetooth Working Frequency: 2.402~2.480Ghz</div> <div>Bluetooth Effective Distance: 32ft</div> <div>FM Emission Effective Distance: 6ft</div> <div>Sensitivity: -89dBm</div> <div>RF Output: 4dBm</div> <div>FM Frequency: 88.1MHz-107.9MHz</div> <div>Transmitting Power: 87dBuV/107dBuV</div> <div>RF Exposure Information (FCCID: 2AY9HYRR010022)</div> <div>The device has been evaluated to meet general RF exposure requirement. The device can be used in portable exposure condition without restriction.</div> <div>RF Exposure Information (FCCID: 2AY9HYR2160021)</div> <div>This equipment complies with FCC radiation exposure limits set forth for an uncontrolled environment. This equipment should be installed and operated with minimum distance 20cm between the radiator and your body</div>		<div>This device complies with Part 15 of the FCC Rules. Operation is subject to the following two conditions: (1) this device may not cause harmful interference, and (2) this device must accept any interference received, including interference that may cause undesired operation.</div> <div>⚠️ Warning: Changes or modifications not expressly approved by the party responsible for compliance could void the user’ s authority to operate the equipment.</div> <div>This equipment has been tested and found to comply with the limits for a Class B digital device, pursuant to Part 15 of the FCC Rules. These limits are designed to provide reasonable protection against harmful interference in a residential installation. This equipment generates, uses and can radiate radio frequency energy and, if notinstalled and used in accordance with the instructions, may cause harmful interference to radio communications. However, there is no guarantee that interference will not occur in a particular installation.</div>		<div>If this equipment does cause harmful interference to radio or television reception, which can be determined by turning the equipment off and on, the user is encouraged to try to correct the interference by one or more of the following measures:</div> <div>– Reorient or relocate the receiving antenna.</div> <div>– Increase the separation between the equipment and receiver.</div> <div>– Connect the equipment into an outlet on a circuit different from that to which the receiver is connected.</div> <div>– Consult the dealer or an experienced radio/TV technician for help.</div> <div>Walmart,Inc., Bentonville, AR72716</div> <div>https://www.walmart.com</div> <div>CUSTOMER SERVICE: support@meiditech.com</div> <div>The Bluetooth® word mark and logos are registered trademarks owned by Bluetooth SIG, Inc. and any use of such marks by Artsun Enterprise Company Limited is under license. Other trademarks and trade names are those of their respective owners.</div>		<div>⚠️ WARNING</div> <div>⚠️ WARNING: Cancer and Reproductive Harm - www.P65Warnings.ca.gov</div> <div>Troubleshooting</div> <table><tr><th>Issue</th><th>Problem</th><th>Prevention/Solution</th></tr><tr><td>Poor sound quality</td><td>The selected FM station is the same as a broadcast FM station</td><td>Change to another FM station</td></tr><tr><td>No audio transmitted</td><td>Incorrect FM station selected</td><td>Adjust the device FM station to match the vehicle FM station</td></tr><tr><td>The car stereo is very noisy in radio mode</td><td>High volume level selected on the car stereo</td><td>Turn up the volume of Bluetooth connected device and turn down the volume of the car stereo to reduce noise</td></tr></table>		Issue	Problem	Prevention/Solution	Poor sound quality	The selected FM station is the same as a broadcast FM station	Change to another FM station	No audio transmitted	Incorrect FM station selected	Adjust the device FM station to match the vehicle FM station	The car stereo is very noisy in radio mode	High volume level selected on the car stereo	Turn up the volume of Bluetooth connected device and turn down the volume of the car stereo to reduce noise	<div>⚠️ WARNING</div> <div>• INGESTION HAZARD: This product contains a button cell or coin battery.</div> <div>• DEATH or serious injury can occur if ingested.</div> <div>• A swallowed button cell or coin battery can cause Internal Chemical Burns in as little as 2 hours.</div> <div>• KEEP new and used batteries OUT OF REACH of CHILDREN</div> <div>• Seek immediate medical attention if a battery is suspected to be swallowed or inserted inside any part of the body.</div> <div></div> <div>a) Remove and immediately recycle or dispose of used batteries according to local regulations and keep away from children. Do NOT dispose of batteries in household trash or incinerate.</div> <div>b) Even used batteries may cause severe injury or death.</div> <div>c) Call a local poison control center for treatment information.</div> <div>d) Battery type: CR2032</div> <div>e) Nominal battery voltage: 3V</div> <div>f) Non-rechargeable batteries are not to be recharged.</div> <div>g) Do not force discharge, recharge, disassemble, heat above 70°C or incinerate. Doing so may result in injury due to venting, leakage or explosion resulting in chemical burns.</div> <div>h) Ensure the batteries are installed correctly according to polarity (+ and -).</div> <div>i) Do not mix old and new batteries, different brands or types of batteries, such as alkaline, carbon-zinc, or rechargeable batteries.</div> <div>j) Remove and immediately recycle or dispose of batteries from equipment not used for an extended period of time according to local regulations.</div> <div>k) Always completely secure the battery compartment. If the battery compartment does not close securely, stop using the product, remove the batteries, and keep them away from children.</div>	
Issue	Problem	Prevention/Solution																							
Poor sound quality	The selected FM station is the same as a broadcast FM station	Change to another FM station																							
No audio transmitted	Incorrect FM station selected	Adjust the device FM station to match the vehicle FM station																							
The car stereo is very noisy in radio mode	High volume level selected on the car stereo	Turn up the volume of Bluetooth connected device and turn down the volume of the car stereo to reduce noise																							

型号：VM-216

材质：120g双铜纸

工艺：四色双面印刷

成品尺寸：72*105MM

展开尺寸：576*105MM（不含出血位）

折页方法：风琴折