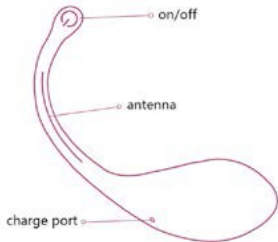


App Control Smart Kegel Exercise Balls

Dolp will let you enjoy a wonderful feeling with its user-friendly design and exciting usage. It can be used in many ways to meet your requirements on different occasions. If you have any ideas or comments about our products during use, please feel free to contact us. Your feedback will help us to develop and improve more exciting and innovative product.

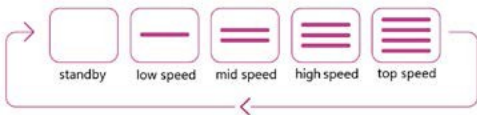


Turn off the device before charging. The cable can be compatible with any port or USB/AC power adapter for charging. It takes about 1.5 hours to get fully charged. The indicator light will flash when charging and will stay


on when it is fully charged. And also you can check the device battery power in App.

Manual Mode

Please press and hold the on/off button for 2-3 seconds to turn on/off the device, and then press the on/off button to switch to manual mode after the device turns on.



App Mode

Please scan the QR code to download the App, or search “Dolp” to download on the App Store or Google Play. Press and hold the button for 2-3 seconds to start the device. Open the App and click the icon  in the upper right corner of the interface to enter the device search.



After finding the device,click it to connect. The device's work light will stay on when the connection is successful and the icon will turn to be



In App Mode, Multiple Control Modes Are Available:

1. Touch Mode: The App controls the device to vibrate at different frequencies according to where the finger touches the screen.
2. Sound Mode: The App controls the vibration of the device according to the sound decibel volume. If the decibel level of the sound is high, the vibration will be strong, and if the decibel level is low, the vibration will be weak.
3. Music Mode: The App controls the vibration of the device according to the frequency and tone of the music, which can be played in single, loop, or random mode.
4. Video Mode: The App controls the vibration of the device according to the sound volume of the video.
5. Election Mode: Select different frequency

modes to control the vibration of the device, and you can choose different frequency according to your preference.

6. Remote Mode: Click “+” in the top right corner, enter your friend’s user name and click Send. After verifying, your friend will appear on the list. When chatting, it supports multiple functions (including text, picture, voice, vibration curve sharing, request to control the other device, and request to control both devices to vibrate simultaneously).

7. My Vibration: the saved vibration curve files can be replayed to control the device or share with others.

8. Cloud Mode: Vibration curve files shared by others can be downloaded to your phone. Play them to vibrate your device according to them and make you experience the vibration curve of others. Curves you share will also be displayed here.

9. Setting:

- Click the Profile Photo: Set your profile photo.
- Vibration Point Selection: Select the location point where the device needs to be vibrated (point

G, point C or both). Use the default setting to point G when there are no more choices.

- The Vibration of Point C/G: Set the vibration intensity of point C to be certain percentage of point G. Use the default setting when there are no more choices.
- Turn Off the Device: When connected, the device can be turned off directly.
- Battery Power: Display the current power of device.
- Change Password: Change the login password of the current account.

Use & Maintenance

- Please clean the device before and after use. You can clean it with warm water and mild soap.
- It is recommended to use water-based lubricant. Please apply an adequate amount of lubricants to the device and body before use.
- If the device's performance is not good, please charge it in time.
- Make sure the device is recharged at least once every 6 months.

Warning

- Store after drying. Keep it away from extreme cold, heat and humidity.
- Under no circumstances should you use Dolp into the anus.
- DO NOT use the device while charging.
- DO NOT boil in water.

FCC Warning

This device complies with part 15 of the FCC Rules.

Operation is subject to the following two conditions:(1)

This device may not cause harmful interference, and (2) this device must accept any interference received, including interference that may cause undesired operation.

Any Changes or Modifications not expressly approved by the party responsible for compliance could void the user's authority to operate the equipment.

This equipment has been tested and found to comply with the limits for a Class B digital device, pursuant to part 15 of the FCC Rules. These limits are designed to provide reasonable protection against harmful interference in a residential installation.

This equipment generates uses and can radiate radio frequency energy and, if not installed and used in accordance with the instructions, may cause harmful interference to radio communications.

However, there is no guarantee that interference will not occur in a particular installation. If this equipment does cause harmful interference to radio or television reception, which can be determined by turning the equipment off and on, the user is encouraged to try to correct the interference by one or more of the following measures:

- Reorient or relocate the receiving antenna.
- Increase the separation between the equipment and receiver.
- Connect the equipment into an outlet on a circuit different from that to which the receiver is connected.
- Consult the dealer or an experienced radio/TV technician for help.

The device has been evaluated to meet general RF exposure requirement. The device can be used in portable exposure condition without restriction.

Note

For this product, Bluetooth is used for signal transmission to control the device operation. The work flow is to give commands by using the App and then transmit the commands to the device via Bluetooth.

However, Bluetooth technology has its limitations, such as the failure to transmit in long distance, and the possibility to be blocked or weakened by any obstacles. And the human body itself also has a strong weakening and shielding effect on the Bluetooth signal, but please rest assured that the Bluetooth signal is not harmful to human body.

In some cases, the Bluetooth signal may be interrupted in some postures or positions which will disconnect the device and make it cannot be controlled through the App. We are sorry for that problem, and we highly recommend you change your posture or position so that the problem will be improved.

Warranty Terms & Conditions

The product comes with 12 month full warranty from the original date of purchase. If there are any defects or quality problems within the warranty period, please tell us and we will replace it free of charge.

Customer Service

We always consider our customers as the most important asset of our company and try our best to bring better products and services to more consumers. If you have any problems with this product, we will do our best to help you solve them. Please feel free to contact us and our team will reply to you within 1-2 business days.

Email: estore@lemonpard.com

Product Specifications

| | |
|---------------|------------------------|
| Name | DOLP |
| Material | Body-safe silicone |
| Size | 180mm * 35.8mm *35.2mm |
| Weight | 72g |
| Battery | Lithium battery |
| Power | 3.7V |
| Use time | 120min |
| Charging time | 90min |

Packing List

- 1*Smart App Control Vibrator
- 1*USB Charging Cable
- 1*User Manual
- 1*Drawstring Pouch