

## Annex 4: Test setup photographs to Test Report 19-1-0202601T10a-C1-A4


<b>Number of pages:</b>	6	<b>Date of Report:</b>	2021-Jan-26
<b>Testing company:</b>	CETECOM GmbH Im Teelbruch 116 45219 Essen Germany Tel. + 49 (0) 20 54 / 95 19-0 Fax: + 49 (0) 20 54 / 95 19-150	<b>Applicant:</b>	Eppendorf AG
<b>Product: Model:</b>	WiFi-extension for handheld electronic pipettes of Eppendorf Xplorer® family Eppendorf Xplorer® connect		
<b>FCC ID:</b>	2AXZD4861490500	<b>IC:</b>	26635-4861490500
<b>Testing has been carried out in accordance with:</b>	<b>Title 47 CFR, Chapter I</b> <b>FCC Regulations, Subchapter A</b> §15.247 (DTS)  <b>ISED-Regulations</b> RSS-Gen, Issue 5 RSS 247, Issue 2  Deviations, modifications or clarifications (if any) to above mentioned documents are written in each section under "Test method and limit".		



Table of Contents

1    Test setup photographs .....3


## 1 Test setup photographs



Photograph 1: EUT Test Setup in the semi anechoic chamber, Radiated interference field strength



Photograph 2: EUT Test Setup in the semi anechoic chamber, Radiated interference field strength




**Photograph 3: EUT Setup Magnetic Field Measurements in the Semi anechoic chamber**




**Photograph 4: EUT Setup Magnetic Field Measurements in the Semi anechoic chamber**





Photograph 5: EUT Test Setup in the fully anechoic chamber, Radiated interference field strength



Photograph 6: EUT Test Setup in the fully anechoic chamber, Radiated interference field strength



Photograph 7: Conducted Test Setup in the Radio Lab

## End Of Annex 4