Internal Use（内部公开）

WELCOME GUIDE

*** For safety issue, the product remains low capacity during shipping.**
Please read this Guide carefully before using the product

PACKAGE CONTENTS

True Wireless Earbud x 2 | Charging Case x 1 | Pair of Eartips x 2 | Type-C Charging Cable x 1 | Welcome Guide x 1

BASIC PRODUCT SPECIFICATIONS

Earbuds

BT version	V5.3
Range	10m
Music play time	Up to 8.hr playtime on single charge; case provides additional 28.hr playtime.
Battery capacity	55mAh (each earbud)
Charging time	Approx.1.5.hr

* oraimo Lab test results

Charging Case

Battery capacity	500mAh
Charging time	Approx. 2 hrs

* If the charging case is fully charged, it can recharge the earbuds about 3.5 times.

PRODUCT OVERVIEW

ONE PAIR, TWO DIFFERENT FITS

Awareness Mode Remove the eartips

Bass Mode Keep the eartips

① Multi-Function Touch Sensor
② Earbud Status Indicator
③ Microphone
④ Type-C Charging Port
⑤ Left Earbud
⑥ Right Earbud
⑦ Case Status Indicator

USING YOUR EARBUDS

Turn On

- **Remove the protective film**

- **Charge the product as follow**

① Put the earbuds back to the charging case.

② Fully charge the case for 2 hours.

Pairing

Charging

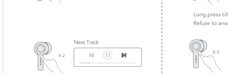

OPEN → PAIRING (One of earbuds flashes red & green alternatively) → CONNECTED

CONTROLS

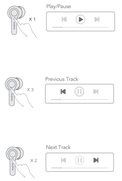

CONTROLS

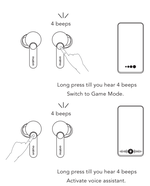

Question 1	Reason	Solution
Earbuds don't work.	Charging case has no battery.	Charge the case.
Question 2	**Reason**	**Solution**
Only one earbud works.	The right earbud and left earbud are not connected.	Put both earbuds into the charging case then take out both earbuds after 10 seconds.
Question 3	**Reason**	**Solution**
Earbuds can't be charged.	The metal part of the earbuds tail is dirty.	Use a cleaning cloth with alcohol to remove dirt from the pogo pin of earbuds and charging case.
Question 4	**Reason**	**Solution**
Bad sound quality/Low volume.	The earbud speaker or sound hole is blocked with dirt.	Use a cleaning cloth with alcohol to remove dirt from the speaker or sound hole.

ATTENTION

Please use the earbuds correctly according to the instructions.

- Use original or certified cables
- Do not expose to liquids
- Do not disassemble
- Avoid dropping
- Avoid extreme temperatures
- Do not use the product outdoors during a thunderstorm
- Do not use any corrosive cleaner/oil to clean

CONSIDERATE HINTS

1. Do not turn up the volume to a fair high level constantly as this could shorten the service life of this product or impair your hearing.
2. When encounter any fault during operation, please cut off the power supply and disconnect the Type-C cable to prevent further damage to the product or other components.
3. The wireless transmission range or connectivity could be affected by low battery power. In that case, please recharge immediately.

WARRANTY CERTIFICATE

Name :	
Address :	
Tel. No. :	
Date of purchase : (dd/mm/yy)	
Store name :	
Warranty period :	

WARRANTY TERMS & CONDITIONS

- All quality-related defects on items sold directly by oraimo or oraimo's authorized resellers are covered by an extensive warranty, starting from the date of purchase.
- oraimo's limited warranty is restricted to the country of purchase. The limited warranty is void on items taken outside the country they were originally bought in or shipped to directly from an authorized online purchase.
- This warranty covers only original oraimo products. It is not applicable to normal wear and tear, or any defects arising from damage caused by misuse of this product.
- Warranty is for the primary product only nor transferable. Any free additional product(s) are not covered in this warranty.
- If the product fails regardless of usage in compliance with the instruction manual and other written precaution, replacement will be provided free of charge.
- To claim the warranty, contact the services team from the platform or store where you bought from.

PT CERTIFICADO DE GARANTIA

Nome:	
Endereço:	
Tel.:	
Data da compra: (dd/mm/aa)	
Nome da loja:	
Período da garantia:	

PT TERMOS E CONDIÇÕES DA GARANTIA

- Todos os defeitos relacionados à qualidade dos itens vendidos diretamente pela Oraimo ou revendedores autorizados da Oraimo são cobertos por uma extensa garantia, iniciada na data da compra.
- A garantia limitada da Oraimo restringe-se ao país da compra. A garantia limitada é inválida para itens levados para fora do país no qual foram originalmente adquiridos ou enviados diretamente por uma compra online autorizada.
- Esta garantia cobre somente produtos originais Oraimo. Ela não se aplica a desgaste normal ou quaisquer defeitos decorrentes de danos causados por uso indevido deste produto.
- A garantia é válida somente para o produto principal e é intransferível. Qualquer produto adicional não está coberto por esta garantia.
- Se o produto apresentar falhas independente do uso de acordo com o manual de instruções e outros cuidados por escrito, a troca será providenciada sem custos.
- Para receber a troca, leve o certificado de garantia e o produto até a loja na qual realizou a compra.

AR شهادة الضمان

الاسم:	
العنوان:	
رقم الهاتف:	
تاريخ الشراء: (يوم/شهر/سنة)	
اسم المتجر:	
فترة الضمان:	

AR شروط وأحكام الضمان

- يشمل الضمان المتكامل كافة العيوب التي تتعلق بالجودة الخاصة بالعناصر التي تبيعها مباشرةً من قبل شركة oraimo أو الموزعين المعتمدين لدى شركة oraimo ، بدءاً من تاريخ الشراء.
- يتم تقييد ضمان شركة oraimo المحدود بحدود البلد الذي تم الشراء منه. يعتبر الضمان المحدود باطلاً على العناصر التي تم أخذها خارج البلد الذي تم شراؤها فيه أو التي تم شحنها مباشرةً من خلال عملية شراء عبر الإنترنت.
- يشمل هذا الضمان منتجات أورايمو الأصلية فقط ولا يغطي بلى التآكل طبيعي أو أي عيوب تنشأ عن التلف الناجم عن سوء استخدام هذا المنتج.
- الضمان المنتج الأساسي فقط ولا يمكن التحويل. لا يشمل هذا الضمان أي منتج إضافي مجاني.
- في حالة وجود عيب في المنتج بغض النظر عن الاستخدام وفقاً لدليل التعليمات والاحتياطات الكتابية الأخرى، فسيتم توفير الاستبدال مجاناً.
- للحصول على الاستبدال، أحضر شهادة الضمان والمنتج للمتجر الذي اشتريت منه المنتج.

USER MANUAL

True Wireless Earbuds
Model: OEB-E104DC
Hereby, ORAIMO TECHNOLOGY LIMITED.
Declares that this True Wireless Earbuds is in compliance with the essential requirements and other relevant provisions of directive 2014/53/EU.

CAUTION

1. Risk of explosion if battery is replaced by an incorrect type, dispose of used batteries according to the instructions.
   – disposal of a battery into fire or a hot oven, or mechanically crushing or cutting of a battery, that can result in an explosion;
   – leaving a battery in an extremely high temperature surrounding environment that can result in an explosion or the leakage of flammable liquid or gas;
   – a battery subjected to extremely low air pressure that may result in an explosion or the leakage of flammable liquid or gas.
2. EUT Temperature: 0℃ ~ +45℃ (Standalone)
   Frequency Range(BR) : BT/BLE: 2402-2480MHz (TX/RX)
   RF output power : (only for CE) : BT-1Mbit: -0.78 dBm
   BT-3Mbit: -0.78 dBm
   BLE-1Mbit: -2.85 dBm
   BLE-2Mbit: -2.52 dBm

IMPORTANT NOTE

Note: This equipment has been tested and found to comply with the limits for a Class B digital device, pursuant to part 15 of the FCC Rules. These limits are designed to provide reasonable protection against harmful interference in a residential installation. This equipment generates, uses and can radiate radio frequency energy and, if not installed and used in accordance with the instructions, may cause harmful interference to radio communications. However, there is no guarantee that interference will not occur in a particular installation. If this equipment does cause harmful interference to radio or television reception, which can be determined by turning the equipment off and on, the user is encouraged to try to correct the interference by one or more of the following measures:
—Reorient or relocate the receiving antenna.
—Increase the separation between the equipment and receiver.
—Connect the equipment into an outlet on a circuit different from that to which the receiver is connected.
—Consult the dealer or an experienced radio/TV technician for help.
FCC Radiation Exposure Statement:
This equipment complies with FCC radiation exposure limits set forth for an uncontrolled environment.

oraimo
smart accessories

FreePods 3C | OEB-E104DC |

ES ATENCIÓN

Utilice los auriculares correctamente conforme a las instrucciones.
No tire o doble los auriculares con violencia.

- Use únicamente cables certificados
- No lo exponga a líquidos
- No lo desmonte
- Evite caídas
- Evite temperaturas extremas
- No use el producto en el exterior durante una tormenta.
- No use ningún limpiador corrosivo / aceite para limpiarlo

PT ATENÇÃO

Por favor, use os fones de ouvido corretamente de acordo com as instruções. Não puxe ou torça os fones de ouvido violentamente

- Use apenas cabos certificados
- Não exponha a líquidos
- Não desmonte
- Evite quedas
- Evite temperaturas extremas
- Não use o produto em ambientes externos durante uma tempestade
- Não use limpadores corrosivos/óleo para limpeza

ID PERHATIAN

Mohon pakai earbud dengan benar sesuai petunjuk
Jangan menarik atau memutar earbud dengan keras

- Gunakan kabel yang sesuai / bersertifikat
- Jangan memaparkan produk pada cairan
- Jangan membongkar produk
- Hindari jatuh
- Hindari suhu ekstrem
- Jangan gunakan produk di luar ruangan selama hujan badai
- Jangan gunakan pembersih atau minyak korosif untuk membersihkan alat

TENGA EN CUENTA LO SIGUIENTE

1. The sale of volumes levels on most alternativ constantemente ya que esto puede acortar la vida útil del producto y afectar a su audición.
2. Cuando encuentre cualquier defecto durante su funcionamiento, corte la alimentación y desconecte el cable Type-C, a fin de evitar daños adicionales en el producto u otros componentes. El alcance de la transmisión inalámbrica o conectividad puede verse afectada por una potencia baja de la batería. En ese caso, recárguela inmediatamente.

DICAS CONSIDERÁVEIS

1. Não aumente o volume a um nível constantemente alto demais, logo que pode reduzir a vida útil deste produto ou prejudicar sua audição.
2. Ao encontrar qualquer falha durante a operação, desligue a fonte de alimentação e desconecte o cabo Type-C, a fim de evitar danos adicionais ao produto ou outros componentes. O alcance ou conectividade da transmissão sem fio pode ser afetado por baixa energia da bateria. Nesse caso, recarregue imediatamente.

PETUNJUK YANG PERLU DIPERHATIKAN

1. Jangan menaikkan volume setiap tingkat yang cukup tinggi terus-menerus karena hal ini bisa memperpendek masa pemakaian produk atau mengganggu pendengaran anda.
2. Saat menemukan adanya gangguan selama pemakaian, matikan sumber listrik dan cabut kabel tipe-C untuk menangah kerusakan lebih lanjut pada produk atau komponen lainnya.Rentang atau sambungan transmisi nirkabel bisa dipengaruhi oleh daya baterai rendah. Jika demikian ini, mohon segera ini charge lagi.

AR

1. يرجى عدم رفع أو تدوير الصوت إلى مستوى عالٍ باستمرار على نحوٍ مفاجئ لأن هذا يمكن أن يؤثر سلباً على عمر المنتج أو يؤثر على سمعك.
2. في حال حدوث أي خلل أثناء التشغيل، يرجى فصل التيار الكهربائي وفصل كابل النوع-C لتجنب مزيد من الأضرار على المنتج أو غيره من المكونات.
3. يمكن أن يتأثر نطاق الإرسال اللاسلكي أو الاتصال بطاقة البطارية المنخفضة. في هذه الحالة، يرجى إعادة الشحن على الفور.

ES CERTIFICADO DE GARANTÍA

Nombre:	
Dirección:	
Nº de teléfono:	
Fecha de compra: (dd/mm/aa)	
Nombre del establecimiento:	
Periodo de garantía:	

ES NOTERMINOS Y CONDICIONES DE LA GARANTÍA

- Todos los defectos relacionados con la garantía de artículos vendidos directamente por oraimo o distribuidores autorizados de oraimo están cubiertos por una amplia garantía que se inicia desde la fecha de compra.
- La garantía limitada de oraimo queda restringida al país de compra. La garantía limitada queda anulada en aquellos elementos que se hayan sacado del país en el que se compraron originalmente o se hayan enviado desde una compra online autorizada.
- Esta garantía solo cubre los productos oraimo originales. No es aplicable al desgaste normal o a cualquier defecto que se deriven de los causados por el uso indebido de este producto.
- No es transferible la garantía del producto original. Cualquier producto adicional gratuito no está cubierto por esta garantía.
- Si el producto falla, independientemente del uso, cumpliendo con el manual de instrucciones y otras precauciones por escrito, se ofrecerá una sustitución gratuita.
- Para recibir la sustitución, lleve el certificado de garantía, así como el producto al establecimiento donde haya adquirido el producto.

ID SERTIFIKAT GARANSI

Nama:	
Alamat:	
Alamat:	
Tanggal pembelian: (dd/mm/yy)	
Nama toko:	
Periode garansi :	

ID SYARAT & KETENTUAN GARANSI

- Semua kecacatan terkait kualitas atau barang yang dijual langsung oleh oraimo atau reseller seh oraimo sudah tercakup dalam garansi ekstensif, mulai dari tanggal pembelian.
- Garansi terbatas oraimo cukup untuk negara tempat pembelian. Garansi terbatas akan dibatalkan pada barang-barang yang dibawa keluar negara asal pembelian atau dikirim secara langsung dari toko online tempat pembelian resmi.
- Garansi ini hanya mencakup produk-produk asli oraimo. Garansi tidak berlaku pada pemakaian dan robekan normal, atau kecacatan apapun yang muncul dari kerusakan akibat penyalahgunaan produk ini.
- Garansi hanya untuk produk utama dan tidak bisa dipindahkan. Produk tambahan apapun yang gratis tidak dicertakan dalam garansi ini.
- Bila produk gagal terlepas dari penggunaan yang telah memenuhi buku panduan instruksi dan peringatan tertulis lainnya, akan diwelakan penggantian produk yang bebas biaya.
- Untuk mengklaim garansi, hubungi tim layanan dari platform atau toko tempat anda membeli barangnya.

CUSTOMER SERVICE

365 DAYS WARRANTY
Email: service@carlcare.com

ES SERVICIO DE ATENCIÓN AL CLIENTE
GARANTÍA DE 365 DIAS
Correo: service@carlcare.com

PT ATENDIMENTO AO CLIENTE
GARANTIA DE 365 DIAS
E-mail: service@carlcare.com

ID LAYANAN PELANGGAN
GARANSI 365 HARI
Email: service@carlcare.com

AR خدمة العملاء
ضمان لمدة 365 يوماً
service@carlcare.com البريد الإلكتروني

FCC ID: 2AXYP-OEB-E104DC-L
FCC ID: 2AXYP-OEB-E104DC-R

FCC CAUTION

Any Changes or modifications not expressly approved by the party responsible for compliance could void the user's authority to operate the equipment.
This device complies with part 15 of the FCC Rules. Operation is subject to the following two conditions: (1)This device may not cause harmful interference, and (2) this device must accept any interference received, including interference that may cause undesired operation.

EU DECLARATION OF CONFORMITY

In accordance with EU Directives and Regulations
Company name: ORAIMO TECHNOLOGY LIMITED
Address: FLAT N,14/F BLOCK B JINRISHENG INDUSTRIAL CENTRE 19-25 SHAN MEI STREET FOTAN N.T HONGKONG
as the manufacturer hereby declares under our sole responsibility that the,
Product(s): True Wireless Earbuds
Model name: OEB-E104DC
In conformity with the essential requirements of the RE Directive 2014/53/EU:

Radio:	ETSI EN 300 328 V2.2.2 (2019-07)
Article 3.2	
EMC:	ETSI EN 301 489-1 V2.2.3 (2019-11)
Article 3.1(b)	Draft ETSI EN 301 489-17 V2.2.5 (2022-08)
Safety	EN IEC 62368-1:2020+A11:2020
Article 3.1(a)	
Health:	EN 50663:2017, EN 62479:2010
Article 3.1(a)	

Notified Body Examination Certificate for this Product was issued in accordance with Annex III (Module B) of the 2014/53/EU Radio Equipment Directive by Bay Area Compliance Laboratories Corp. (2014/53/EU Radio Equipment Directive Notified Body Identification Number 1313)
Signed on behalf of ORAIMO TECHNOLOGY LIMITED
(Signature of authorized person)
Nengpeng wu
Manager
Date: 2023-01-19

For more information, please visit:

www.oraimo.com @oraimo accessories