

For more information, please visit:



www.oraimo.com



@oraimo accessories

FCC Caution:

Any Changes or modifications not expressly approved by the party responsible for compliance could void the user's authority to operate the equipment.

This device complies with part 15 of the FCC Rules. Operation is subject to the following two conditions: (1) This device may not cause harmful interference, and (2) this device must accept any interference received, including interference that may cause undesired operation.

IMPORTANT NOTE:

Note: This equipment has been tested and found to comply with the limits for a Class B digital device, pursuant to part 15 of the FCC Rules. These limits are designed to provide reasonable protection against harmful interference in a residential installation. This equipment generates, uses and can radiate radio frequency energy and, if not installed and used in accordance with the instructions, may cause harmful interference to radio communications. However, there is no guarantee that interference will not occur in a particular installation. If this equipment does cause harmful interference to radio or television reception, which can be determined by turning the equipment off and on, the user is encouraged to try to correct the interference by one or more of the following measures:

- Reorient or relocate the receiving antenna.
- Increase the separation between the equipment and receiver.
- Connect the equipment into an outlet on a circuit different from that to which the receiver is connected.
- Consult the dealer or an experienced radio/TV technician for help.

FCC Radiation Exposure Statement:

This equipment complies with FCC radiation exposure limits set forth for an uncontrolled environment.

WIRELESS SPEAKER

Model: OBS-04S

Hereby, ORAIMO TECHNOLOGY LIMITED.

Declares that this Wireless Speaker is in compliance with the essential requirements and other relevant provisions of directive 2014/53/EU.

Caution

1. Risk of explosion if battery is replaced by an incorrect type, dispose of used batteries according to the instructions.
 - disposal of a battery into fire or a hot oven, or mechanically crushing or cutting of a battery, that can result in an explosion;
 - leaving a battery in an extremely high temperature surrounding environment that can result in an explosion or the leakage of flammable liquid or gas;
 - a battery subjected to extremely low air pressure that may result in an explosion or the leakage of flammable liquid or gas.
2. The product shall only be connected to a USB interface of version USB2.0
3. Adapter shall be installed near the equipment and shall be easily accessible.
4. EUT Temperature: 0 ~45°C (Standalone), 5 ~+40°C (With Parts).

Operating Frequency:

Bluetooth: 2402-2480MHz

Modulation mode: GFSK, π/4-DQPSK

Eu Declaration Of Conformity

in accordance with

Annex VI of Directive 2014/53/EU of the European Parliament and of the Council

1. For the following Radio equipment:

Model: OBS-04S

Product: Wireless Speaker

Trade name or Brand: oraimo

Software / Hardware number: V1.0/V2.0

2. Name and address of the manufacturer or his authorised representative:

Manufacturer: ORAIMO TECHNOLOGY LIMITED

Address: FLAT 39 8/F BLOCK D WAH LOK INDUSTRIAL CENTRE 31-35 SHAN MEI STREET FOTAN NT

3. This declaration of conformity is issued under the sole responsibility of the Manufacturer.

4. Object of the declaration (identification of the radio equipment allowing traceability; it may include a colour image of sufficient clarity where necessary for the identification of the radio equipment):

5. The object of the declaration described above is in conformity with the relevant Union harmonization legislation:

Directive 2014/53/EU (RED)

6. References to the relevant harmonised standards used or references to the other technical specifications in relation to which conformity is declared:

Article 3.1a Health: EN 62479:2010

Article 3.1a Electrical Safety: EN62638-1:2014+A11:2017

Article 3.1b: ETSI EN 301 489-1 V2.2.3 (2019-11)

ETSI EN 301 489-17 V3.2.4 (2020-09)

Article 3.2: ETSI EN 300 328 V2.2.2 (2019-07)

7. Notified Body Name: Eurofins Electrical and Electronic Testing NA, Inc.

Notified Body Number: 0980

Notified Body Assessment Performed:

Module B/C on Article 3.1a, 3.1b, 3.2 and 3.3

Technical File Identification Number: N/A

8. Where applicable, description of accessories and components, including software, which allow the radio equipment to operate as intended and covered by the EU declaration of conformity:

User instructions are provided in the User Manual. The Software and Hardware versions are specified above.

9. Additional information:

Referring to Article 10.2 of the Directive, this equipment is so constructed that it can be operated in all Member States, without infringing applicable requirements on the use of radio spectrum.

Referring to Article 10.10 of the Directive, there are no restrictions on putting this equipment into service or of requirements for authorisation of use. Please refer to the User Manual for details.

On behalf of:

Manufacturer: ORAIMO TECHNOLOGY LIMITED

Address: FLAT 39 8/F BLOCK D WAH LOK INDUSTRIAL CENTRE 31-35 SHAN MEI STREET FOTAN NT

(place and date of issue): Shenzhen, 2021-11-16

(name, function): Yiting, Luo / Manager

(signature):

Yiting Luo

Warranty Certificate

Name :	
Address :	
Tel. No. :	
Date of purchase : (dd/mm/yy)	
Store name :	
Warranty period :	

Warranty Terms & Conditions

* All quality-related defects on items sold directly by oraimo or oraimo's authorized resellers are covered by an extensive warranty, starting from the date of purchase.

* oraimo's limited warranty is restricted to the country of purchase. The limited warranty is void on items taken outside the country they were originally bought in or shipped to directly from an authorized online purchase.

* This warranty covers only original oraimo products. It is not applicable to normal wear and tear, or any defects arising from damage caused by misuse of this product.

* Warranty is for the primary product only nor transferable. Any free additional product(s) are not covered in this warranty.

* If the product fails regardless of usage in compliance with the instruction manual and other written precaution, replacement will be provided free of charge.

* To receive replacement, bring the warranty certificate and the product itself to the store from where you have purchased the product.

oraimo
smart accessories



WELCOME GUIDE

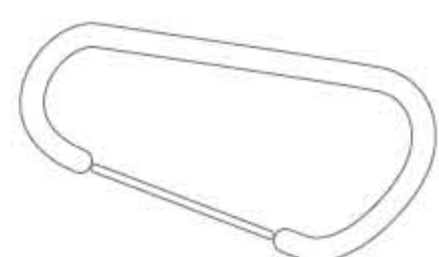
* For safety issue, the product remains low capacity during shipping. Please fully charge the product before initial use!

Please read this Guide carefully before using the product


Package Contents



Speaker x 1



Carabiner Clip x 1

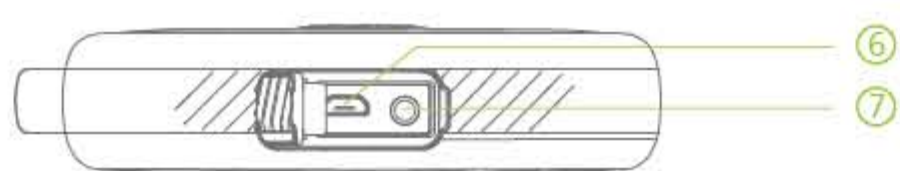
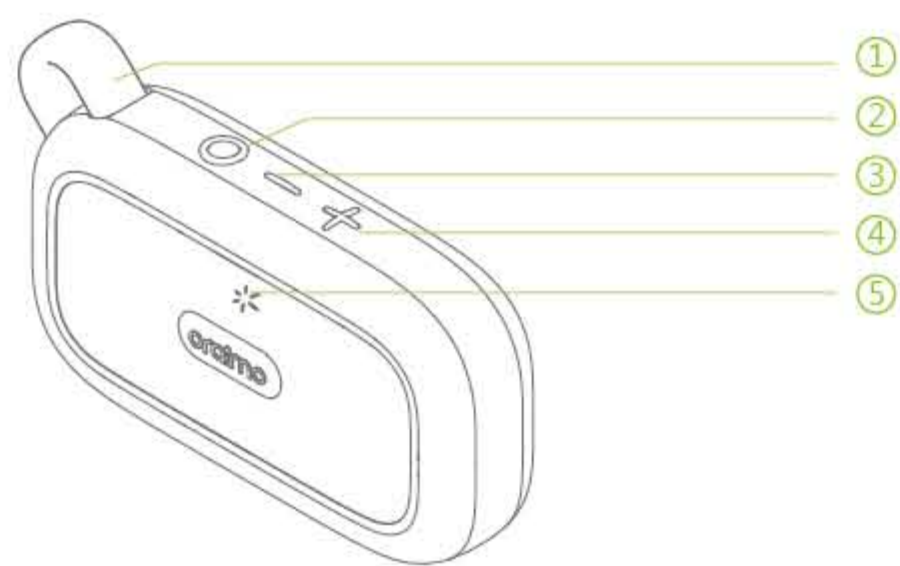


Micro-USB Cable x 1



Welcome Guide

Product Overview



- | | |
|---------------------------------------|---------------------------------|
| ① Carabiner Clip | ④ Volume Up / Next Track Button |
| ② Power / Play / Pause Button | ⑤ LED Indicator |
| ③ Volume Down / Previous Track Button | ⑥ Micro-USB Charging |
| | ⑦ 3.5mm Aux-in Port |

Basic Product Specifications

* Lab Test Result

Range:	10M
Music Play time:	Up to 5 hours
Battery capacity:	400mAh
Charging input:	Micro-USB

Using Your Speaker

1. Power on / off



🕒 1-2"
Press & Hold
Long press the Power button for 2 seconds

2. Pair with your device

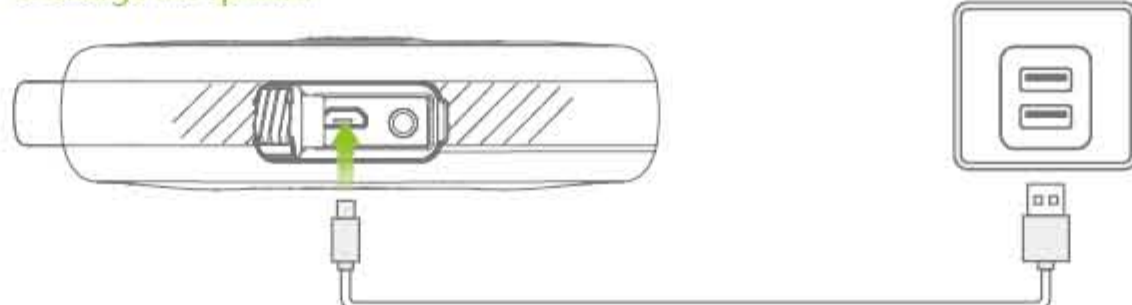


LED Indicator	Status
🔴 🔵	Flashing Red & Blue
🔴 🔵	Flashing stops
	Pairing mode
	Connected to a device

💡 When turned on, the speaker will automatically connect to the last connected device if available. Otherwise the speaker will enter pairing mode.

💡 Having a connection problem? Remove "oraimo Palm" from your device's BT list and ensure the speaker is within 1 meter from the device. Start pairing process again. For the best sound quality, make sure there is a clear line of sight between the connected device and the speaker.

3. Charge the speaker



LED Indicator	Status
🔴	Steady red
🔵	Steady blue
	Charging
	Fully charged

💡 When the speaker is with low battery, audio notification will be heard.

💡 Use the included Micro-USB cable to charge the speaker and charge the speaker fully before first use.

💡 Disconnect your speaker from the charger when fully charged. Do not charge your speaker for extended periods.

Controls

	🎵
🔴	Short press once
—	Short press
	Long press 2 sec
+	Short press
	Long press 2 sec
	Play / Pause
	Volume down
	Previous track
	Volume up
	Next track

Attention

- To preserve battery lifespan, fully charge at least once every 45 days
- Use original or certified cables
- Do not expose to chemical liquids
- Do not disassemble
- Avoid dropping
- Avoid extreme temperatures

Trouble Shooting

Symptom	Solutions
Battery does not charge	<ul style="list-style-type: none">• Make sure you are using the oraimo's original USB cable.• Connect the USB cable to a different USB power supply.• Connect to a different AC (mains) power source.
Speaker does not pair with mobile device	<ul style="list-style-type: none">• On your mobile device, turn the BT function off and then on. Remove your speaker from the BT list on your device. Pair your device again.
No sound	<ul style="list-style-type: none">• On your mobile device, turn the BT function off and then on. Remove your speaker from the BT history on your device. Pair your device again.• Increase the volume on your speaker, your device and music source.
No sound from a cabled device.	<ul style="list-style-type: none">• Power on the device and play music.• Increase the volume on your speaker and device.• Connect a different device.
Poor sound quality.	<ul style="list-style-type: none">• Use a different music source.• Pair a different device.• Change the volume on the device.• Check device audio settings.
Poor sound quality from a cabled device.	<ul style="list-style-type: none">• Change the volume on your speaker and device.• Connect a different device.• Check device audio settings.

Considerate Hints

1. Do not turn up the volume to a fair high level constantly as this could shorten the service life of this product or impair your hearing.
2. When encounter any fault during operation, please cut off the power supply and disconnect the USB cable to prevent further damage to the product or other components.
3. The wireless transmission range or connectivity could be affected by low battery power. In that case, please recharge immediately.

Customer Service



365 DAYS WARRANTY

✉ Email: hello.ab@oraimo.com