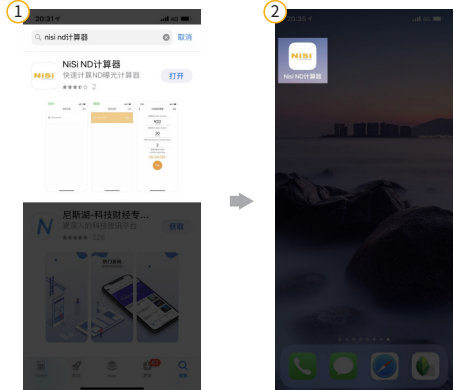


The NiSi remote control instruction

Step 1
INSTALL APP
Search "NiSi ND Calculator" in Apple's app Store or Android Market.



Step 2
POWER ON
Insert the 3.5mm CABLE into the remote control. The remote control will power on automatically. The power LED indicates red for 3 seconds initially. When it flashes blue, this indicates that the control is powered on. Connect the cable to the camera.

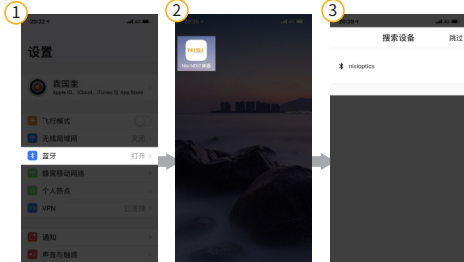


Tips: Please check the battery if the power light off. Quick guide to replacing the battery:

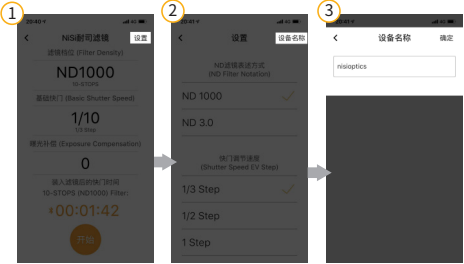
1. Take off orange silicon rubber case.
2. Take off the orange battery protector.
3. Replace the new battery with the negative (-) face up.
4. Replace the orange silicon rubber case



Step 3
CONNECTION
Turn on your phone's Bluetooth and start up the app "NiSi ND Calculator".
Select the Bluetooth device "nisiotics"



You can change the name of Bluetooth.



Tip: Follow these steps of the Bluetooth device cannot be discovered.

1. Exit the App
2. Turn off bluetooth for at least 30 seconds
3. Turn on Bluetooth
4. Restart the App

Once the application has connected to the device, you will be brought to a log in page.

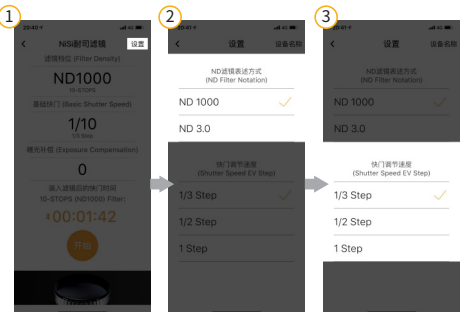


Tip: You can choose " skip " log in the main page. The App can calculate exposure times without connection to the remote.

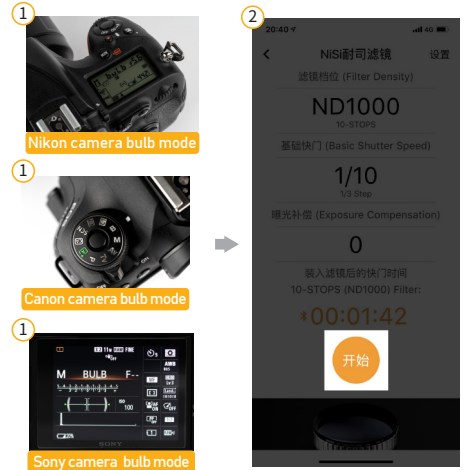
Step 4
SET UP
First, choose the ND filter density you are planning on using. Set up your basic shutter speed and exposure compensation. The App will calculate the long exposure shutter speed based on the density of the ND filter you have chosen.



Tip: Choose the ND filter notation you are comfortable with as well as exposure increments.



Set your camera to bulb mode after everything has been set up. The App will initiate your long exposure which you can cancel at any time.



Tips:

1. The maximal exposure time for this App is 255mins.
2. The minimum exposure time for the App is 1/100 sec
3. The bulb mode minimum exposure time is 1/10 sec
4. The App can calculate the exposure time without the remote control but it can't control the camera exposure time.

Step 5
DISCONNECTION
Select "back" or "exit" on the App. Once the long exposure has commenced, it will continue even the phone is powered off or you have exited the App.



Tip: When you exit the App and confirm disconnection, you will need to reconnect the Bluetooth device.

Step 6
Power off
Remove the cable



Tip: The remote control will power off if Bluetooth connection has been idle for 30 mins. You will need to remove the cable release and reinsert the cable to continue using this device.

FCC compliance statement
This device complies with Part 15 of the FCC Rules. Operation is subject to the following two conditions: (1) this device may not cause harmful interference, and (2) this device must accept any interference received, including interference that may cause undesired operation. changes or modifications not expressly approved by the party responsible for compliance could void the user's authority to operate the equipment.
This equipment has been tested and found to comply with the limits for a Class B digital device, pursuant to Part 15 of the FCC Rules. These limits are designed to provide reasonable protection against harmful interference in a residential installation. This equipment generates, uses and can radiate radio frequency energy and, if not installed and used in accordance with the instructions, may cause harmful interference to radio communications. However, there is no guarantee that interference will not occur in a particular installation.
If this equipment does cause harmful interference to radio or television reception, which can be determined by turning the equipment off and on, the user is encouraged to try to correct the interference by one or more of the following measures:
— Reorient or relocate the receiving antenna.
— Increase the separation between the equipment and receiver.
— Connect the equipment into an outlet on a circuit different from that to which the receiver is connected.
— Consult the dealer or an experienced radio/TV technician for help.
FCC Radiation Exposure statement
This equipment complies with FCC radiation exposure limits set forth for an uncontrolled environment.