

Figure 1: Conducted Tests, Setup Photo



Figure 2: Radiated Spurious Emissions, 30MHz-1000MHz - Setup Antenna View




Figure 3: Radiated Spurious Emissions, 30MHz-1000MHz - Setup Front View




Figure 4: Radiated Spurious Emissions, 30MHz-1000MHz - Setup Rear View




Figure 5: Radiated Spurious Emissions, 1GHz-18GHz - Setup Antenna View




Figure 6: Radiated Spurious Emissions, 1GHz-18GHz - Setup Front View




Figure 7: Radiated Spurious Emissions, 1GHz-18GHz - Setup Rear View




Figure 8: Radiated Spurious Emissions, 18GHz-25GHz - Setup Antenna View




Figure 9: Radiated Spurious Emissions, 18GHz-25GHz - Setup Front View




Figure 10: Radiated Spurious Emissions, 18GHz-25GHz - Setup Rear View



Figure 11: Conducted Emissions, Setup Front View




Figure 12: Conducted Emissions, Setup LISN View




Figure 13: Conducted Emissions, Setup Rear View