RF Test Data for BT(BLE) (Conducted Measurement)

Product Name: NucBox3

Trade Mark: GMKtec,GMKTEC

Test Model: KB3

FCC ID: 2AXUD-KB3

Environmental Conditions

Temperature:	25.5°C
Relative Humidity:	55%
ATM Pressure:	100.0 kPa
Test Engineer:	Anna Hu
Supervised by:	Hugo Chen
NOTE	N/A

Appendix A: DTS Bandwidth

Test Result

TestMode	Antenna	Channel	DTS BW [MHz]	FL[MHz]	FH[MHz]	Limit[MHz]	Verdict
BLE_1M	Ant1	2402	0.640	2401.672	2402.312	0.5	PASS
		2440	0.632	2439.688	2440.320	0.5	PASS
		2480	0.652	2479.672	2480.324	0.5	PASS

Test Graphs

BLE_1M_Ant1_2402

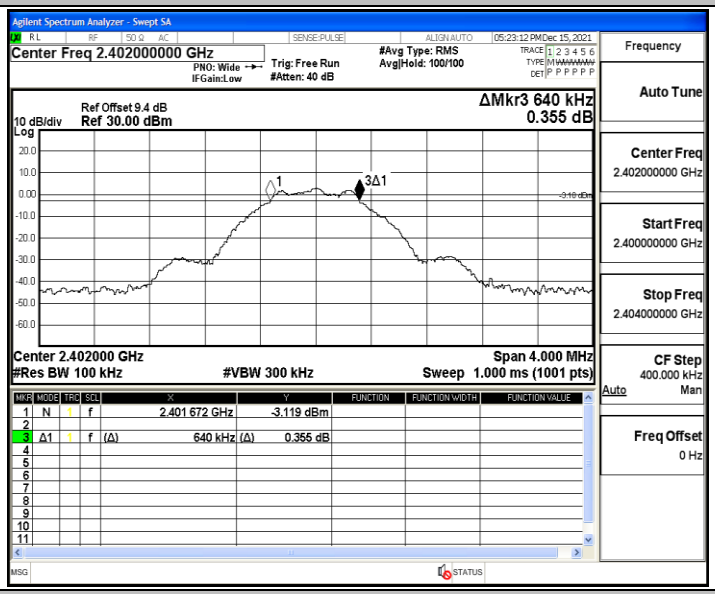

BLE_1M_Ant1_2440

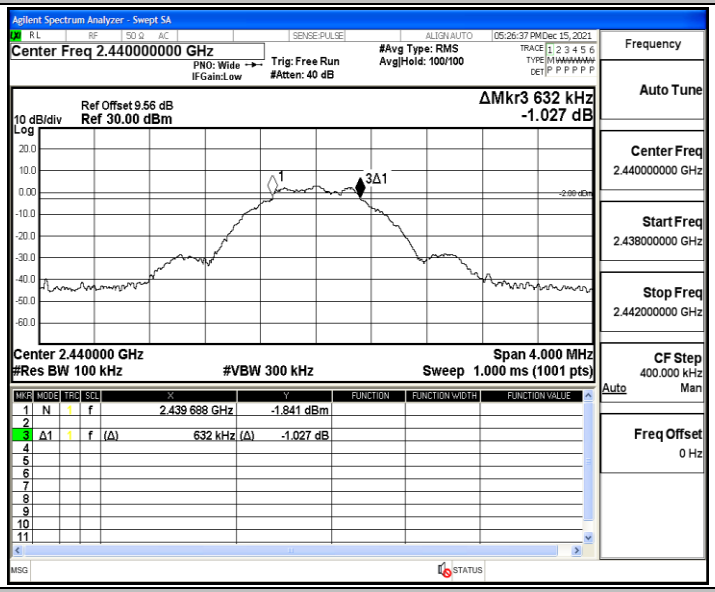

BLE_1M_Ant1_2480

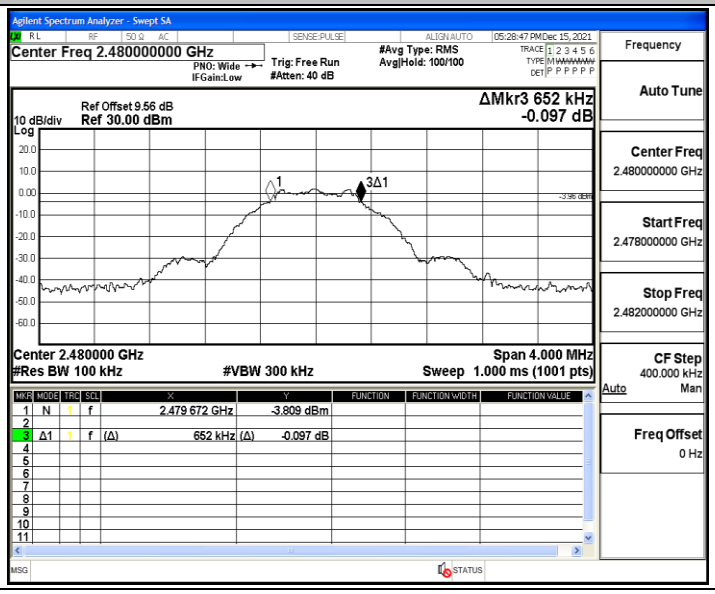

Appendix B: Occupied Channel Bandwidth

Test Result

TestMode	Antenna	Channel	OCB [MHz]	FL[MHz]	FH[MHz]	Limit[MHz]	Verdict
BLE_1M	Ant1	2402	1.0311	2401.487	2402.519	---	PASS
		2440	1.0354	2439.487	2440.523	---	PASS
		2480	1.0312	2479.487	2480.518	---	PASS

Test Graphs

BLE_1M_Ant1_2402

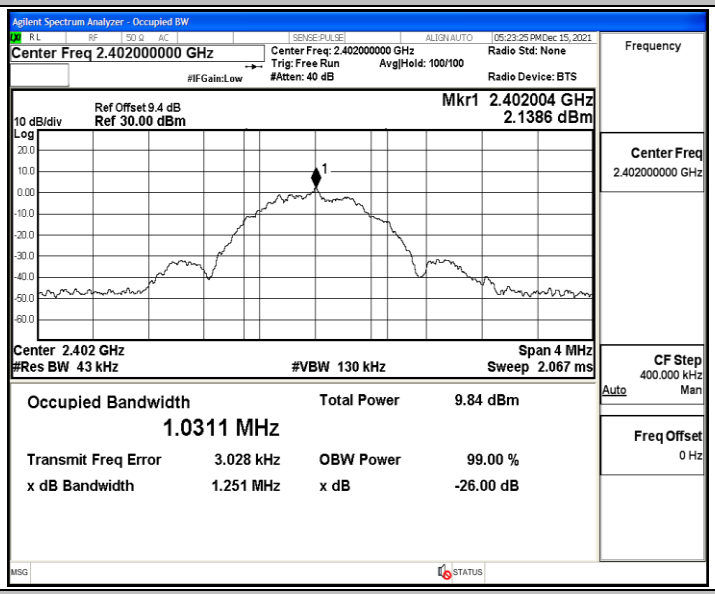

BLE_1M_Ant1_2440

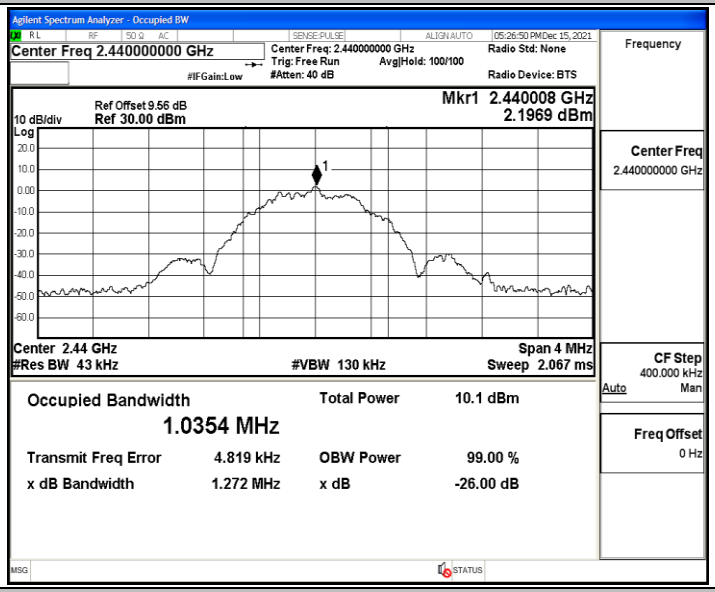

BLE_1M_Ant1_2480

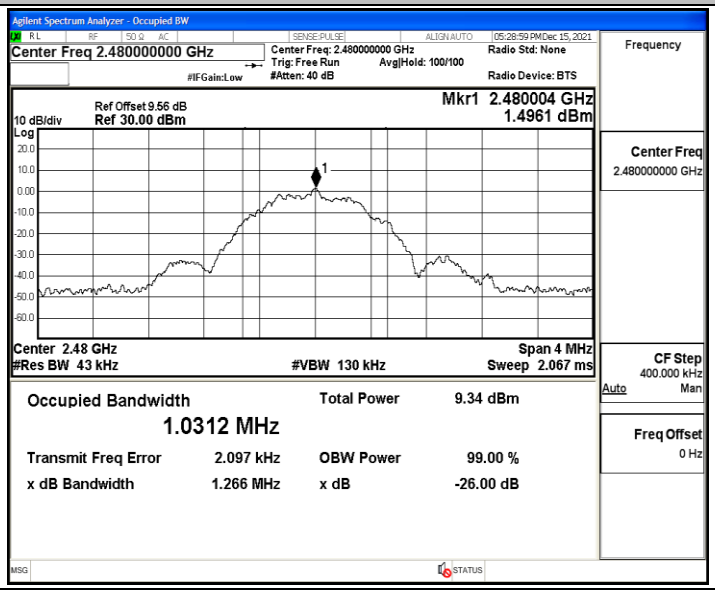

Appendix C: Maximum conducted output power

Test Result

TestMode	Antenna	Channel	Result[dBm]	Limit[dBm]	Verdict
BLE_1M	Ant1	2402	3.07	≤30	PASS
		2440	3.43	≤30	PASS
		2480	2.57	≤30	PASS

Test Graphs

BLE_1M_Ant1_2402

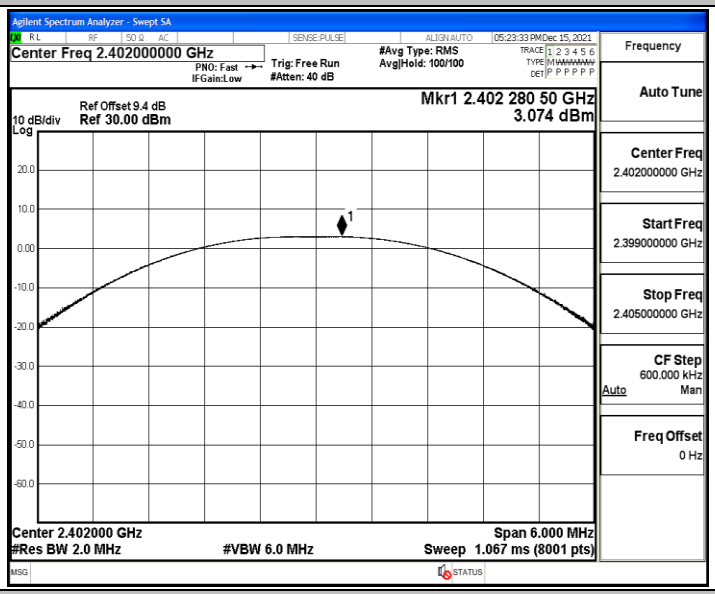

BLE_1M_Ant1_2440

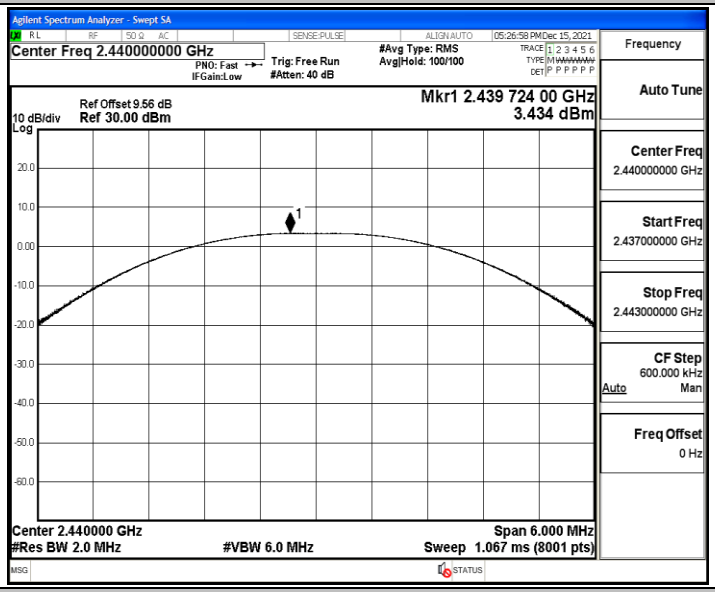

BLE_1M_Ant1_2480

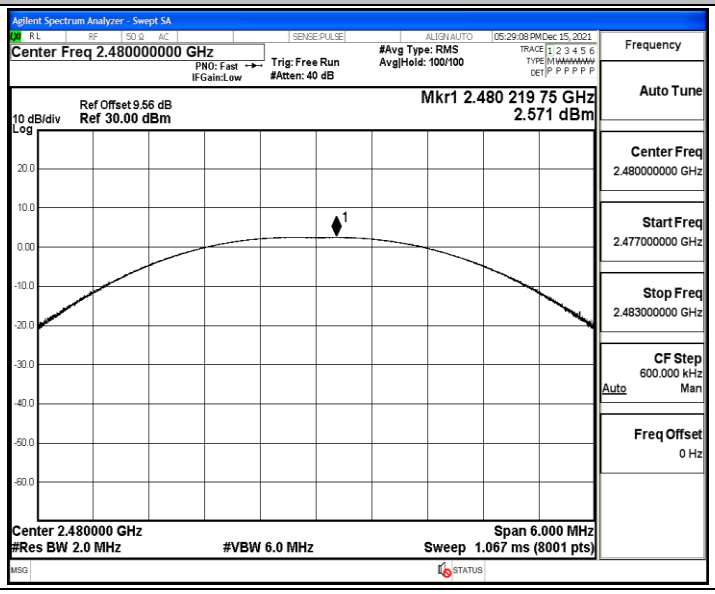

Appendix D: Maximum power spectral density

Test Result

TestMode	Antenna	Channel	Result[dBm/3-100kHz]	Limit[dBm/3kHz]	Verdict
BLE_1M	Ant1	2402	-12.74	≤8	PASS
		2440	-12.47	≤8	PASS
		2480	-13.1	≤8	PASS

Test Graphs

BLE_1M_Ant1_2402

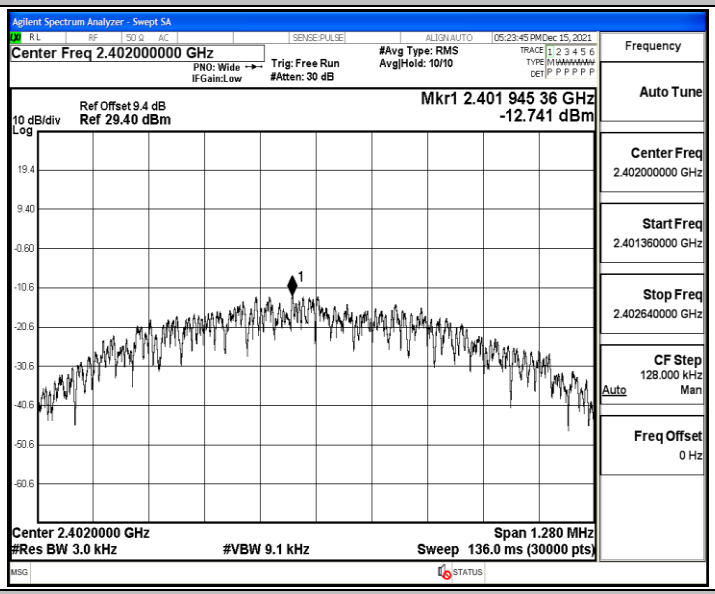

BLE_1M_Ant1_2440

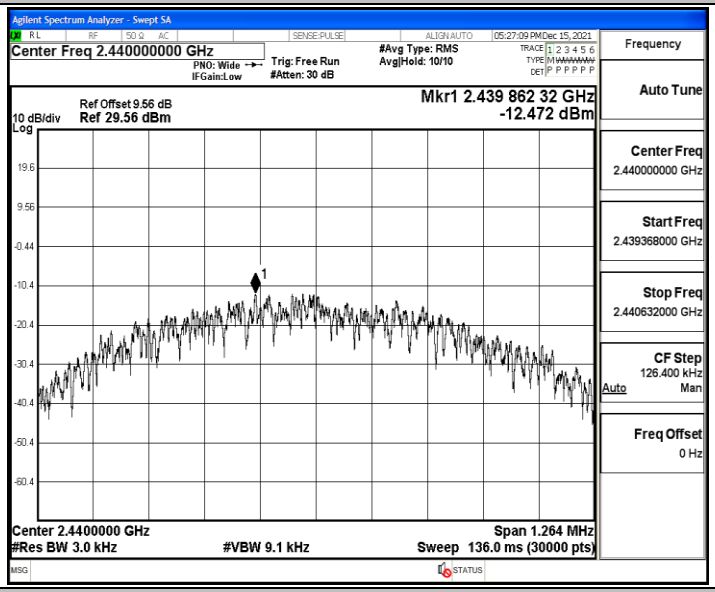

BLE_1M_Ant1_2480

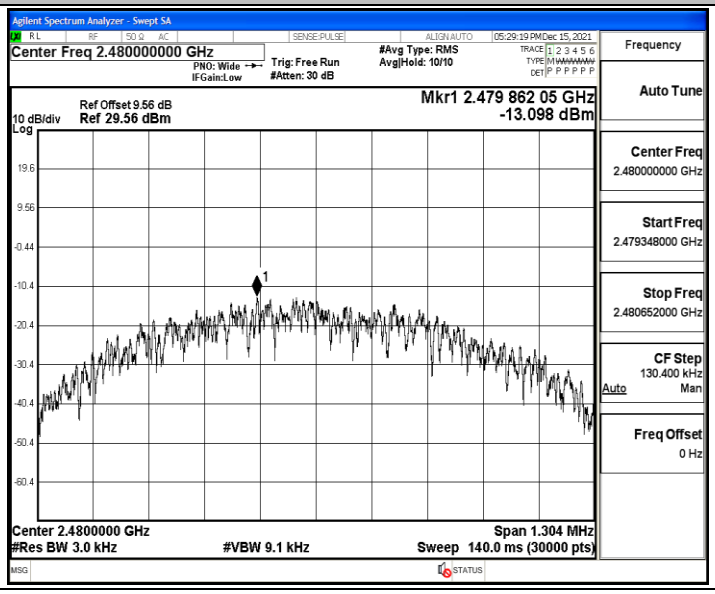

Appendix E: Band edge measurements

Test Result

TestMode	Antenna	ChName	Channel	RefLevel[dBm]	Result[dBm]	Limit[dBm]	Verdict
BLE_1M	Ant1	Low	2402	3.03	-43.24	≤-16.97	PASS
		High	2480	2.54	-38.41	≤-17.46	PASS

Test Graphs

BLE_1M_Ant1_Low_2402

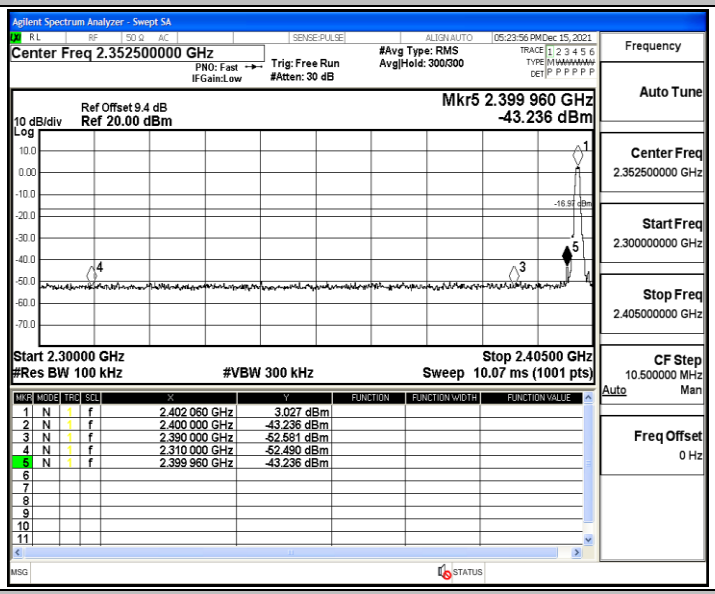

BLE_1M_Ant1_High_2480

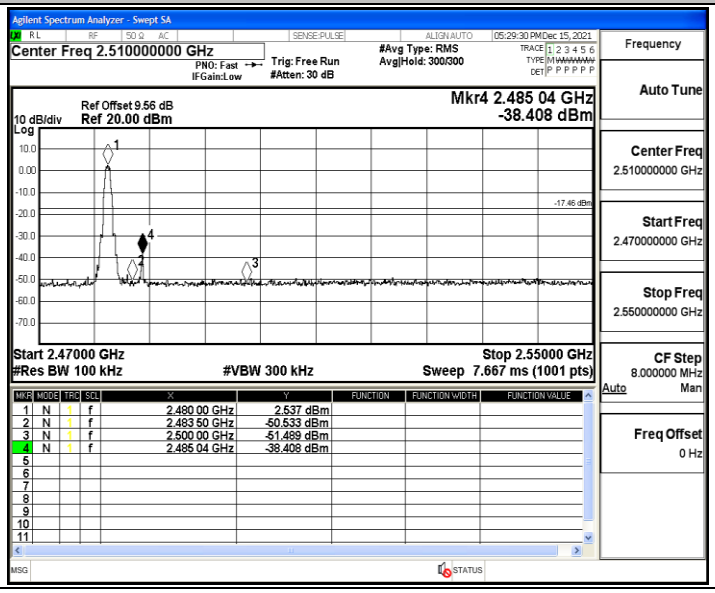

Appendix F: Conducted Spurious Emission

Test Result

TestMode	Antenna	Channel	FreqRange [MHz]	RefLevel [dBm]	Result[dBm]	Limit[dBm]	Verdict
BLE_1M	Ant1	2402	Reference	0.75	0.75	---	PASS
			30~1000	0.75	-61.14	≤-19.25	PASS
			1000~26500	0.75	-51.82	≤-19.25	PASS
		2440	Reference	1.65	1.65	---	PASS
			30~1000	1.65	-61.03	≤-18.35	PASS
			1000~26500	1.65	-52.12	≤-18.35	PASS
		2480	Reference	2.29	2.29	---	PASS
			30~1000	2.29	-60.39	≤-17.71	PASS
			1000~26500	2.29	-51.54	≤-17.71	PASS

Test Graphs

BLE_1M_Ant1_2402_0~Reference

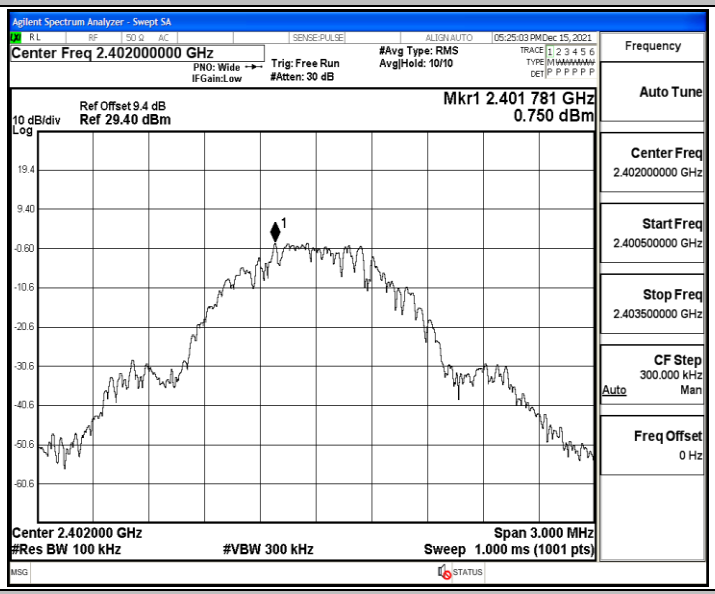

BLE_1M_Ant1_2402_30~1000

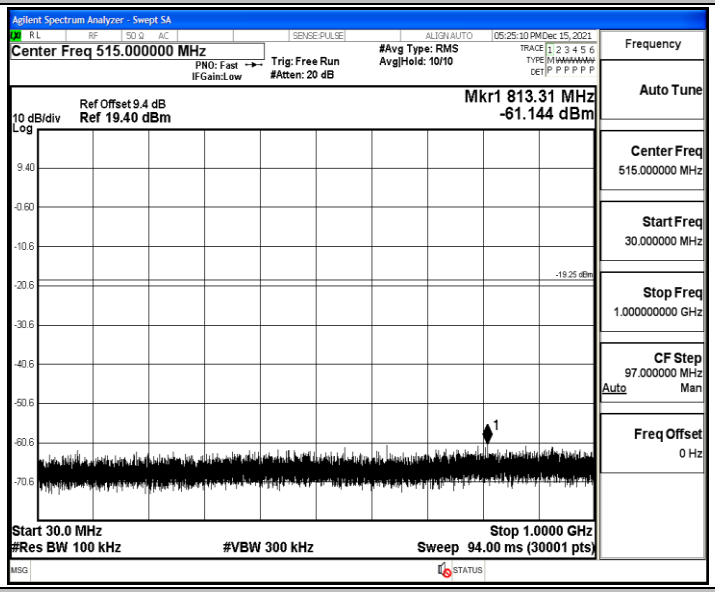

BLE_1M_Ant1_2402_1000~26500

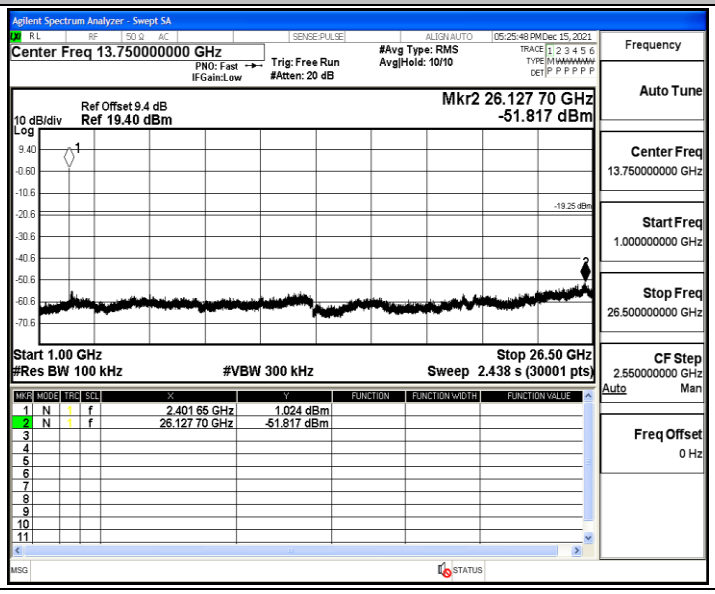

BLE_1M_Ant1_2440_0~Reference

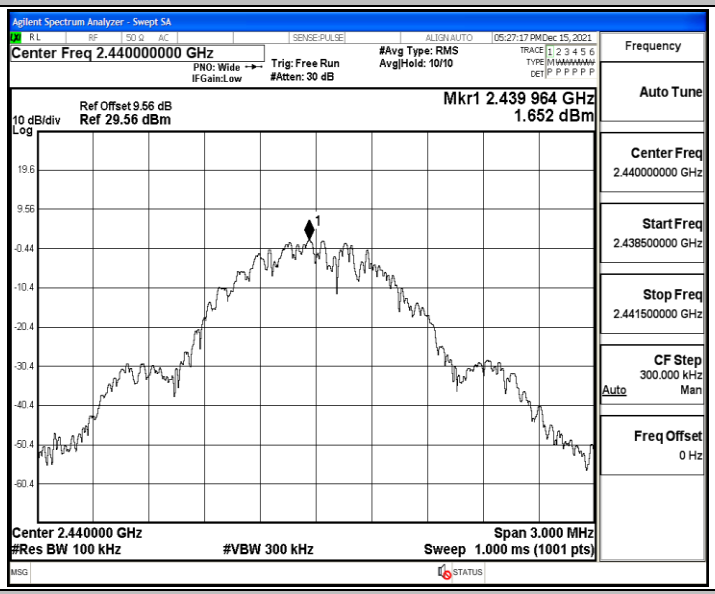

BLE_1M_Ant1_2440_30~1000

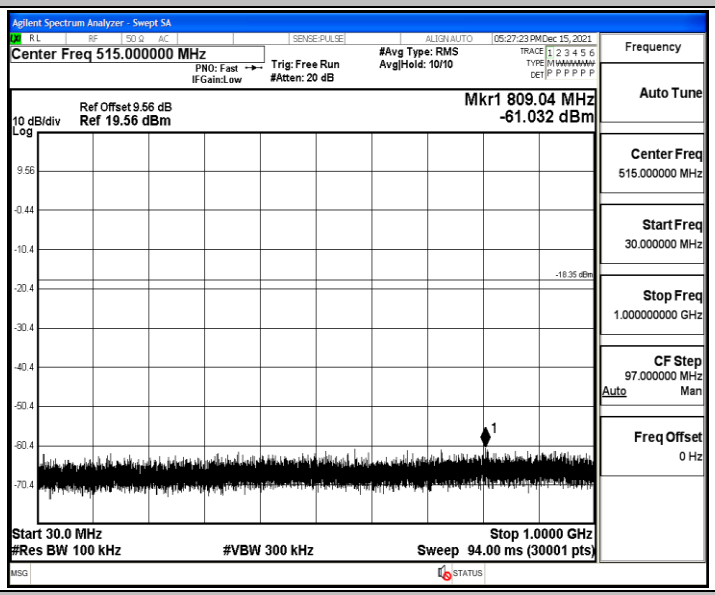

BLE_1M_Ant1_2440_1000~26500

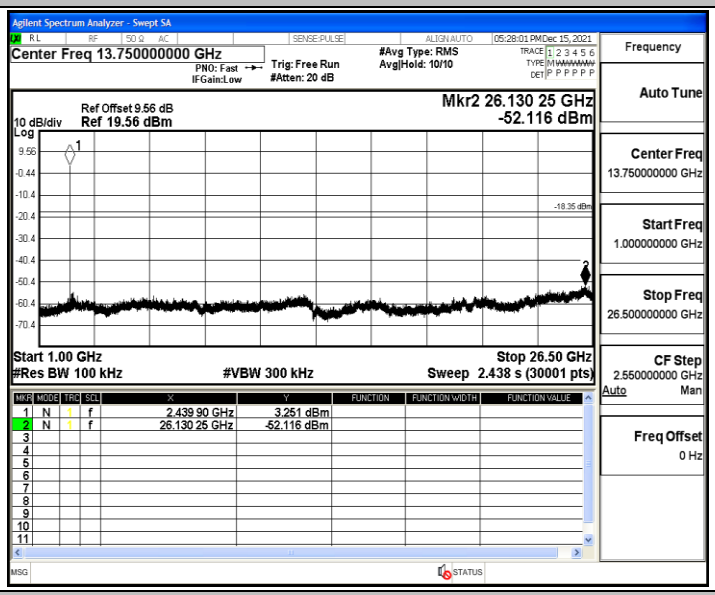

BLE_1M_Ant1_2480_0~Reference

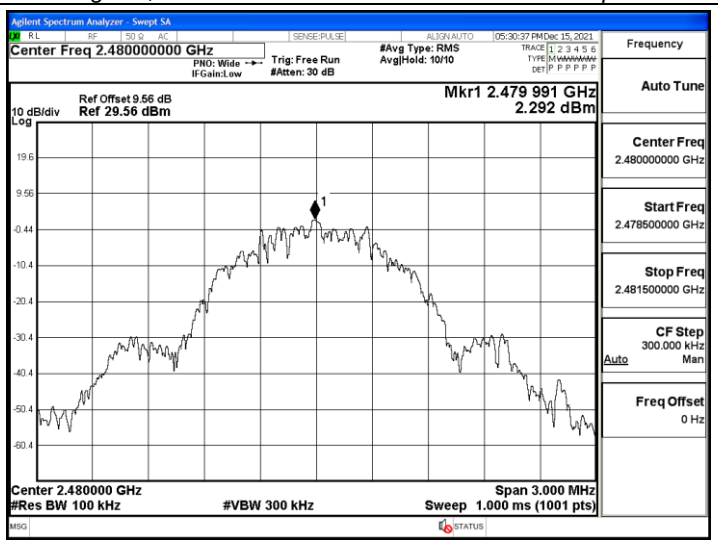

BLE_1M_Ant1_2480_30~1000

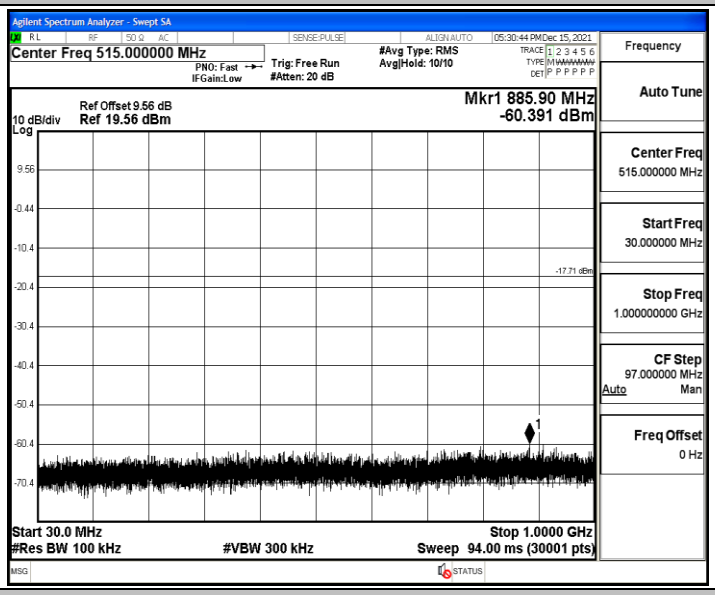

BLE_1M_Ant1_2480_1000~26500

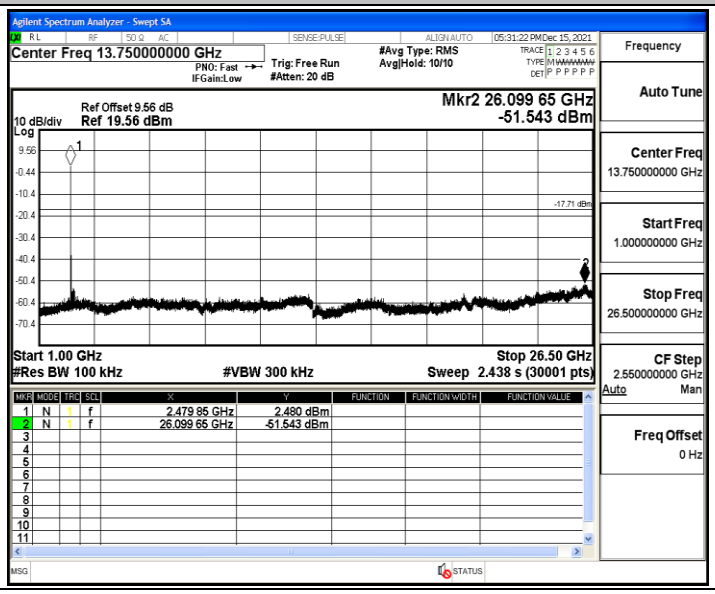

Appendix G: Duty Cycle

Test Result

TestMode	Antenna	Channel	Transmission Duration [ms]	Transmission Period [ms]	Duty Cycle [%]	1/T[kHz]
BLE_1M	Ant1	2402	0.39	0.62	62.90	2.56
		2440	0.39	0.61	63.93	2.56
		2480	0.39	0.61	63.93	2.56

Test Graphs

BLE_1M_Ant1_2402

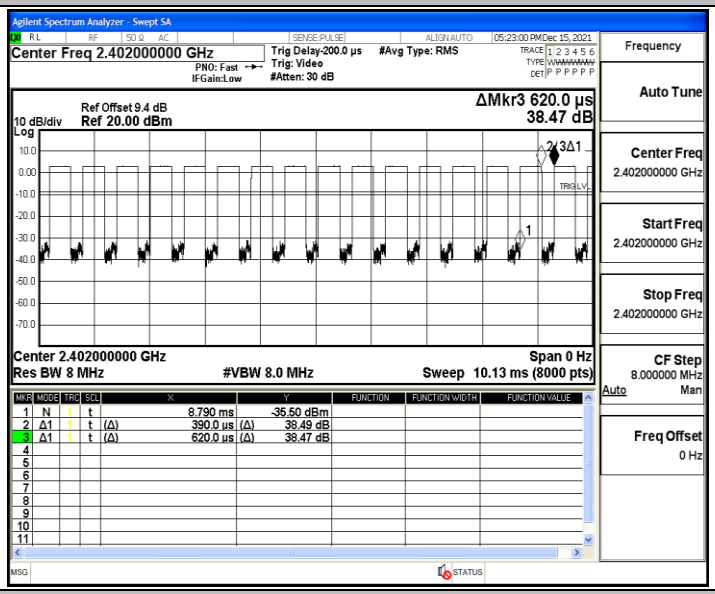

BLE_1M_Ant1_2440

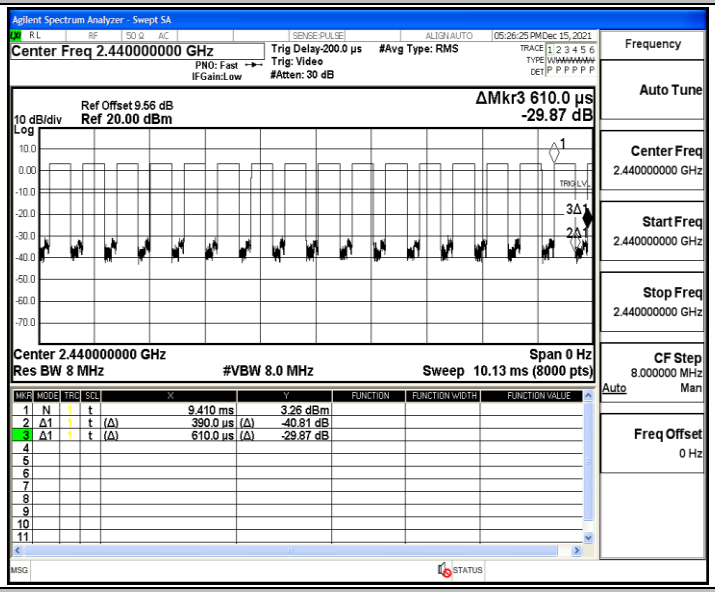

BLE_1M_Ant1_2480

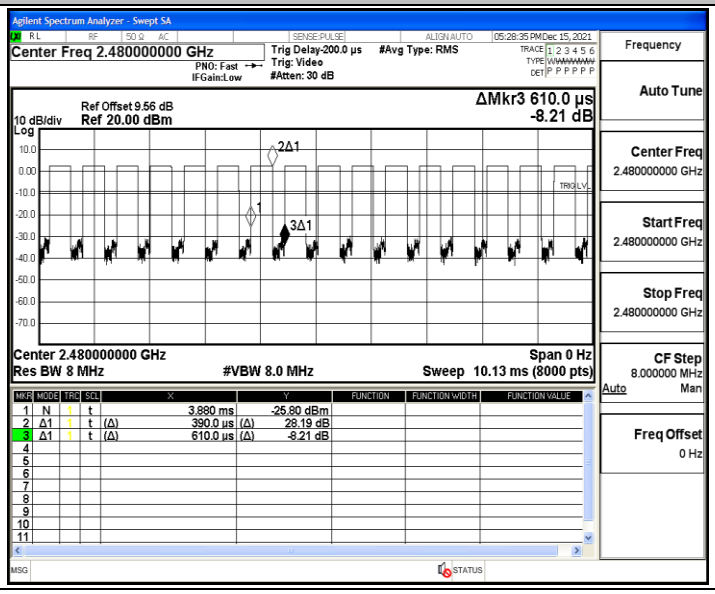

Appendix H: Emissions in Restricted Bands

Test Result

TestMode	Antenna	ChName	Channel	Detector	Freq. [MHz]	Result [dBm]	Limit [dBm]	Verdict
BLE_1M	Ant1	Low	2402	AV	2310.000	-45.98	≤-41.20	PASS
				AV	2363.105	-45.26	≤-41.20	PASS
				AV	2390.000	-45.85	≤-41.20	PASS
				Peak	2310.000	-38.99	≤-21.20	PASS
				Peak	2342.735	-36.03	≤-21.20	PASS
				Peak	2390.000	-38.96	≤-21.20	PASS
		High	2480	AV	2483.500	-50.08	≤-41.20	PASS
				AV	2485.360	-42.7	≤-41.20	PASS
				AV	2500.000	-55.01	≤-41.20	PASS
				Peak	2483.500	-48.24	≤-21.20	PASS
				Peak	2484.880	-34.3	≤-21.20	PASS
				Peak	2500.000	-48.76	≤-21.20	PASS

Note：

1. The Antenna Gain is compensated in the graph with 2dBi and Antenna Gain which is Higher.
2. The limit in dBm for average detector is conversion from 54dBuV/m, according to 15.209(a). The limit in dBm for peak detector is 20dB above the limit of average detector in dBm.

Test Graphs

BLE_1M_Ant1_Low_2402_AV

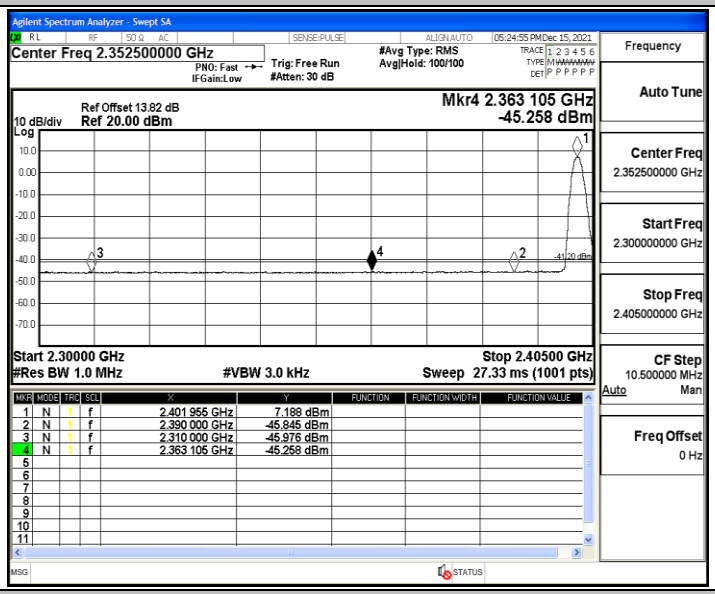

BLE_1M_Ant1_Low_2402_Peak

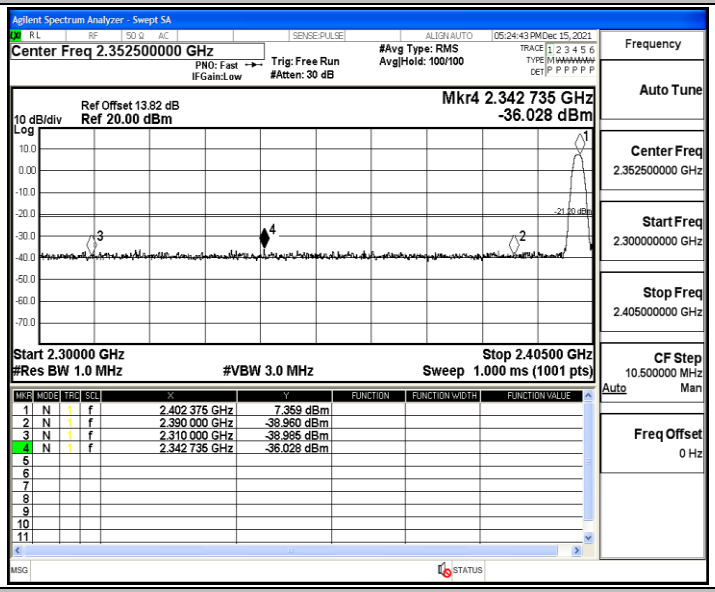

BLE_1M_Ant1_High_2480_AV

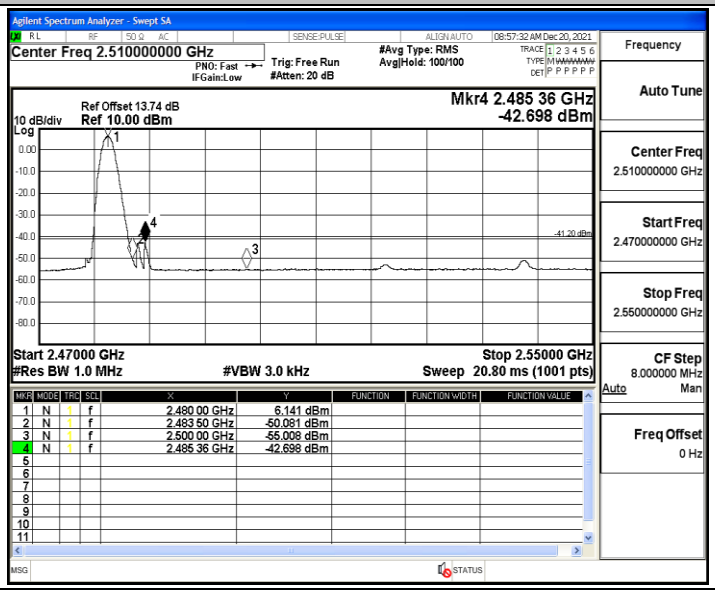
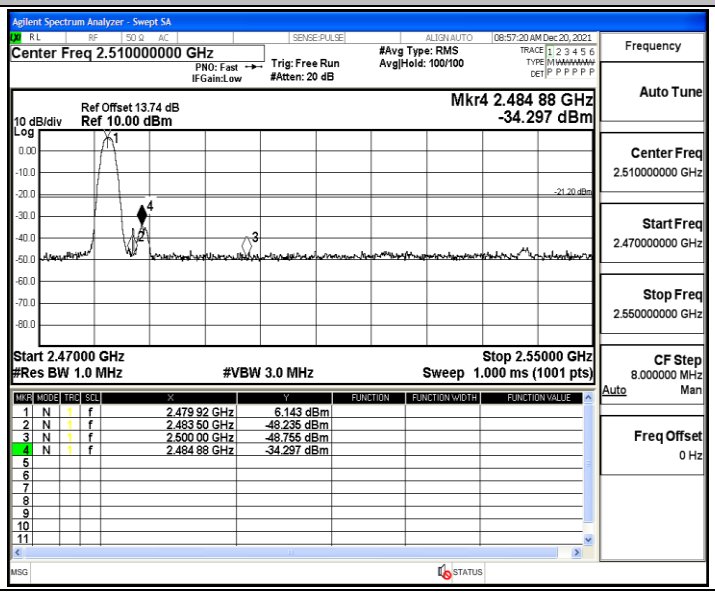
BLE_1M_Ant1_High_2480_Peak