

Multi-Functional ultraviolet sterilizer

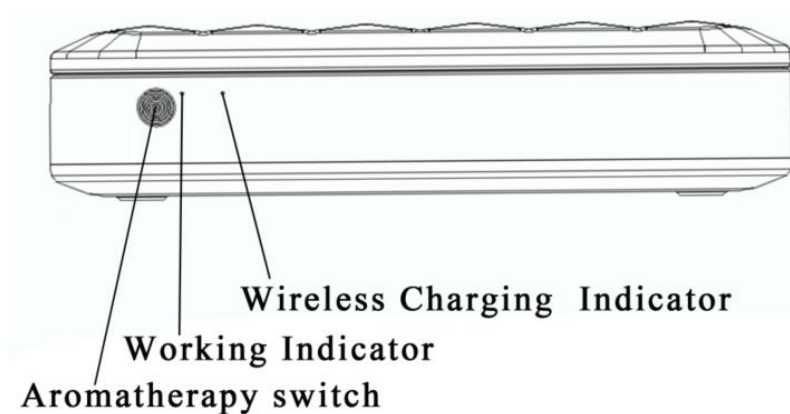
Sterilizer/Charger/Aromatherapy

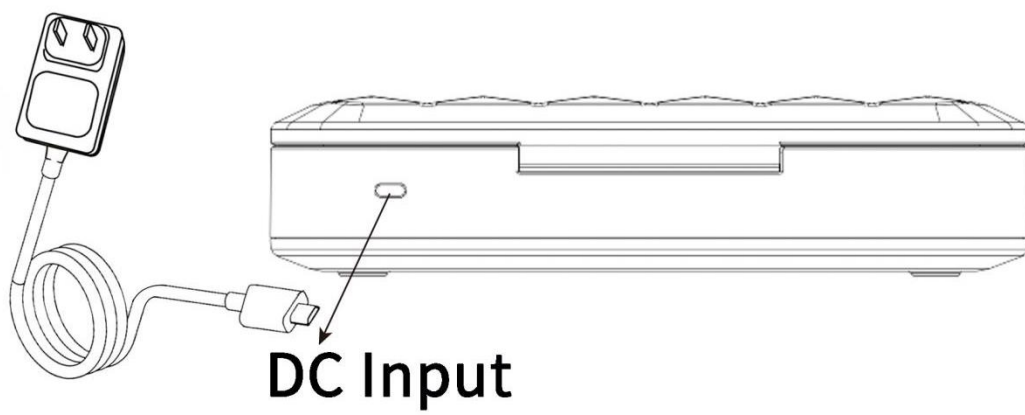
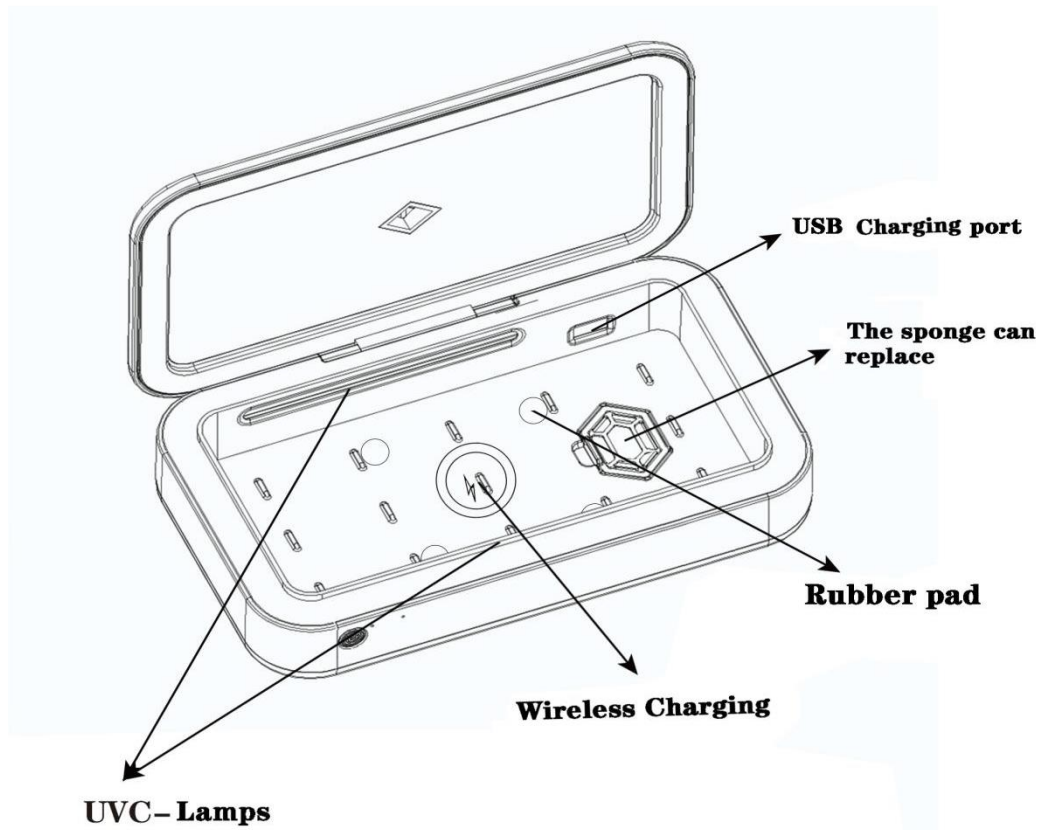
Instruction Manual

Product features:

1. with ultraviolet lamp from two sides.360° Sanitizing
- 2.USB charging, wireless charging
3. with aroma function
- 4.with big capacity , suitable for most 7 inch mobile phone, pad, watch and jewelry
5. safe,automatically turn on self -sterilizing function

How to use:





disinfection function:

Step 1: Plug USB cable to the cleaner DC Input, and connect to an adaptor (5V/4A) to get power,It will fast flash red led three times,then always light steady red color led for the wireless charging indicator.

That means sterilizer is ready and the wireless function is ok

Step 2: Put phone or accessories into the cleaner box and close the lid, the working indicator light green, the indicator light automatically off after 6 mins,means the disinfection is finish. If you want disinfection again ,you need to reopen and close the lid again

fragrance and disinfection function at the same time:

Step 1:Drop a few drops of essential oils which your like into the sponge. (there have 10pcs sponge let you replace)

Step 2: Put phone or accessories into the box and close the lid.

Step 3:Press aromatherapy button to start, ,the working indicator light blue and green mix ,6 mins later disinfection stop the lights turn to blue only , the aromatherapy keep going on , then after the 4 more mins later the blue light off .and your device disinfected and smells very wonderful

Note: Please do not open the lid when Sanitizing, the U----V lights will be off automatically when the lid opened to protect you from U----V rays.

Charging:

1. **USB Charging:** There are a USB Charging port inside always available to charge your other devices .

2. Wireless Charging :

Put into your wireless-charging phone and adjust accordingly to make the wireless charge connect

Product Features:

dimensions of the unit	8.54*5.00*2.00"
dimensions of the inner cavity	7.28*3.74*1.10"
max capacity	7 inch mobile phone
Input voltage	DC 5V/4A
Work time(sterilize)	6 minutes
Work time(Aromatherapy)	10 minutes

Note: this equipment has been tested and found to comply with the limits for a Class B digital device, pursuant to part 15 and part 18 of the FCC Rules. This equipment generates uses and can radiate radio frequency energy and, if not installed and used in accordance with the instructions, may cause harmful interference to radio communications. If this equipment does cause harmful interference to radio or television reception, which can be determined by turning the equipment off and on, the user is encouraged to try to correct the interference by one or more of the following measures:

- Increase the separation between the equipment and any other radio device.
- Connect the equipment into an outlet on a circuit different from that to which the receiver is connected.

This device complies with part 15 and part 18 of the FCC Rules. Operation is Subject To the following two conditions: (1) This device may not cause harmful interference, and (2) this device must accept any interference received, including interference that may cause undesired operation. Changes or modifications not explicitly approved by the party responsible for compliance could void the user's authority to operate this equipment.

The equipment complies with FCC radiation exposure limits set forth for an uncontrolled environment. During the operation of device a distance of 15 cm surrounding the device and 20 cm above the top surface of the device must be respected.

Caution: Any changes or modifications not expressly approved could void the user's authority to operate the equipment.