

ColorFlux Light Strip
5 meters (16.4ft)
LS2201



Safety Instructions

- Always turn off the power supply before handling the light strip to prevent electrical shock or damage to the light strip.
- Do not install or operate this light strip with wet hands or standing on damp surfaces.
- Do not put this light strip near potentially dangerous sources, such as candles and liquid-filling objects.
- Keep the light strip out of reach of children or pets who may be tempted to play or chew on the wires, which can cause injury or damage.
- This light strip is not compatible with other dimmers, and its brightness can only be adjusted via the app within the environment temperature between 0°C and 40°C (32°F and 104°F).
- Only the light strip itself is waterproof. Keep the control box and power adapter from splashes, water drops, or high-humidity environments.
- The light strip, the power adapter, and the control box must be used together as a complete set.
- Do not clean this light strip with water. Water entering the light strip may cause failure or electric shock.
- Do not risk your safety by disassembling or repairing the light strip yourself. Contact customer service.
- This light strip is not for emergency lights. Household use only.

Introduction

With over 16 million colors, the 5-meter-long LS2201 ColorFlux Light Strip allows you to create a personalized and vibrant lighting experience that reflects your style. Pair this light strip with the LotusLamp X app, then you can adjust your lighting remotely by choosing color temperature, intensity, and different modes, adding a new level of ambiance and style to any room in your home.

LS2201 supports music sync, changes its colors, and flashes speed with rhythm and melody, making it perfect for parties, bedrooms, stairs, cupboards, and desks.

Included in the Box

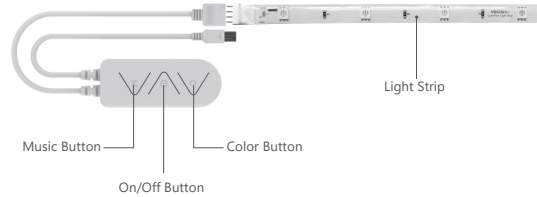
Item	Quantity
LS2201 ColorFlux Light Strip	1
Accessory Kit	1
Control Box	1
Power Adapter	1
User Manual	1
Remote Controller	1

- 1 English -

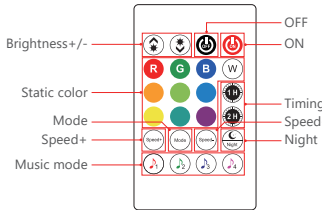
Controls and Status

Bluetooth Controller

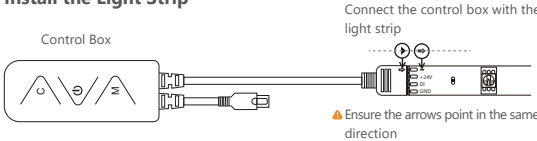
On/Off Button	Press to power the Light Strip On/Off
Color Button	Press to switch between different colors
Music Button	Press to switch between different music modes



Remote Controller

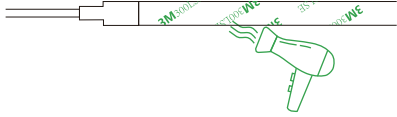


Install the Light Strip

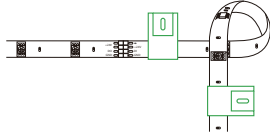


- 2 English -

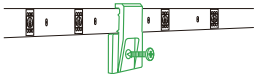
1. Determine the installation location and make sure the space is enough for the light strip to fit.
2. Wipe the installation surface clean and dry it thoroughly.
3. If your room temperature is below 10°C/50°F, warm the adhesive film of the light strip with a hair dryer.



4. Peel off the backing to reveal the adhesive, carefully align the light strip with the surface and press it firmly in place for about 10 to 15 seconds.
5. To install around corners, bend the light strip around and fix it with the mounting clips provided.



6. Reinforce the whole light strip with mounting clips and screws. Ensure they are securely fastened to the surface and not pose a tripping hazard.



Add Your Light Strip with LotusLamp X App

System Requirements

Before pairing, ensure you iOS/Android device is in the latest version and the Bluetooth is enabled.

Adding Instructions

1. Download LotusLamp X app from the App Store (iOS) or Google Play (Android).
2. Open LotusLamp X, the App will scan for nearby Bluetooth devices.
3. Select your light strip from the list of My Devices.

- 3 English -

Specifications

Power Input	100-240 V AC /220-240 V AC, 50/60 Hz
Output	24 V, 1.0 A (SELV)
Operating Frequency	2400~2483.5 MHz
Transmit Power	0 dBm
Plug Type	US, EU
Connectivity	Bluetooth

After-sales Service

Warranty: 1 Year

Email: support@vocolinc.com

Official Website: www.vocolinc.com

FCC Declaration

Caution:

This equipment has been tested and found to comply with the limits for a Class B digital device, pursuant to Part 15 of the FCC Rules. These limits are designed to provide reasonable protection against harmful interference in a residential installation. This equipment generates uses and can radiate radio frequency energy and, if not installed and used in accordance with the instructions, may cause harmful interference to radio communications. However, there is no guarantee that interference will not occur in a particular installation. If this equipment does cause harmful interference to radio or television reception, which can be determined by turning the equipment off and on, the user is encouraged to try to correct the interference by one or more of the following measures:

- Reorient or relocate the receiving antenna.
- Increase the separation between the equipment and receiver.
- Connect the equipment into an outlet on a circuit different from that to which the receiver is connected.
- Consult the dealer or an experienced radio/TV technician for help.

This device complies with part 15 of the FCC Rules. Operation is subject to the following two conditions:

- (1) This device may not cause harmful interference, and this device must accept any interference received, including interference that may cause undesired operation.
- (2) Any Changes or modifications not expressly approved by the party responsible for compliance could void the user's authority to operate the equipment .The antenna(s) used for this transmitter must be installed to provide a separation distance of at least 20 cm from all persons and must not be co-located or operating in conjunction with any other antenna or transmitter.

CE Declaration of Conformity

Hereby, Felion Technologies Company Limited declares that the radio equipment ColorFlux Light Strip is in compliance with Directive 2014/53/EU. The full text of the EU declaration of conformity is available at the following internet address: www.vocolinc.com

- 4 English -



Scan the code to download the App.