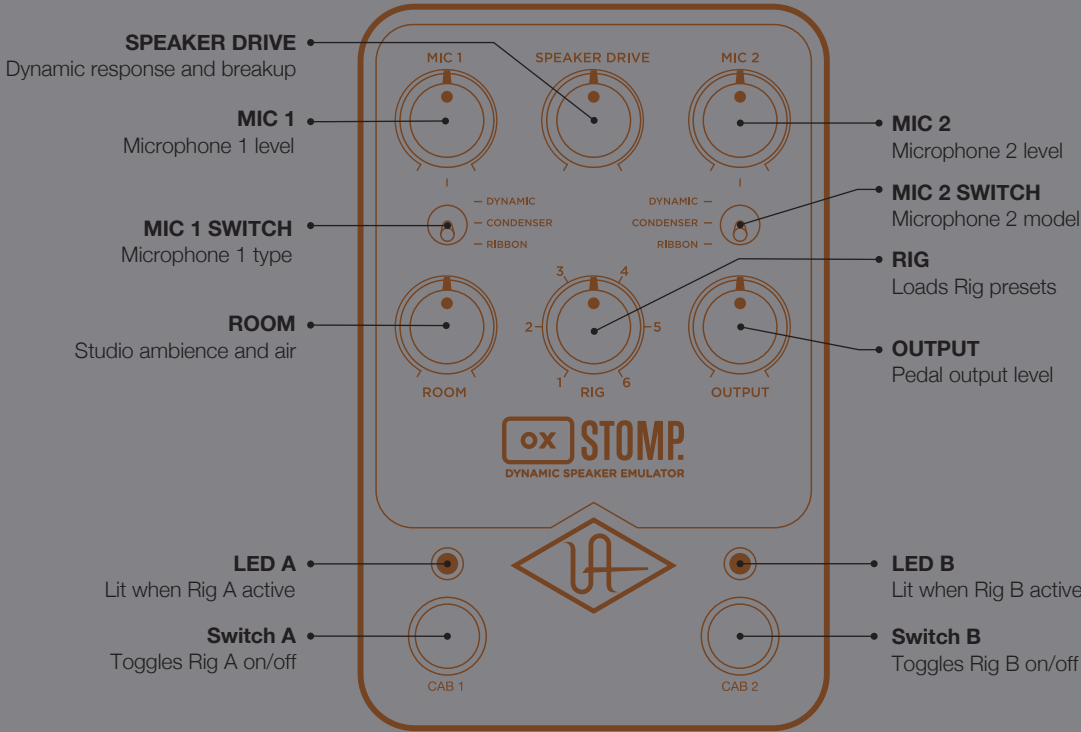
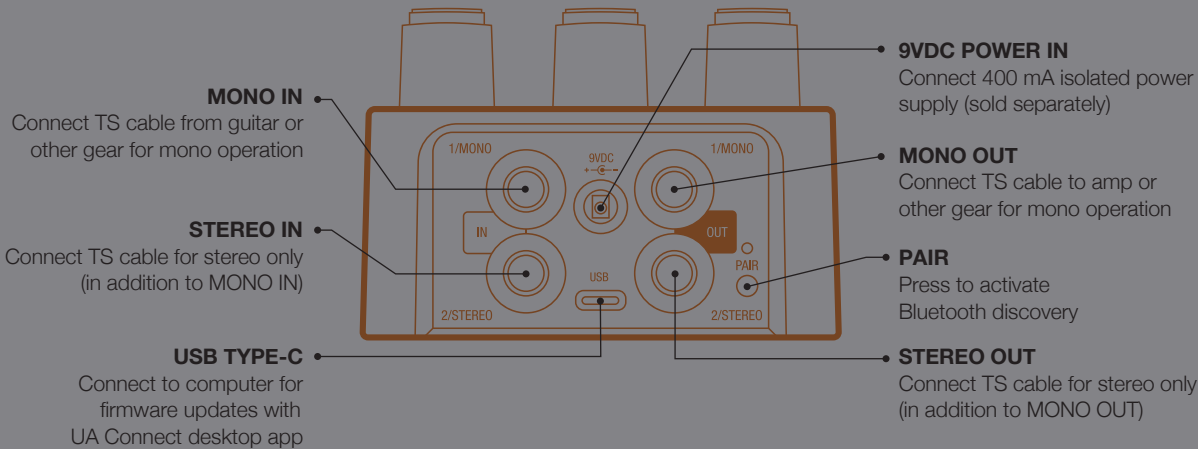


**OX RIG:** An OX Rig is a speaker cabinet, two cabinet microphones, room sound, and effects. Knobs and switches control the active Rig. Choose the active Rig with the foot switches.



**CAUTION! OX STOMP IS NOT A LOAD BOX.**  
**DO NOT CONNECT ANY POWERED AMPLIFIER TO OX INPUTS.**



- Power Supply

Isolated 9VDC, center-negative, 400 mA minimum, 2.1x5.5 mm barrel connector (sold separately)
- Get More

Get more features with the UAFX Control mobile app, and find complete documentation at [uaudio.com/uafx/start](https://uaudio.com/uafx/start)





Caution: To help maintain the safety of your product, the chosen power supply must be a certified power supply complying with Limited Power Source (LPS) requirements with the following characteristics and electrical ratings: Isolated 9VDC, center-negative, 400 mA minimum, 2.1x5.5 mm barrel connector. Additional details at [help.uaudio.com](http://help.uaudio.com).



Before using this unit, be sure to carefully read the applicable items of these operating instructions and the safety suggestions. Afterwards, keep them handy for future reference. Take special care to follow the warnings indicated on the unit, as well as in the operating instructions.

- Read the instructions.
- Keep these instructions.
- Heed all warnings.
- Follow all instructions.
- Do not use this apparatus near water.
- Clean only with dry cloth.
- Do not block any ventilation openings. Install in accordance with the manufacturer's instructions.
- Do not install near any heat source such as radiators, heat registers, stoves, or other apparatus (including amplifiers) that produce heat.
- Do not defeat the safety purpose of the polarized or grounding-type plug. A polarized plug has two blades with one wider than the other.
- Protect the power cord from being walked on or pinched particularly at plugs, convenience receptacles, and the point where they exit from the apparatus.
- Only use with attachments/accessories specified by the manufacturer.
- Refer all servicing to qualified service personnel. Servicing is required when the apparatus has been damaged in any way, such as power-supply cord or plug is damaged, liquid has been spilled or objects have fallen into the apparatus, the apparatus has been exposed to rain or moisture, does not operate normally, or has been dropped.
- This equipment does not contain a fuse or any other user-replaceable parts.
- A compliance marking label is provided on bottom of the unit.

United States Class B Manual Statement

NOTE: This equipment has been tested and found to comply with the limits for a Class B digital device pursuant to Part 15 of the FCC Rules. These limits are designed to provide reasonable protection against harmful interference in a residential installation. This equipment generates, uses, and can radiate radio frequency energy and, if not installed and used in accordance with the instructions, may cause harmful interference to radio communications. However, there is no guarantee that interference will not occur in a particular installation. If this equipment does cause harmful interference to radio or television reception, which can be determined by turning the equipment off and on, the user is encouraged to try and correct the interference by one or more of the following measures:

- Reorient or relocate the receiving antenna.
- Increase the separation between the equipment and the receiver.
- Connect the equipment into an outlet on a circuit different from that to which the receiver is connected.
- Consult the dealer or an experienced radio/TV technician for help.

Japanese Class B Manual Statement

この装置は、クラスB 機器です。この装置は、住宅環境で使用することを目的としています  
が、この装置がラジオやテレビジョン受信機に近接して使用されると、受信障害を引き起  
すことがあります。取扱説明書に従って正しい取り扱いをして下さい。VCCI-B

(This is Class B equipment. Although this equipment is intended for use in residential environment, it could cause poor reception if used near a radio television receiver. Please follow instructions in the instruction manual.)

License exempt. This device complies with Industry Canada license-exempt RSS standard(s). Operation is subject to the following two conditions: (1) this device may not cause interference, and (2) this device must accept any interference, including interference that may cause undesired operation of the device.

Le présent appareil est conforme aux CNR d'Industrie Canada applicables aux appareils radio exempts de licence. L'exploitation est autorisée aux deux conditions suivantes : (1) l'appareil ne doit pas produire de brouillage, et (2) l'utilisateur de l'appareil doit accepter tout brouillage radioélectrique subi, même si le brouillage est susceptible d'en compromettre le fonctionnement.

Taiwan NCC Warning Statement

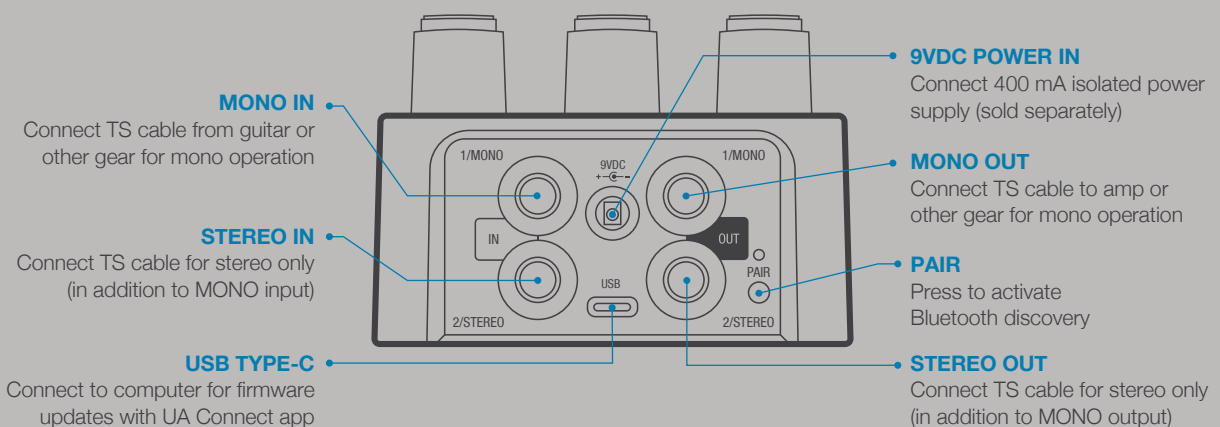

本公司產品取得NCC 低功率射頻器材審驗證明依據「低功率射頻器材技術規範」之新警語如下：「取得審驗證明之低功率射頻器材，非經核准，公司、商號或使用者均不得擅自變更頻率、加大功率或變更原設計之特性及功能。低功率射頻器材之使用不得影響飛航安全及干擾合法通信；經發現有干擾現象時，應立即停用，並改善至無干擾時方得繼續使用。」

The company's products have obtained the NCC low-power radio frequency equipment verification certificate according to the new warnings of "Low-power radio frequency equipment technical specifications" as follows: "The low-power radio frequency equipment that has obtained the verification certificate shall not be changed by the company, firm or user without approval. Frequency, increase power, or change the features and functions of the original design. The use of low-power radio frequency equipment shall not affect flight safety and interfere with legal communications; continue to use.



Used electrical and electronic equipment should not be mixed with general household waste. Please dispose in accordance with local regulations.

- IEC 62368-1
- FCC ID: 2AXKQ2029
- IC ID: 26610-2029



**Power Supply** Isolated 9VDC, center-negative, 400 mA minimum, 2.1x5.5 mm barrel connector (sold separately)

**Get More** Find more features, firmware updates, and complete docs at [uaudio.com/uafx/start](https://uaudio.com/uafx/start)





Caution: To help maintain the safety of your product, the chosen power supply must be a certified power supply complying with Limited Power Source (LPS) requirements with the following characteristics and electrical ratings: Isolated 9VDC, center-negative, 400 mA minimum, 2.1x5.5 mm barrel connector. Additional details at [help.uaudio.com](http://help.uaudio.com).



Before using this unit, be sure to carefully read the applicable items of these operating instructions and the safety suggestions. Afterwards, keep them handy for future reference. Take special care to follow the warnings indicated on the unit, as well as in the operating instructions.

- Read the instructions.
- Keep these instructions.
- Heed all warnings.
- Follow all instructions.
- Do not use this apparatus near water.
- Clean only with dry cloth.
- Do not block any ventilation openings. Install in accordance with the manufacturer's instructions.
- Do not install near any heat source such as radiators, heat registers, stoves, or other apparatus (including amplifiers) that produce heat.
- Do not defeat the safety purpose of the polarized or grounding-type plug. A polarized plug has two blades with one wider than the other.
- Protect the power cord from being walked on or pinched particularly at plugs, convenience receptacles, and the point where they exit from the apparatus.
- Only use with attachments/accessories specified by the manufacturer.
- Refer all servicing to qualified service personnel. Servicing is required when the apparatus has been damaged in any way, such as power-supply cord or plug is damaged, liquid has been spilled or objects have fallen into the apparatus, the apparatus has been exposed to rain or moisture, does not operate normally, or has been dropped.
- This equipment does not contain a fuse or any other user-replaceable parts.
- A compliance marking label is provided on bottom of the unit.

#### United States Class B Manual Statement

NOTE: This equipment has been tested and found to comply with the limits for a Class B digital device pursuant to Part 15 of the FCC Rules. These limits are designed to provide reasonable protection against harmful interference in a residential installation. This equipment generates, uses, and can radiate radio frequency energy and, if not installed and used in accordance with the instructions, may cause harmful interference to radio communications. However, there is no guarantee that interference will not occur in a particular installation. If this equipment does cause harmful interference to radio or television reception, which can be determined by turning the equipment off and on, the user is encouraged to try and correct the interference by one or more of the following measures:

- Reorient or relocate the receiving antenna.
- Increase the separation between the equipment and the receiver.
- Connect the equipment into an outlet on a circuit different from that to which the receiver is connected.
- Consult the dealer or an experienced radio/TV technician for help.

#### Japanese Class B Manual Statement

この装置は、クラスB機器です。この装置は、住宅環境で使用することを目的としています。が、この装置がラジオやテレビジョン受信機に近接して使用されると、受信障害を引き起こすことがあります。取扱説明書に従って正しい取り扱いをして下さい。VCCI-B

(This is Class B equipment. Although this equipment is intended for use in residential environment, it could cause poor reception if used near a radio television receiver. Please follow instructions in the instruction manual.)

License exempt. This device complies with Industry Canada license-exempt RSS standard(s). Operation is subject to the following two conditions: (1) this device may not cause interference, and (2) this device must accept any interference, including interference that may cause undesired operation of the device.

Le présent appareil est conforme aux CNR d'Industrie Canada applicables aux appareils radio exempts de licence. L'exploitation est autorisée aux deux conditions suivantes : (1) l'appareil ne doit pas produire de brouillage, et (2) l'utilisateur de l'appareil doit accepter tout brouillage radioélectrique subi, même si le brouillage est susceptible d'en compromettre le fonctionnement.

#### Taiwan NCC Warning Statement

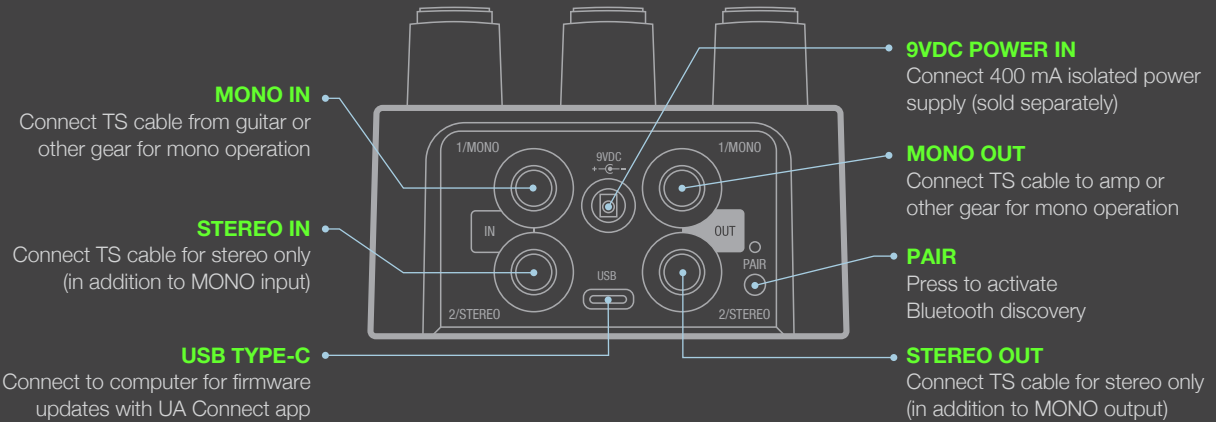
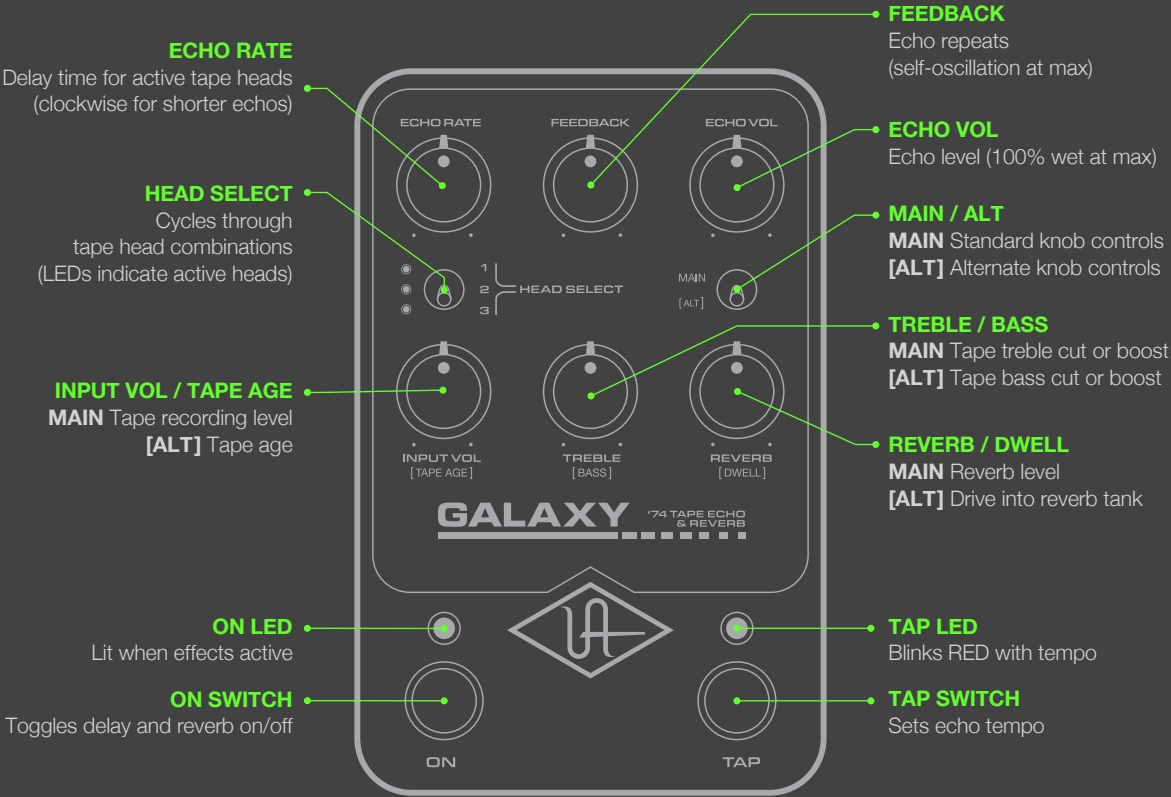
本公司產品取得NCC 低功率射頻器材審驗證明依據「低功率射頻器材技術規範」之新警語如下：「取得審驗證明之低功率射頻器材，非經核准，公司、商號或使用者均不得擅自變更頻率、加大功率或變更原設計之特性及功能。低功率射頻器材之使用不得影響飛航安全及干擾合法通信；經發現有干擾現象時，應立即停用，並改善至無干擾時方得繼續使用。」

The company's products have obtained the NCC low-power radio frequency equipment verification certificate according to the new warnings of "Low-power radio frequency equipment technical specifications" as follows: "The low-power radio frequency equipment that has obtained the verification certificate shall not be changed by the company, firm or user without approval. Frequency, increase power, or change the features and functions of the original design. The use of low-power radio frequency equipment shall not affect flight safety and interfere with legal communications; continue to use."



Used electrical and electronic equipment should not be mixed with general household waste. Please dispose in accordance with local regulations.

- IEC 62368-1
- FCC ID: 2AXKQ2029
- IC ID: 26610-2029



**Power Supply** Isolated 9VDC, center-negative, 400 mA minimum, 2.1x5.5 mm barrel connector (sold separately)

**Get More** Find more features, firmware updates, and complete docs at [uaudio.com/uafx/start](https://uaudio.com/uafx/start)





Caution: To help maintain the safety of your product, the chosen power supply must be a certified power supply complying with Limited Power Source (LPS) requirements with the following characteristics and electrical ratings: Isolated 9VDC, center-negative, 400 mA minimum, 2.1x5.5 mm barrel connector. Additional details at [help.uaudio.com](http://help.uaudio.com).



Before using this unit, be sure to carefully read the applicable items of these operating instructions and the safety suggestions. Afterwards, keep them handy for future reference. Take special care to follow the warnings indicated on the unit, as well as in the operating instructions.

- Read the instructions.
- Keep these instructions.
- Heed all warnings.
- Follow all instructions.
- Do not use this apparatus near water.
- Clean only with dry cloth.
- Do not block any ventilation openings. Install in accordance with the manufacturer's instructions.
- Do not install near any heat source such as radiators, heat registers, stoves, or other apparatus (including amplifiers) that produce heat.
- Do not defeat the safety purpose of the polarized or grounding-type plug. A polarized plug has two blades with one wider than the other.
- Protect the power cord from being walked on or pinched particularly at plugs, convenience receptacles, and the point where they exit from the apparatus.
- Only use with attachments/accessories specified by the manufacturer.
- Refer all servicing to qualified service personnel. Servicing is required when the apparatus has been damaged in any way, such as power-supply cord or plug is damaged, liquid has been spilled or objects have fallen into the apparatus, the apparatus has been exposed to rain or moisture, does not operate normally, or has been dropped.
- This equipment does not contain a fuse or any other user-replaceable parts.
- A compliance marking label is provided on bottom of the unit.

#### United States Class B Manual Statement

NOTE: This equipment has been tested and found to comply with the limits for a Class B digital device pursuant to Part 15 of the FCC Rules. These limits are designed to provide reasonable protection against harmful interference in a residential installation. This equipment generates, uses, and can radiate radio frequency energy and, if not installed and used in accordance with the instructions, may cause harmful interference to radio communications. However, there is no guarantee that interference will not occur in a particular installation. If this equipment does cause harmful interference to radio or television reception, which can be determined by turning the equipment off and on, the user is encouraged to try and correct the interference by one or more of the following measures:

- Reorient or relocate the receiving antenna.
- Increase the separation between the equipment and the receiver.
- Connect the equipment into an outlet on a circuit different from that to which the receiver is connected.
- Consult the dealer or an experienced radio/TV technician for help.

#### Japanese Class B Manual Statement

この装置は、クラス B 機器です。この装置は、住宅環境で使用することを目的としています  
が、この装置がラジオやテレビジョン受信機に近接して使用されると、受信障害を引き起こすことがあります。取扱説明書に従って正しい取り扱いをして下さい。VCCI-B

(This is Class B equipment. Although this equipment is intended for use in residential environment, it could cause poor reception if used near a radio television receiver. Please follow instructions in the instruction manual.)

License exempt. This device complies with Industry Canada license-exempt RSS standard(s). Operation is subject to the following two conditions: (1) this device may not cause interference, and (2) this device must accept any interference, including interference that may cause undesired operation of the device.

Le présent appareil est conforme aux CNR d'Industrie Canada applicables aux appareils radio exempts de licence. L'exploitation est autorisée aux deux conditions suivantes : (1) l'appareil ne doit pas produire de brouillage, et (2) l'utilisateur de l'appareil doit accepter tout brouillage radioélectrique subi, même si le brouillage est susceptible d'en compromettre le fonctionnement.

#### Taiwan NCC Warning Statement

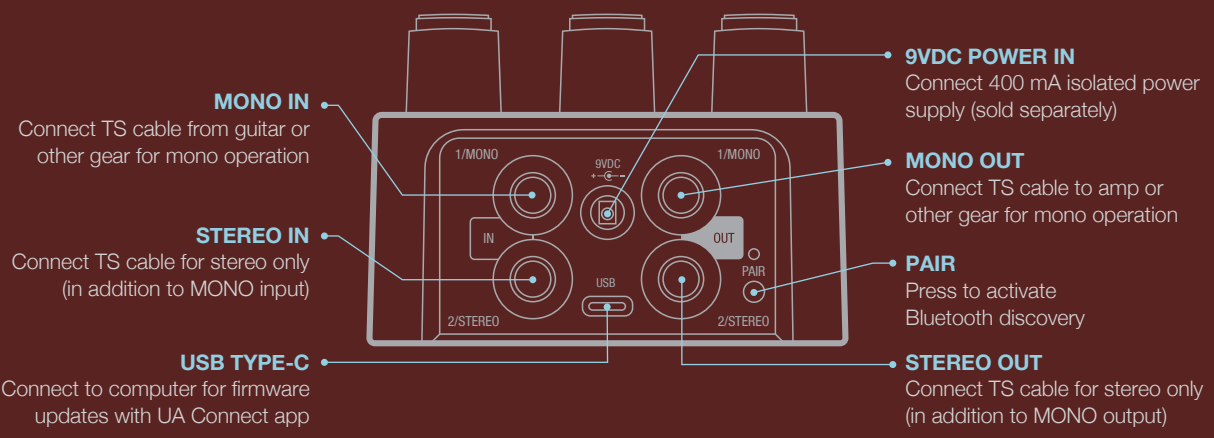
本公司產品取得NCC 低功率射頻器材審驗證明依據「低功率射頻器材技術規範」之新警語如下：「取得審驗證明之低功率射頻器材，非經核准，公司、商號或使用者均不得擅自變更頻率、加大功率或變更原設計之特性及功能。低功率射頻器材之使用不得影響飛航安全及干擾合法通信；經發現有干擾現象時，應立即停用，並改善至無干擾時方得繼續使用。」

The company's products have obtained the NCC low-power radio frequency equipment verification certificate according to the new warnings of "Low-power radio frequency equipment technical specifications" as follows: "The low-power radio frequency equipment that has obtained the verification certificate shall not be changed by the company, firm or user without approval. Frequency, increase power, or change the features and functions of the original design. The use of low-power radio frequency equipment shall not affect flight safety and interfere with legal communications; continue to use."



Used electrical and electronic equipment should not be mixed with general household waste. Please dispose in accordance with local regulations.

- IEC 62368-1
- FCC ID: 2AXKQ2029
- IC ID: 26610-2029



**Power Supply** Isolated 9VDC, center-negative, 400 mA minimum, 2.1x5.5 mm barrel connector (sold separately)

**Get More** Find more features, firmware updates, and complete docs at [uaudio.com/uafx/start](https://uaudio.com/uafx/start)







Caution: To help maintain the safety of your product, the chosen power supply must be a certified power supply complying with Limited Power Source (LPS) requirements with the following characteristics and electrical ratings: Isolated 9VDC, center-negative, 400 mA minimum, 2.1x5.5 mm barrel connector. Additional details at [help.uaudio.com](http://help.uaudio.com).



Before using this unit, be sure to carefully read the applicable items of these operating instructions and the safety suggestions. Afterwards, keep them handy for future reference. Take special care to follow the warnings indicated on the unit, as well as in the operating instructions.

- Read the instructions.
- Keep these instructions.
- Heed all warnings.
- Follow all instructions.
- Do not use this apparatus near water.
- Clean only with dry cloth.
- Do not block any ventilation openings. Install in accordance with the manufacturer's instructions.
- Do not install near any heat source such as radiators, heat registers, stoves, or other apparatus (including amplifiers) that produce heat.
- Do not defeat the safety purpose of the polarized or grounding-type plug. A polarized plug has two blades with one wider than the other.
- Protect the power cord from being walked on or pinched particularly at plugs, convenience receptacles, and the point where they exit from the apparatus.
- Only use with attachments/accessories specified by the manufacturer.
- Refer all servicing to qualified service personnel. Servicing is required when the apparatus has been damaged in any way, such as power-supply cord or plug is damaged, liquid has been spilled or objects have fallen into the apparatus, the apparatus has been exposed to rain or moisture, does not operate normally, or has been dropped.
- This equipment does not contain a fuse or any other user-replaceable parts.
- A compliance marking label is provided on bottom of the unit.

#### United States Class B Manual Statement

NOTE: This equipment has been tested and found to comply with the limits for a Class B digital device pursuant to Part 15 of the FCC Rules. These limits are designed to provide reasonable protection against harmful interference in a residential installation. This equipment generates, uses, and can radiate radio frequency energy and, if not installed and used in accordance with the instructions, may cause harmful interference to radio communications. However, there is no guarantee that interference will not occur in a particular installation. If this equipment does cause harmful interference to radio or television reception, which can be determined by turning the equipment off and on, the user is encouraged to try and correct the interference by one or more of the following measures:

- Reorient or relocate the receiving antenna.
- Increase the separation between the equipment and the receiver.
- Connect the equipment into an outlet on a circuit different from that to which the receiver is connected.
- Consult the dealer or an experienced radio/TV technician for help.

#### Japanese Class B Manual Statement

この装置は、クラスB 機器です。この装置は、住宅環境で使用することを目的としています  
が、この装置がラジオやテレビジョン受信機に近接して使用されると、受信障害を引き起こす  
ことがあります。取扱説明書に従って正しい取り扱いをして下さい。VCCI-B

(This is Class B equipment. Although this equipment is intended for use in residential environment, it could cause poor reception if used near a radio television receiver. Please follow instructions in the instruction manual.)

License exempt. This device complies with Industry Canada license-exempt RSS standard(s). Operation is subject to the following two conditions: (1) this device may not cause interference, and (2) this device must accept any interference, including interference that may cause undesired operation of the device.

Le présent appareil est conforme aux CNR d'Industrie Canada applicables aux appareils radio exempts de licence. L'exploitation est autorisée aux deux conditions suivantes : (1) l'appareil ne doit pas produire de brouillage, et (2) l'utilisateur de l'appareil doit accepter tout brouillage radioélectrique subi, même si le brouillage est susceptible d'en compromettre le fonctionnement.

#### Taiwan NCC Warning Statement

本公司產品取得NCC 低功率射頻器材審驗證明依據「低功率射頻器材技術規範」之新警語如下：「取得審驗證明之低功率射頻器材，非經核准，公司、商號或使用者均不得擅自變更頻率、加大功率或變更原設計之特性及功能。低功率射頻器材之使用不得影響飛航安全及干擾合法通信；經發現有干擾現象時，應立即停用，並改善至無干擾時方得繼續使用。」

The company's products have obtained the NCC low-power radio frequency equipment verification certificate according to the new warnings of "Low-power radio frequency equipment technical specifications" as follows: "The low-power radio frequency equipment that has obtained the verification certificate shall not be changed by the company, firm or user without approval. Frequency, increase power, or change the features and functions of the original design. The use of low-power radio frequency equipment shall not affect flight safety and interfere with legal communications; continue to use.



Used electrical and electronic equipment should not be mixed with general household waste. Please dispose in accordance with local regulations.

- IEC 62368-1
- FCC ID: 2AXKQ2029
- IC ID: 26610-2029