

Welcome Guide

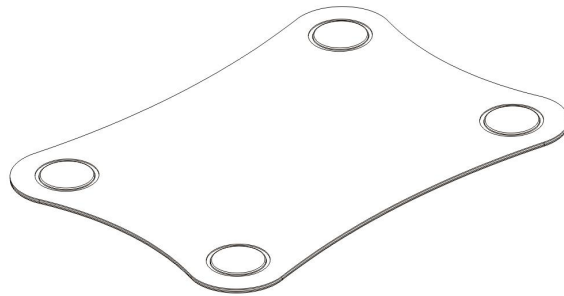
Zero Wireless Qi Pad



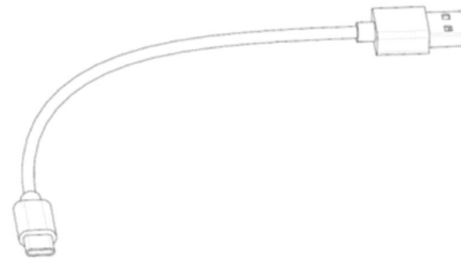
What's in the box



Zero Wireless Qi Pad



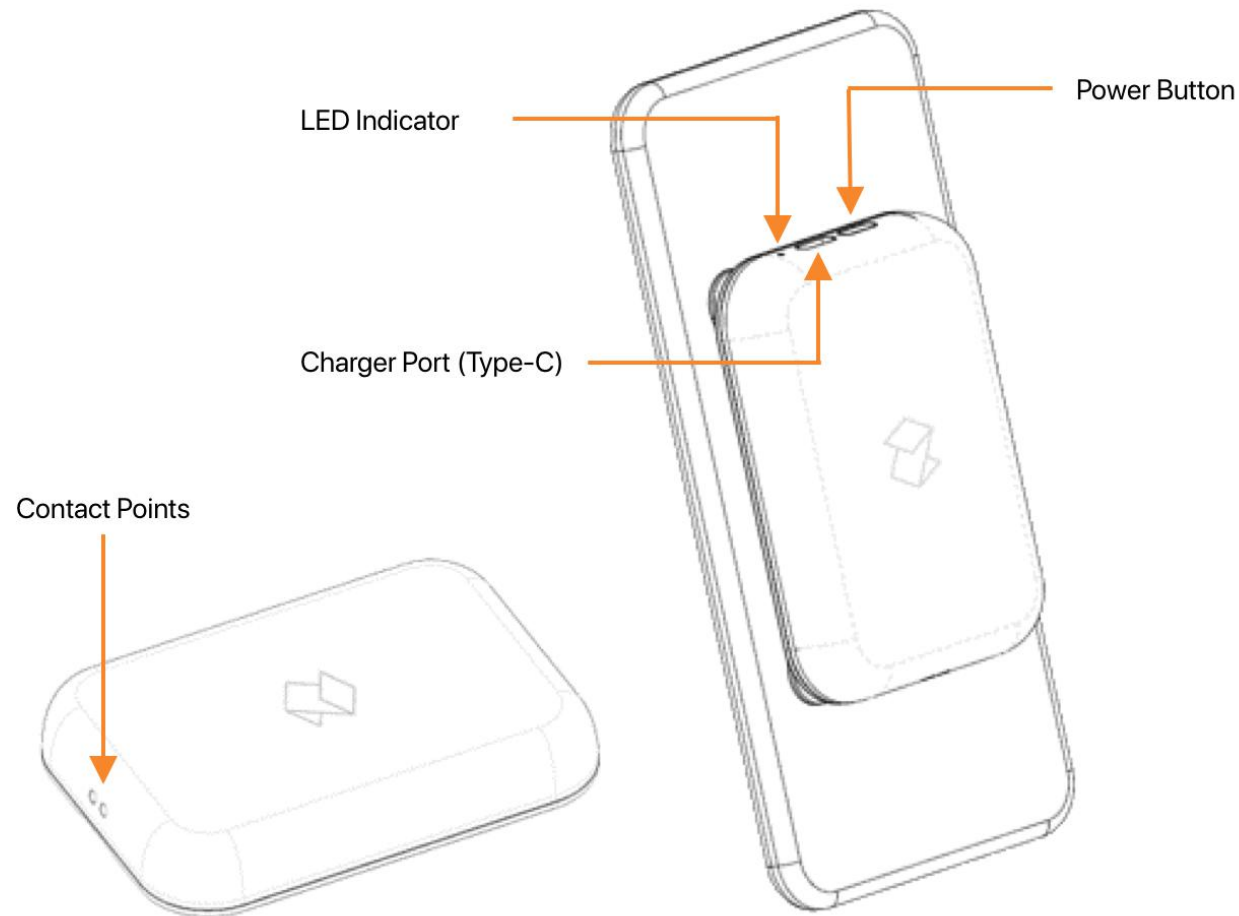
Nano Sticker



USB Type-C

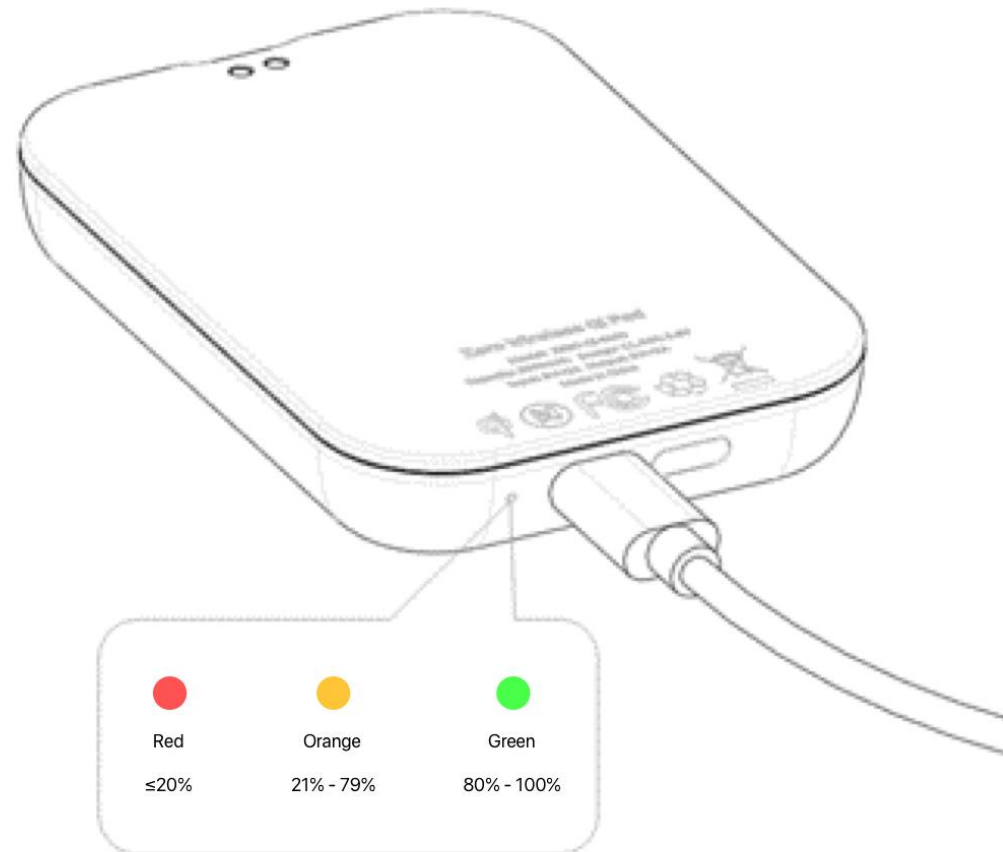
Parts of the Wireless Qi Pad

The contact points are used to charge the Wireless Qi Pad via Zero's Travel Cube or Home Dock. If you don't another Zero device, charge the Qi Pad via the USB Type-C port.



Charge your Zero Wireless Qi Pad

When your Zero Wireless Qi Pad is fully charged, the LED indicator will turn green.

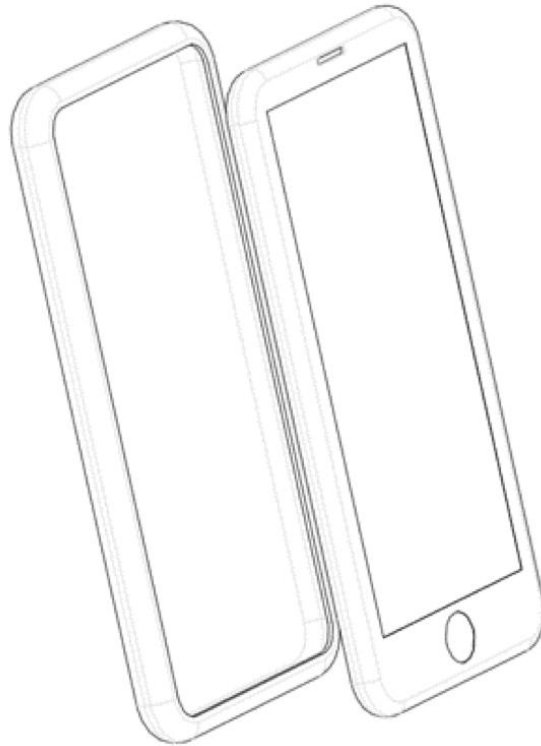


Before using your Zero Wireless Qi Pad

1. Make sure your device is Qi compatible.

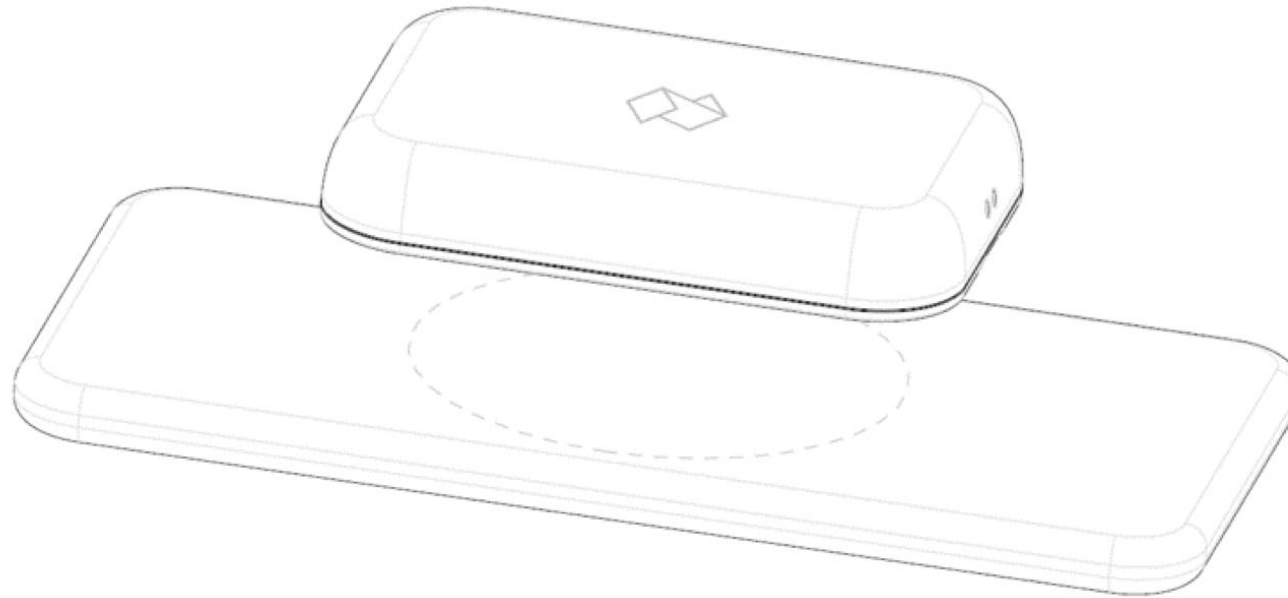
- iPhone models: 8, 8 Plus, X, XS, XS Max, XR, 11, 11 Pro, 11 Pro Max
- Android models: All wireless enabled Qi devices

2. Remove your phone case.



3. Clean the back of your phone.

4. Before you apply the nano sticker on the back of your phone, turn on the Wireless Qi Pad and use it to find your phone's charging spot.



5. If you want to use a phone case, make sure your phone case is compatible

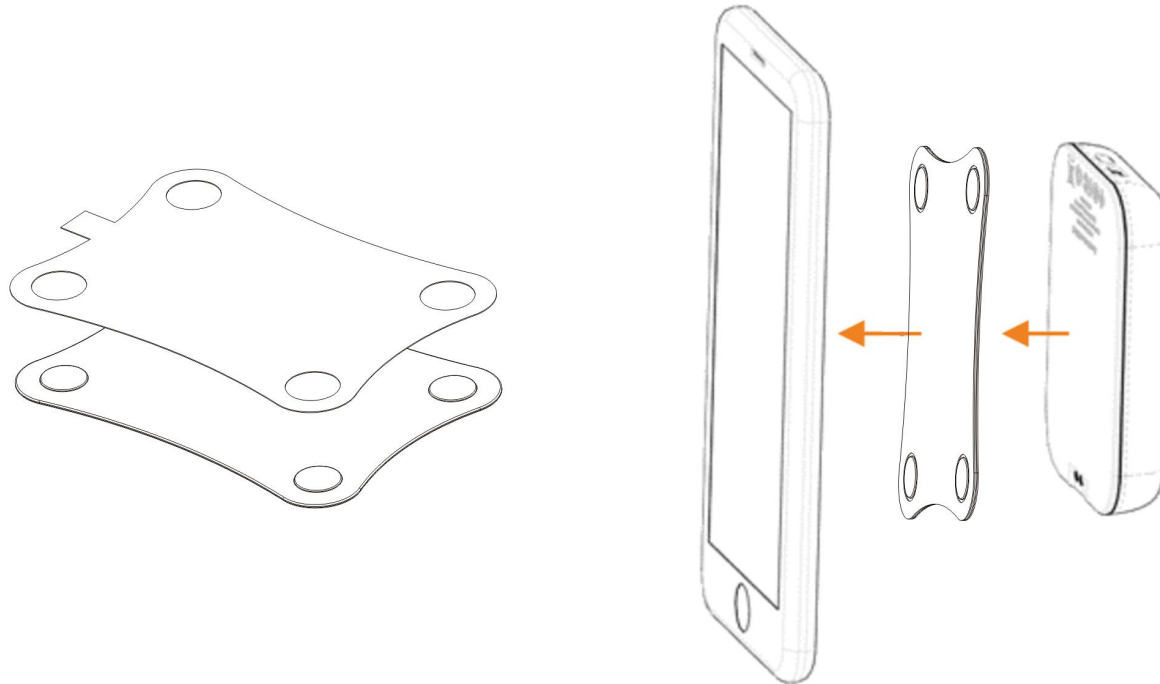
- Using an ultra thick protective phone case, case with magnetic/iron plate or "wallet" style cases that holds credit cards are not compatible.
- The Wireless Qi Pad supports charging through phone cases up to 3mm thick.



How to use the Wireless Qi Pad without a phone case

Peel the film off the back of the nano sticker and apply on top of the charging spot on the back of your phone.

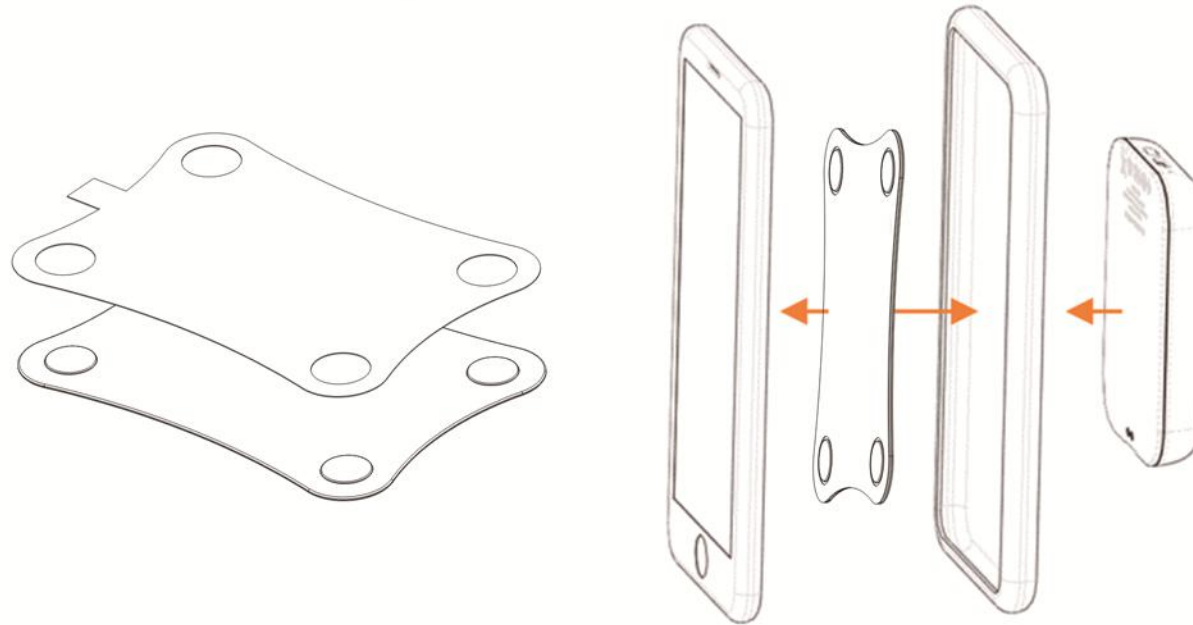
After the Qi Pad magnetically attaches to your phone, press the power button to start charging.



How to use the Wireless Qi Pad with a phone case




Peel the film off the back of the nano sticker and apply on top of the charging spot on the back of your phone then put your phone case back on.

Attach the Qi Pad to the back of your phone and press the power button to start charging.



Specifications

Model No.	ZERO-QI-3000
Capacity	3000 mAh
Input	5 V / 2 A
Output	5 V / 2 A & 5W (Qi)
Size	85 x 60 x 13.5 mm / 3.3 x 2.4 x 0.5 in
Weight	102 g / 3.5 oz

-  To preserve the lifespan of your Wireless Qi Pad, recharge at least once every 3 months
-  Store in a dry, cool place and do not expose the Wireless Qi Pad to liquids
-  Do not attempt to disassemble or modify the unit

Warranty Information

The company hereby warrants to the original retail purchaser of this product that should this product or any part thereof, under normal use and conditions, be proven defective in material or workmanship within one year parts and 90 days labor from the date of the original purchase, such as defect(s) will be repaired with reconditioned product (at the company's option) for parts and repair labor. This limited warranty is the purchaser's exclusive remedy for any such defect(s).

To obtain repairs or replacement within the terms of this warranty,

Please visit **www.myzerocharge.com**

or

Contact us **1-877-515-1544**

Open **Mon-Fri 8am - 5pm**

Zero International Limited

20955 Pathfinder Road. #100

Diamond Bar, CA 91765

Proof of warranty coverage (i.e. - dated bill of sale) is required.

This warranty does not apply to any product or part thereof which, in the opinion of the Company, has suffered or been damaged through alteration, improper installation, mishandling, misuse, neglect, accident or by removal or defacement of the factory serial number/bar code label(s).

The opinion of the Company with respect to this matter shall be final. THE EXTENT OF THE COMPANY'S LIABILITY UNDER THIS WARRANTY IS LIMITED TO THE REPAIR OR REPLACEMENT PROVIDED ABOVE AND, IN NO EVENT, SHALL THE COMPANY'S LIABILITY EXCEED THE PURCHASE PRICE PAID BY PURCHASER FOR THE PRODUCT. THIS WARRANTY IS IN LIEU OF ALL OTHER EXPRESS WARRANTIES OR LIABILITIES. ANY IMPLIED WARRANTIES, INCLUDING ANY IMPLIED WARRANTY OF MERCHANTABILITY, SHALL BE LIMITED TO THE DURATION OF THIS WRITTEN WARRANTY. ANY ACTION FOR BREACH OF ANY WARRANTY HEREUNDER, INCLUDING ANY IMPLIED WARRANTY OF MERCHANTABILITY, MUST BE BOUGHT WITHIN A PERIOD OF 12 MONTHS FROM THE DATE OF ORIGINAL PURCHASE. IN NO CASE SHALL THE COMPANY BE LIABLE FOR ANY CONSEQUENTIAL OR INCIDENTAL DAMAGES FOR BREACH OF THIS OR ANY OTHER WARRANTY EXPRESS OR IMPLIED WHATSOEVER.

No person or representative is authorized to assume for the Company any liability other than expressed herein connection with the sale of this product. Some jurisdictions do not allow limitations on how long an implied warranty lasts or the exclusion or limitation of incidental or consequential damages so the above limitations or exclusions may not apply to you. This warranty gives you specific legal rights and you may also have other rights, which vary from jurisdiction to jurisdiction.

FCC Statement

This device complies with part 15 and part 18 of the FCC Rules. Operation is Subject To the following two conditions: (1) This device may not cause harmful interference, and (2) this device must accept any interference received, including interference that may cause undesired operation. Changes or modifications not explicitly approved by the party responsible for compliance could void the user's authority to operate this equipment.

Note: this equipment has been tested and found to comply with the limits for a Class B digital device, pursuant to part 15 and part 18 of the FCC Rules. These limits are designed to provide reasonable protection against harmful interference in a residential installation.

This equipment generates, uses and can radiate radio frequency energy and, if not installed and used in accordance with the instructions, may cause harmful interference to radio communications. However, there is no guarantee that interference will not occur in a particular installation. If this equipment does cause harmful interference to radio or television reception, which can be determined by turning the equipment off and on, the user is encouraged to try to correct the interference by one or more of the following measures:

- Reorient or relocate the receiving antenna.
- Increase the separation between the equipment and receiver.
- Connect the equipment into an outlet on a circuit different from that to which the receiver is connected.
- Consult the dealer or an experienced radio/TV technician for help. The equipment complies with FCC radiation exposure limits set forth for an uncontrolled environment. During the operation of device a distance of 15 cm surrounding the device and 20 cm above the top surface of the device must be respected. This device complies with Part 18 of the FCC Rules. This equipment generates uses and can radiate radio frequency energy and, if not installed and used in accordance with the instructions, may cause harmful interference to radio communications. If this equipment does cause harmful interference to radio or television reception, which can be determined by turning the equipment off and on, the user is encouraged to try to correct the interference by one or more of the following measures:

- Increase the separation between the equipment and any other radio device.
- Connect the equipment into an outlet on a circuit different from that to which the receiver is connected.

Customer Service



12-month limited warranty



Lifetime technical support



support@myzerocharge.com



1-877-515-1544
Mon-Fri 9:00 am - 5:00 pm PST



www.myzerocharge.com