


Remote Control User Manual


1. RESET MODE


1. Power on automatically reset.


2. Press  to reset.


2. RAISE and LOWER MODE


1. Press  to raise the head of the massage bed.

2. Press  to lower the head of the massage bed.


3. Press  to raise the legs of the massage bed.


4. Press  to lower the legs of the massage bed.


5. Press  to raise the head and legs of the massage bed.

6. Press  to lower the head and legs of the massage bed.




3. STORAGE MEMORY FUNCTION

1. Long press  for three seconds to record the first position of the head and foot of the massage table. When you press this button next time, the massage bed will return to the first recorded position.


2. Long press  for three seconds to record the second position of the head and foot of the massage table. When you press this button next time, the massage bed will return to the second recorded position.

3. Long press  for three seconds to record the third position of the head and foot of the massage table. When you press this button next time, the massage bed will return to the third recorded position.

4. MASSAGE MODE

1. Press  to start head massage.
2. Press  to start legs massage.
3. Press  to adjust the massage speed.

5. LIGHTING MODE

1. Press  to turn on the lighting.

This device complies with part 15 of the FCC Rules. Operation is subject to the following two conditions: (1) This device may not cause harmful interference, and (2) this device must accept any interference received, including interference that may cause undesired operation.

FCC warning:

Any Changes or modifications not expressly approved by the party responsible for compliance could void the user's authority to operate the equipment.

Note: This equipment has been tested and found to comply with the limits for a Class B digital device, pursuant to part 15 of the FCC Rules. These limits are designed to provide reasonable protection against harmful interference in a residential installation. This equipment generates uses and can radiate radio frequency energy and, if not installed and used in accordance with the instructions, may cause harmful interference to radio communications. However, there is no guarantee that interference will not occur in a particular installation. If this equipment does cause harmful interference to

radio or television reception, which can be determined by turning the equipment off and on, the user is encouraged to try to correct the interference by one or more of the following measures:

- Reorient or relocate the receiving antenna.
- Increase the separation between the equipment and receiver.
- Connect the equipment into an outlet on a circuit different from that to which the receiver is connected.
- Consult the dealer or an experienced radio/TV technician for help.

The device has been evaluated to meet general RF exposure requirement. The device can be used in portable exposure condition without restriction.