

---

# FCC Part 95 Rules

## Test Report

---

Report No.:AGC04983200902FE10

**FCC ID** : 2AXDPG95

**PRODUCT DESIGNATION** : Mobile Radio

**BRAND NAME** : TheCOM

**MODEL NAME** : COM-G95

**APPLICANT** : Stingray UTV LLC

**DATE OF ISSUE** : Sep. 29, 2020

**STANDARD(S)** : FCC Part 95 Rules

**REPORT VERSION** : V 1.0

**Attestation of Global Compliance (Shenzhen) Co., Ltd**



Any report having not been signed by authorized approver, or having been altered without authorization, or having not been stamped by the "Dedicated Testing/Inspection Stamp" is deemed to be invalid. Copying or excerpting portion of, or altering the content of the report is not permitted without the written authorization of AGC. The test results presented in the report apply only to the tested sample. Any objections to report issued by AGC should be submitted to AGC within 15days after the issuance of the test report. Further enquiry of validity or verification of the test report should be addressed to AGC by agc@agc-cert.com.

Attestation of Global Compliance(Shenzhen)Co., Ltd  
Attestation of Global Compliance(Shenzhen)Std & Tech Co., Ltd  
Tel: +86-755 2523 4088 E-mail: agc@agc-cert.com Web: <http://cn.agc-cert.com/>



### Report Revise Record

Report Version	Revise Time	Issued Date	Valid Version	Notes
V1.0	/	Sep. 29, 2020	Valid	Initial release

Any report having not been signed by authorized approver, or having been altered without authorization, or having not been stamped by the "Dedicated Testing/Inspection Stamp" is deemed to be invalid. Copying or excerpting portion of, or altering the content of the report is not permitted without the written authorization of AGC. The test results presented in the report apply only to the tested sample. Any objections to report issued by AGC should be submitted to AGC within 15days after the issuance of the test report. Further enquiry of validity or verification of the test report should be addressed to AGC by agc@agc-cert.com.

Attestation of Global Compliance(Shenzhen)Co., Ltd  
Attestation of Global Compliance(Shenzhen)Std & Tech Co., Ltd  
Tel: +86-755 2523 4088 E-mail: agc@agc-cert.com Web: <http://cn.agc-cert.com/>



# VERIFICATION OF COMPLIANCE

Applicant	Stingray UTV LLC
Address	18092 Lantana Ave Nampa, Idaho 83687 United States Of America
manufacturer	QYT ELECTRONICS CO., LTD
Address	NO.166 Gaoyang, Houtian, Fengzhou, Nan'an, Quanzhou, Fujian, China
Factory	QYT ELECTRONICS CO., LTD
Address	NO.166 Gaoyang, Houtian, Fengzhou, Nan'an, Quanzhou, Fujian, China
Product Designation:	Mobile Radio
Brand Name:	TheCOM
Test Model	COM-G95
Deviation	No any deviation from the test method
Condition of Test Sample	Normal
Date of Test:	Sep. 04, 2020~Sep. 29, 2020
Test Result	PASS
Report Template	AGCRT-US-PTT/RF

## WE HEREBY CERTIFY THAT:

The above equipment was tested by Attestation of Global Compliance (Shenzhen) Co., Ltd. The data evaluation, test procedures, and equipment configurations shown in this report were made in accordance with the procedures given in TIA/EIA 603-E. The sample tested as described in this report is in compliance with the FCC Rules Part 95 requirements. The test results of this report relate only to the tested sample identified in this report.

Prepared By



Donjon Huang  
(Project Engineer)

Sep. 29, 2020

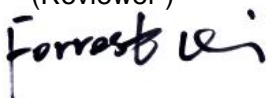
Reviewed By



Max Zhang  
(Reviewer)

Sep. 29, 2020

Approved By



Forrest Lei  
Authorized Officer

Sep. 29, 2020

Any report having not been signed by authorized approver, or having been altered without authorization, or having not been stamped by the "Dedicated Testing/Inspection Stamp" is deemed to be invalid. Copying or excerpting portion of, or altering the content of the report is not permitted without the written authorization of AGC. The test results presented in the report apply only to the tested sample. Any objections to report issued by AGC should be submitted to AGC within 15days after the issuance of the test report. Further enquiry of validity or verification of the test report should be addressed to AGC by agc@agc-cert.com.



## TABLE OF CONTENTS

<b>1. GENERAL INFORMATION.....</b>	<b>6</b>
1.1 PRODUCT DESCRIPTION.....	6
1.2 RELATED SUBMITTAL(S) / GRANT (S).....	8
1.3 TEST METHODOLOGY.....	8
1.4 TEST FACILITY .....	8
1.5 SPECIAL ACCESSORIES .....	8
1.6 EQUIPMENT MODIFICATIONS .....	8
<b>2. SYSTEM TEST CONFIGURATION .....</b>	<b>9</b>
2.1 EUT CONFIGURATION.....	9
2.2 EUT EXERCISE .....	9
2.3 CONFIGURATION OF TESTED SYSTEM .....	9
2.4 MEASUREMENT UNCERTAINTY .....	10
<b>3. SUMMARY OF TEST RESULTS .....</b>	<b>11</b>
<b>4. DESCRIPTION OF TEST MODES.....</b>	<b>13</b>
<b>5. FREQUENCY TOLERANCE.....</b>	<b>14</b>
5.1 PROVISIONS APPLICABLE.....	14
5.2 MEASUREMENT PROCEDURE .....	14
5.3 TEST SETUP BLOCK DIAGRAM .....	15
5.4TEST RESULT.....	16
<b>6. EMISSION BANDWIDTH.....</b>	<b>18</b>
6.1 PROVISIONS APPLICABLE.....	18
6.2 MEASUREMENT PROCEDURE .....	18
6.3 TEST SETUP BLOCK DIAGRAM .....	19
6.4 MEASUREMENT RESULT .....	22
<b>7. UNWANTED RADIATION.....</b>	<b>26</b>
7.1 PROVISIONS APPLICABLE.....	26
7.2 MEASUREMENT PROCEDURE .....	26
7.3 TEST SETUP BLOCK DIAGRAM .....	28
7.4 MEASUREMENT RESULTS:.....	30
7.5 EMISSION MASK PLOT .....	38
<b>8. AUDIO LOW PASS FILTER RESPONSE.....</b>	<b>42</b>
8.1.PROVISIONS APPLICABLE .....	42
8.2.TEST PROCEDURE .....	42
8.3 TEST CONFIGURATION .....	42

Any report having not been signed by authorized approver, or having been altered without authorization, or having not been stamped by the "Dedicated Testing/Inspection Stamp" is deemed to be invalid. Copying or excerpting portion of, or altering the content of the report is not permitted without the written authorization of AGC. The test results presented in the report apply only to the tested sample. Any objections to report issued by AGC should be submitted to AGC within 15days after the issuance of the test report. Further enquiry of validity or verification of the test report should be addressed to AGC by agc@agc-cert.com.

Attestation of Global Compliance(Shenzhen)Co., Ltd

Attestation of Global Compliance(Shenzhen)Std & Tech Co., Ltd

Tel: +86-755 2523 4088 E-mail: agc@agc-cert.com Web: http://cn.agc-cert.com/





8.4 TEST RESULT .....	43
<b>9. MAXIMUM TRANSMITTER POWER .....</b>	<b>44</b>
9.1 PROVISIONS APPLICABLE .....	44
9.2 TEST PROCEDURE .....	45
9.3 TEST CONFIGURATION .....	46
9.4 TEST RESULT .....	48
<b>10.SPURIOUS EMISSION ON ANTENNA PORT .....</b>	<b>49</b>
10.1 PROVISIONS APPLICABLE .....	49
10.2 TEST PROCEDURE .....	49
10.3 TEST CONFIGURATION .....	49
10.4 TEST RESULT .....	50
<b>11. MODULATION CHARACTERISTICS .....</b>	<b>54</b>
11.1 PROVISIONS APPLICABLE .....	54
11.2 MEASUREMENT METHOD .....	54
11.3 MEASUREMENT RESULT .....	55
<b>APPENDIX I: PHOTOGRAPHS OF SETUP .....</b>	<b>58</b>

Any report having not been signed by authorized approver, or having been altered without authorization, or having not been stamped by the "Dedicated Testing/Inspection Stamp" is deemed to be invalid. Copying or excerpting portion of, or altering the content of the report is not permitted without the written authorization of AGC. The test results presented in the report apply only to the tested sample. Any objections to report issued by AGC should be submitted to AGC within 15days after the issuance of the test report. Further enquiry of validity or verification of the test report should be addressed to AGC by agc@agc-cert.com.

Attestation of Global Compliance(Shenzhen)Co., Ltd  
Attestation of Global Compliance(Shenzhen)Std & Tech Co., Ltd  
Tel: +86-755 2523 4088 E-mail: agc@agc-cert.com Web: http://cn.agc-cert.com/



## 1. GENERAL INFORMATION

### 1.1 PRODUCT DESCRIPTION

The EUT is a **Mobile Radio** designed for voice communication. It is designed by way of utilizing the FM modulation achieves the system operating.

A major technical description of EUT is described as following:

Product Designation	Mobile Radio
Test Model	COM-G95
Hardware Version	V1.0
Software Version	V1.0
Modulation	FM
Channel Separation	12.5KHz
Emission Type	F3E
Emission Bandwidth	10.51KHz
Maximum Transmitter Power	42.85dBm
Rated Output power	7W/20W (It was fixed by the manufacturer, any individual can't arbitrarily change it.)
Antenna Designation	Detachable
Antenna Type	External Antenna
Antenna Gain	0dBi
Power Supply	DC 13.8V
Limiting Voltage	DC 11.73V~ 15.87V
Operation Frequency Range and Channel	GMRS: 462.5500MHz -462.7250MHz(7W/20W) 467.5500MHz -467.7250MHz(7W/20W) Test Channel : 19 and 27 channel
Frequency Tolerance	1.091ppm

Any report having not been signed by authorized approver, or having been altered without authorization, or having not been stamped by the "Dedicated Testing/Inspection Stamp" is deemed to be invalid. Copying or excerpting portion of, or altering the content of the report is not permitted without the written authorization of AGC. The test results presented in the report apply only to the tested sample. Any objections to report issued by AGC should be submitted to AGC within 15days after the issuance of the test report. Further enquiry of validity or verification of the test report should be addressed to AGC by agc@agc-cert.com.

Attestation of Global Compliance(Shenzhen)Co., Ltd  
Attestation of Global Compliance(Shenzhen)Std & Tech Co., Ltd  
Tel: +86-755 2523 4088 E-mail: agc@agc-cert.com Web: http://cn.agc-cert.com/



**Channel List:**

CH. No	CH. Freq	Power	CH. No	CH. Freq	Power
1	--	--	16	462.5750	7W/20W
2	--		17	462.6000	
3	--		18	462.6250	
4	--		19	462.6500	
5	--		20	462.6750	
6	--		21	462.7000	
7	--		22	462.7250	
8	--	--	23	467.5500	7W/20W
9	--		24	467.5750	
10	--		25	467.6000	
11	--		26	467.6250	
12	--		27	467.6500	
13	--		28	467.6750	
14	--		29	467.7000	
15	462.5500	7W/20W	30	467.7250	

Any report having not been signed by authorized approver, or having been altered without authorization, or having not been stamped by the "Dedicated Testing/Inspection Stamp" is deemed to be invalid. Copying or excerpting portion of, or altering the content of the report is not permitted without the written authorization of AGC. The test results presented in the report apply only to the tested sample. Any objections to report issued by AGC should be submitted to AGC within 15days after the issuance of the test report. Further enquiry of validity or verification of the test report should be addressed to AGC by agc@agc-cert.com.



## 1.2 RELATED SUBMITTAL(S) / GRANT (S)

This submittal(s) (test report) is intended for FCC ID: **2AXDPG95**, filing to comply with the FCC Part 95 requirements.

## 1.3 TEST METHODOLOGY.

The radiated emission testing was performed according to the procedures of TIA/EIA 603.

## 1.4 TEST FACILITY

Test Site	Attestation of Global Compliance (Shenzhen) Co., Ltd
Location	1-2/F, Building 19, Junfeng Industrial Park, Chongqing Road, Heping Community, Fuhai Street, Bao'an District, Shenzhen, Guangdong, China
Designation Number	CN1259
FCC Test Firm Registration Number	975832
A2LA Cert. No.	5054.02
Description	Attestation of Global Compliance(Shenzhen) Co., Ltd is accredited by A2LA

## 1.5 SPECIAL ACCESSORIES

Not available for this EUT intended for grant.

## 1.6 EQUIPMENT MODIFICATIONS

Not available for this EUT intended for grant.

Any report having not been signed by authorized approver, or having been altered without authorization, or having not been stamped by the "Dedicated Testing/Inspection Stamp" is deemed to be invalid. Copying or excerpting portion of, or altering the content of the report is not permitted without the written authorization of AGC. The test results presented in the report apply only to the tested sample. Any objections to report issued by AGC should be submitted to AGC within 15 days after the issuance of the test report. Further enquiry of validity or verification of the test report should be addressed to AGC by [agc@agc-cert.com](mailto:agc@agc-cert.com).

Attestation of Global Compliance(Shenzhen)Co., Ltd  
Attestation of Global Compliance(Shenzhen)Std & Tech Co., Ltd  
Tel: +86-755 2523 4088 E-mail: [agc@agc-cert.com](mailto:agc@agc-cert.com) Web: <http://cn.agc-cert.com/>





## 2. SYSTEM TEST CONFIGURATION

### 2.1 EUT CONFIGURATION

The EUT configuration for testing is installed on RF field strength measurement to meet the Commission's requirement and operating in a manner which intends to maximize its emission characteristics in a continuous normal application.

### 2.2 EUT EXERCISE

The Transmitter was operated in the normal operating mode. The TX frequency was fixed which was for the purpose of the measurements.

### 2.3 CONFIGURATION OF TESTED SYSTEM

Fig. 2-1 Configuration of Tested System

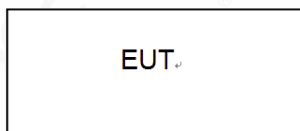


Table 2-1 Equipment Used in Tested System

Item	Equipment	Model No.	Identifier	Note
1	Mobile Radio	COM-G95	FCC ID: 2AXDPG95	EUT
2	Hand microphone	N/A	N/A	AE

Any report having not been signed by authorized approver, or having been altered without authorization, or having not been stamped by the "Dedicated Testing/Inspection Stamp" is deemed to be invalid. Copying or excerpting portion of, or altering the content of the report is not permitted without the written authorization of AGC. The test results presented in the report apply only to the tested sample. Any objections to report issued by AGC should be submitted to AGC within 15days after the issuance of the test report. Further enquiry of validity or verification of the test report should be addressed to AGC by agc@agc-cert.com.

Attestation of Global Compliance(Shenzhen)Co., Ltd  
Attestation of Global Compliance(Shenzhen)Std & Tech Co., Ltd  
Tel: +86-755 2523 4088 E-mail: agc@agc-cert.com Web: <http://cn.agc-cert.com/>



## 2.4 MEASUREMENT UNCERTAINTY

The reported uncertainty of measurement  $y \pm U$ , where expanded uncertainty  $U$  is based on a standard uncertainty multiplied by a coverage factor of  $k=2$ , providing a level of confidence of approximately 95%.

- Uncertainty of Conducted Emission,  $U_c = \pm 3.2$  dB
- Uncertainty of Radiated Emission below 1GHz,  $U_c = \pm 3.9$  dB
- Uncertainty of Radiated Emission above 1GHz,  $U_c = \pm 4.8$  dB
- Uncertainty of total RF power, conducted,  $U_c = \pm 0.8$  dB
- Uncertainty of spurious emissions, conducted,  $U_c = \pm 2.7$  dB
- Uncertainty of Occupied Channel Bandwidth:  $U_c = \pm 2$  %
- Uncertainty of Frequency:  $U_c = \pm 2$  %
- Uncertainty of FM deviation:  $U_c = \pm 2$  %
- Uncertainty of Audio Level:  $U_c = \pm 0.98$  dB
- Uncertainty of Modulation Limiting:  $U_c = 0.42$  %
- Uncertainty of Transient Frequency Behavior:  $U_c = 6.8$  %

Any report having not been signed by authorized approver, or having been altered without authorization, or having not been stamped by the "Dedicated Testing/Inspection Stamp" is deemed to be invalid. Copying or excerpting portion of, or altering the content of the report is not permitted without the written authorization of AGC. The test results presented in the report apply only to the tested sample. Any objections to report issued by AGC should be submitted to AGC within 15 days after the issuance of the test report. Further enquiry of validity or verification of the test report should be addressed to AGC by [agc@agc-cert.com](mailto:agc@agc-cert.com).

Attestation of Global Compliance(Shenzhen)Co., Ltd  
Attestation of Global Compliance(Shenzhen)Std & Tech Co., Ltd  
Tel: +86-755 2523 4088 E-mail: [agc@agc-cert.com](mailto:agc@agc-cert.com) Web: <http://cn.agc-cert.com/>



### 3. SUMMARY OF TEST RESULTS

FCC 47 CFR Part 95 Test Cases			
Test Item	Test Requirement	Test Method	Result
Maximum Transmitter Power	FCC CFR Part 95.1767 FCC 47 CFR Part 2.1046(a)	ANSI/TIA-603-E-2016	PASS
Modulation Limit	FCC CFR Part 95.1775 FCC 47 CFR Part 2.1047(a)(b)	ANSI/TIA-603-E-2016	PASS
Audio Frequency Response	FCC CFR Part 95.1775 FCC 47 CFR Part 2.1047(a)	ANSI/TIA-603-E-2016	PASS
Audio Low Pass Filter Response	FCC 47 CFR Part 95.1775(e)	ANSI/TIA-603-E-2016	PASS
Emission Bandwidth	FCC CFR Part 95.1773 FCC 47 CFR Part 2.1049	ANSI/TIA-603-E-2016	PASS
Emission Mask	FCC CFR Part 95.1779	ANSI/TIA-603-E-2016	PASS
Transmitter Radiated Spurious Emission	FCC CFR Part 95.1779 FCC 47 CFR Part 2.1053	ANSI/TIA-603-E-2016	PASS
Spurious Emission On Antenna Port	FCC CFR Part 95.1779 FCC 47 CFR Part 2.1051	ANSI/TIA-603-E-2016	PASS
Frequency Stability	FCC CFR Part 95.1765 FCC 47 CFR Part 2.1055 (a)(1)	ANSI/TIA-603-E-2016	PASS
<b>Note:</b> 1) N/A: In this whole report not application. 2) The EUT is External antenna			

Any report having not been signed by authorized approver, or having been altered without authorization, or having not been stamped by the "Dedicated Testing/Inspection Stamp" is deemed to be invalid. Copying or excerpting portion of, or altering the content of the report is not permitted without the written authorization of AGC. The test results presented in the report apply only to the tested sample. Any objections to report issued by AGC should be submitted to AGC within 15days after the issuance of the test report. Further enquiry of validity or verification of the test report should be addressed to AGC by agc@agc-cert.com.



# LIST OF EQUIPMENTS USED

Equipment	Manufacturer	Model	S/N	Cal. Date	Cal. Due
TEST RECEIVER	R&S	ESCI	10096	Jun. 09, 2020	Jun. 08, 2021
EXA Signal Analyzer	Aglient	N9020A	W1312-60196	Oct. 08, 2019	Oct. 07, 2020
Horn antenna	SCHWARZBECK	BBHA 9170	#768	Sep.18, 2018	Sep.17, 2020
preamplifier	ChengYi	EMC184045SE	980508	Sep. 23, 2019	Sep. 22, 2020
Double-Ridged Waveguide Horn	ETS LINDGREN	3117	00034609	May. 17, 2019	May. 16, 2021
Broadband Preamplifier	SCHWARZBECK	BBV 9718	9718-205	Jun. 09, 2020	Jun. 08, 2021
Double-Ridged Waveguide Horn	ETS	3117	00154520	Oct. 26, 2019	Oct. 25, 2021
SIGNAL GENERATOR	AGILENT	E4421B	MY43351603	Jun. 09, 2020	Jun. 08, 2021
ANTENNA	SCHWARZBECK	VULB9168	VULB9168-494	Jan. 09, 2019	Jan. 08, 2021
ANTENNA	SCHWARZBECK	VULB9168	D69250	Sep.26, 2018	Sep.25, 2020
ANTENNA	SCHWARZBECK	VULB9168	D69250	Sep.24, 2020	Sep.23, 2022
Modulation Domain Analyzer	HP	53310A	3121A02467	Oct. 30, 2019	Oct. 29, 2020
Small environmental tester	ESPEC	SH-242	--	Oct. 08, 2019	Oct. 07, 2020
RF Communication Test Set	HP	8920B	--	Jun. 09, 2020	Jun. 08, 2021
Active loop antenna (9K-30MHz)	ZHINAN	ZN30900C	18051	Jun. 11, 2020	Jun. 10, 2021
Attenuator	Schaffner	58-30-33	ML030	Oct. 28, 2019	Oct. 27, 2020
Vector Analyzer	Agilent	E4440A	US40420298	Jun. 30, 2020	Jun. 29, 2021
RF Cable	R&S	1#	--	Each time	N/A
Fliter-UHF	Microwave	N25155M2	498705	May. 11, 2020	May. 10, 2021

Note: 8920B can generate audio modulation frequency.

Any report having not been signed by authorized approver, or having been altered without authorization, or having not been stamped by the "Dedicated Testing/Inspection Stamp" is deemed to be invalid. Copying or excerpting portion of, or altering the content of the report is not permitted without the written authorization of AGC. The test results presented in the report apply only to the tested sample. Any objections to report issued by AGC should be submitted to AGC within 15days after the issuance of the test report. Further enquiry of validity or verification of the test report should be addressed to AGC by agc@agc-cert.com.

Attestation of Global Compliance(Shenzhen)Co., Ltd  
Attestation of Global Compliance(Shenzhen)Std & Tech Co., Ltd  
Tel: +86-755 2523 4088 E-mail: agc@agc-cert.com Web: http://cn.agc-cert.com/





#### 4. DESCRIPTION OF TEST MODES

##### RF TEST MODES

The EUT (**Mobile Radio**) has been tested under normal operating condition. (GMRS TX) are chosen for testing at each channel separation.

No.	TEST MODES	CHANNEL SEPARATION
1	GMRS TX	12.5KHz

**Note:1.** Only the result of the worst case was recorded in the report.

Any report having not been signed by authorized approver, or having been altered without authorization, or having not been stamped by the "Dedicated Testing/Inspection Stamp" is deemed to be invalid. Copying or excerpting portion of, or altering the content of the report is not permitted without the written authorization of AGC. The test results presented in the report apply only to the tested sample. Any objections to report issued by AGC should be submitted to AGC within 15days after the issuance of the test report. Further enquiry of validity or verification of the test report should be addressed to AGC by agc@agc-cert.com.

Attestation of Global Compliance(Shenzhen)Co., Ltd  
Attestation of Global Compliance(Shenzhen)Std & Tech Co., Ltd  
Tel: +86-755 2523 4088 E-mail: agc@agc-cert.com Web: <http://cn.agc-cert.com/>



## 5. FREQUENCY TOLERANCE

### 5.1 PROVISIONS APPLICABLE

Standard Applicable [Part 95.1765]The carrier frequency stability is the ability of the transmitter to maintain an assigned carrier frequency.

FCC Part 95.1765,

GMRS: The carrier frequency of each GMRS transmitter transmitting an emission with an occupied bandwidth of 12.5 kHz or less must remain within 2.5 ppm

The carrier frequency of each GMRS transmitter transmitting an emission with an occupied bandwidth greater than 12.5 kHz must remain within 5 ppm

### 5.2 MEASUREMENT PROCEDURE

#### 5.2.1 Frequency stability versus environmental temperature

1. Setup the configuration per figure 1 for frequencies measurement inside an environment chamber, Install new battery in the EUT.
2. Turn on EUT and set SA center frequency to the EUT radiated frequency. Set SA Resolution Bandwidth to 1KHz and Video Resolution Bandwidth to 1KHz and Frequency Span to 50KHz.Record this frequency as reference frequency.
3. Set the temperature of chamber to 50 °C . Allow sufficient time (approximately 30 min) for the temperature of the chamber to stabilize. While maintaining a constant temperature inside the chamber, turn the EUT on and measure the EUT operating frequency.
4. Repeat step 2 with a 10°C decreased per stage until the lowest temperature -30°C is measured, record all measured frequencies on each temperature step.

#### 5.2.2 Frequency stability versus input voltage

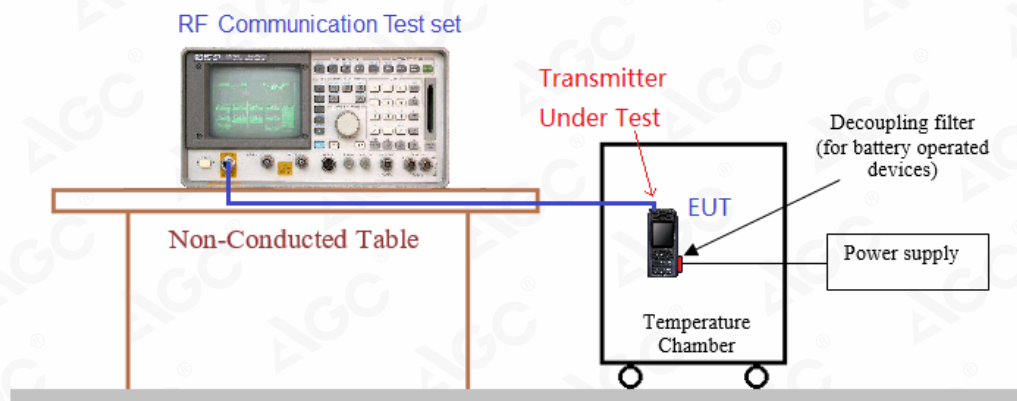
1. Setup the configuration per figure 1 for frequencies measured at temperature if it is within 15°C to 25°C . Otherwise, an environment chamber set for a temperature of 20°C shall be used. The EUT shall be powered by DC 13.8V.
2. Set SA center frequency to the EUT radiated frequency. Set SA Resolution Bandwidth to 1 KHz and Video Resolution Bandwidth to 1KHz. Record this frequency as reference frequency.
3. Supply the EUT primary voltage at the operating end point which is specified by manufacturer and record the frequency.

Any report having not been signed by authorized approver, or having been altered without authorization, or having not been stamped by the "Dedicated Testing/Inspection Stamp" is deemed to be invalid. Copying or excerpting portion of, or altering the content of the report is not permitted without the written authorization of AGC. The test results presented in the report apply only to the tested sample. Any objections to report issued by AGC should be submitted to AGC within 15days after the issuance of the test report. Further enquiry of validity or verification of the test report should be addressed to AGC by agc@agc-cert.com.

Attestation of Global Compliance(Shenzhen)Co., Ltd  
Attestation of Global Compliance(Shenzhen)Std & Tech Co., Ltd  
Tel: +86-755 2523 4088 E-mail: agc@agc-cert.com Web: <http://cn.agc-cert.com/>



### 5.3 TEST SETUP BLOCK DIAGRAM



Any report having not been signed by authorized approver, or having been altered without authorization, or having not been stamped by the "Dedicated Testing/Inspection Stamp" is deemed to be invalid. Copying or excerpting portion of, or altering the content of the report is not permitted without the written authorization of AGC. The test results presented in the report apply only to the tested sample. Any objections to report issued by AGC should be submitted to AGC within 15days after the issuance of the test report. Further enquiry of validity or verification of the test report should be addressed to AGC by agc@agc-cert.com.

Attestation of Global Compliance(Shenzhen)Co., Ltd  
Attestation of Global Compliance(Shenzhen)Std & Tech Co., Ltd  
Tel: +86-755 2523 4088 E-mail: agc@agc-cert.com Web: <http://cn.agc-cert.com/>



## 5.4TEST RESULT

### (1) Frequency stability versus input voltage (Supply nominal voltage is 13.8V)

Environment Temperature (°C)	Power Supply	Reference Frequency		Limit:
	(V)	462.6500MHz	467.6500MHz	ppm
50	DC 13.8V	0.417	0.653	±2.5for GMRS
40	DC 13.8V	0.749	0.734	
30	DC 13.8V	0.545	0.680	
20	DC 13.8V	0.558	1.088	
10	DC 13.8V	0.820	0.638	
0	DC 13.8V	0.689	0.715	
-10	DC 13.8V	1.091	0.875	
-20	DC 13.8V	1.034	0.827	
-30	DC 13.8V	0.512	0.871	
Result	Pass			

### (2) Frequency stability versus input voltage (Battery limiting voltage is 11.73V)

Environment Temperature (°C)	Power Supply	Reference Frequency		Limit:
	(V)	462.6500MHz	467.6500MHz	ppm
50	DC 11.73V	0.670	0.477	±2.5for GMRS
40	DC 11.73V	0.554	0.550	
30	DC 11.73V	0.301	0.650	
20	DC 11.73V	0.642	0.872	
10	DC 11.73V	0.335	0.783	
0	DC 11.73V	0.846	0.742	
-10	DC 11.73V	0.369	0.628	
-20	DC 11.73V	0.377	0.741	
-30	DC 11.73V	0.660	0.571	
Result	Pass			

Any report having not been signed by authorized approver, or having been altered without authorization, or having not been stamped by the "Dedicated Testing/Inspection Stamp" is deemed to be invalid. Copying or excerpting portion of, or altering the content of the report is not permitted without the written authorization of AGC. The test results presented in the report apply only to the tested sample. Any objections to report issued by AGC should be submitted to AGC within 15days after the issuance of the test report. Further enquiry of validity or verification of the test report should be addressed to AGC by agc@agc-cert.com.





## (3) Frequency stability versus input voltage (Battery Fully Charged voltage is 15.87V)

Environment Temperature (°C)	Power Supply			Limit:
	(V)	462.6500MHz	467.6500MHz	ppm
50	DC 15.87V	0.687	1.080	±2.5for GMRS
40	DC 15.87V	0.931	0.854	
30	DC 15.87V	0.678	0.716	
20	DC 15.87V	0.941	1.015	
10	DC 15.87V	0.941	0.591	
0	DC 15.87V	0.701	1.088	
-10	DC 15.87V	0.577	0.598	
-20	DC 15.87V	0.971	0.588	
-30	DC 15.87V	1.060	0.568	
Result	Pass			

**Note:** 1.Battery terminal voltage is declared and specified by the manufacturer.

2. All test values are in "ppm"

Any report having not been signed by authorized approver, or having been altered without authorization, or having not been stamped by the "Dedicated Testing/Inspection Stamp" is deemed to be invalid. Copying or excerpting portion of, or altering the content of the report is not permitted without the written authorization of AGC. The test results presented in the report apply only to the tested sample. Any objections to report issued by AGC should be submitted to AGC within 15days after the issuance of the test report. Further enquiry of validity or verification of the test report should be addressed to AGC by agc@agc-cert.com.

Attestation of Global Compliance(Shenzhen)Co., Ltd

Attestation of Global Compliance(Shenzhen)Std & Tech Co., Ltd

Tel: +86-755 2523 4088 E-mail: agc@agc-cert.com Web: http://cn.agc-cert.com/



## 6. EMISSION BANDWIDTH

### 6.1 PROVISIONS APPLICABLE

FCC Part 95.1773: GMRS:

(a) Main channels. The authorized bandwidth is 20 kHz for GMRS transmitters operating on any of the 462 MHz main channels, or any of the 467 MHz main channels.

(b) Interstitial channels. The authorized bandwidth is 20 kHz for GMRS transmitters operating on any of the 462 MHz interstitial channels, and is 12.5 kHz for GMRS transmitters operating on any of the 467 MHz interstitial channels.

Occupied Bandwidth: The EUT was connected to the audio signal generator and the spectrum analyzer via the main RF connector, and through an appropriate attenuator. The EUT was controlled to transmit its maximum power. Then the bandwidth of 99% power can be measured by the spectrum analyzer.

### 6.2 MEASUREMENT PROCEDURE

- 1). The EUT was modulated by 2.5 KHz Sine wave audio signal, The level of the audio signal employed is 16 dB greater than that necessary to produce 50% of rated system deviation. Rated system deviation is 2.5 kHz (12.5 kHz channel spacing).
- 2). Set SPA Center Frequency = fundamental frequency, RBW=300Hz.VBW= 1KHz, Span =50 KHz.
- 3). Set SPA Max hold. Mark peak, -26 dB.

Any report having not been signed by authorized approver, or having been altered without authorization, or having not been stamped by the "Dedicated Testing/Inspection Stamp" is deemed to be invalid. Copying or excerpting portion of, or altering the content of the report is not permitted without the written authorization of AGC. The test results presented in the report apply only to the tested sample. Any objections to report issued by AGC should be submitted to AGC within 15days after the issuance of the test report. Further enquiry of validity or verification of the test report should be addressed to AGC by agc@agc-cert.com.

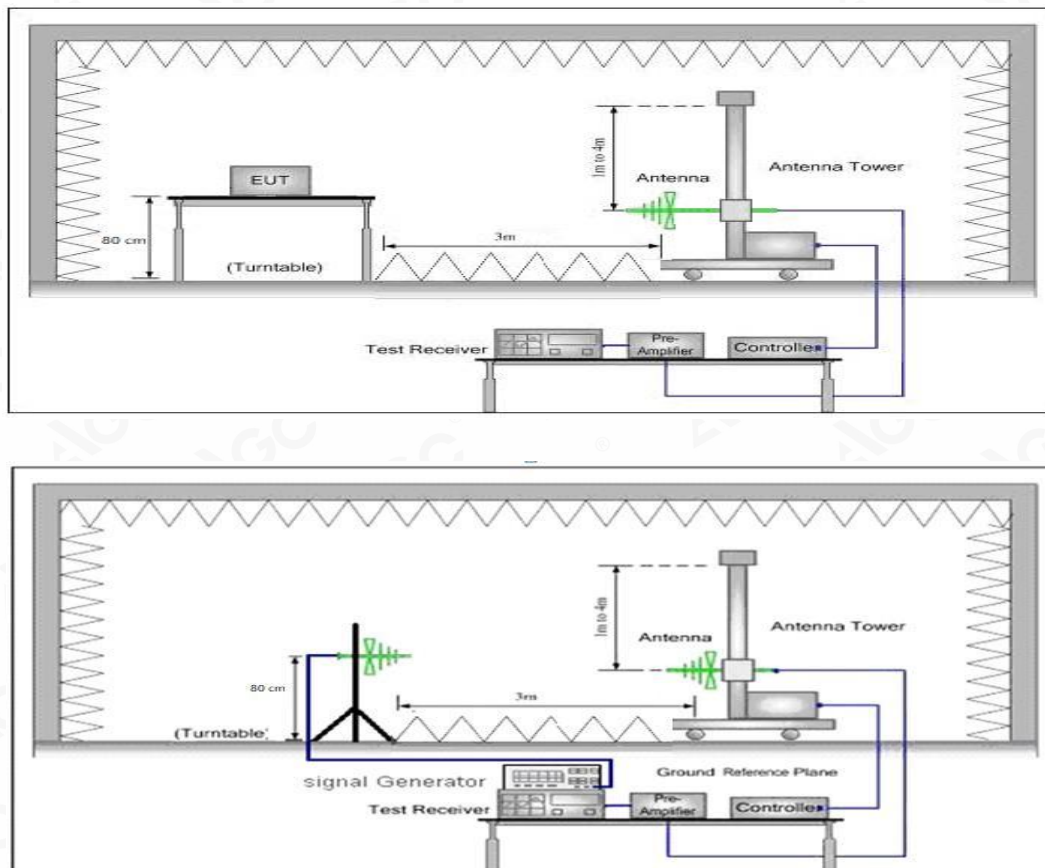
Attestation of Global Compliance(Shenzhen)Co., Ltd  
Attestation of Global Compliance(Shenzhen)Std & Tech Co., Ltd  
Tel: +86-755 2523 4088 E-mail: agc@agc-cert.com Web: <http://cn.agc-cert.com/>



### 6.3 TEST SETUP BLOCK DIAGRAM

Radiation method:

Radiated Below1GHz



Any report having not been signed by authorized approver, or having been altered without authorization, or having not been stamped by the "Dedicated Testing/Inspection Stamp" is deemed to be invalid. Copying or excerpting portion of, or altering the content of the report is not permitted without the written authorization of AGC. The test results presented in the report apply only to the tested sample. Any objections to report issued by AGC should be submitted to AGC within 15days after the issuance of the test report. Further enquiry of validity or verification of the test report should be addressed to AGC by agc@agc-cert.com.

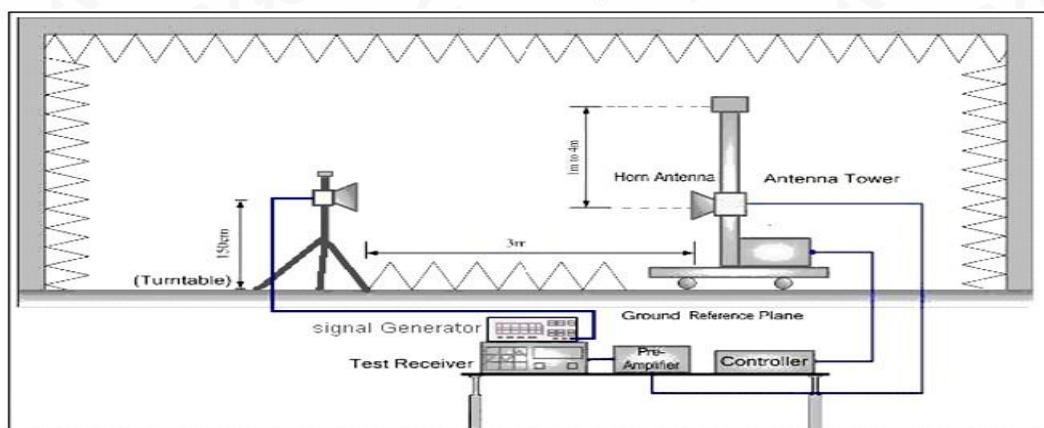
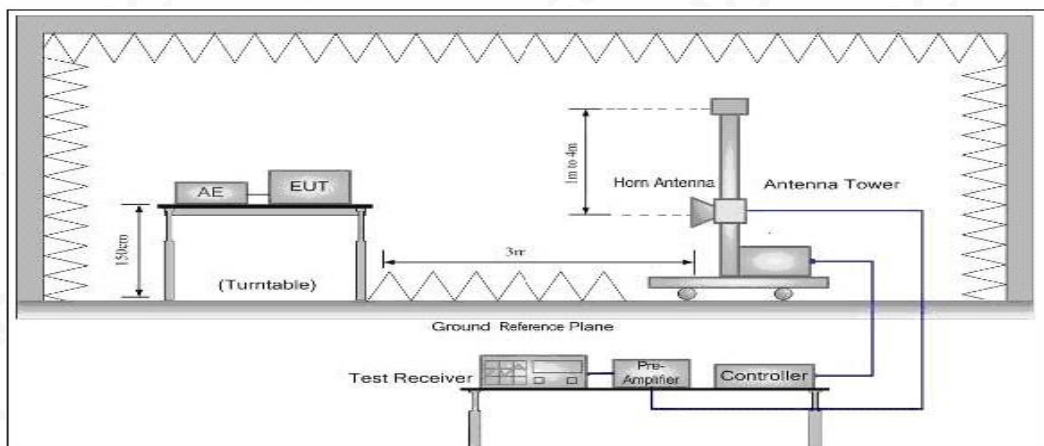
Attestation of Global Compliance(Shenzhen)Co., Ltd

Attestation of Global Compliance(Shenzhen)Std & Tech Co., Ltd

Tel: +86-755 2523 4088 E-mail: agc@agc-cert.com Web: http://cn.agc-cert.com/



**Radiated Above 1 GHz**



Any report having not been signed by authorized approver, or having been altered without authorization, or having not been stamped by the "Dedicated Testing/Inspection Stamp" is deemed to be invalid. Copying or excerpting portion of, or altering the content of the report is not permitted without the written authorization of AGC. The test results presented in the report apply only to the tested sample. Any objections to report issued by AGC should be submitted to AGC within 15days after the issuance of the test report. Further enquiry of validity or verification of the test report should be addressed to AGC by agc@agc-cert.com.

Attestation of Global Compliance(Shenzhen)Co., Ltd


Attestation of Global Compliance(Shenzhen)Std & Tech Co., Ltd

Tel: +86-755 2523 4088 E-mail: agc@agc-cert.com Web: <http://cn.agc-cert.com/>





**Conduction method:**



Any report having not been signed by authorized approver, or having been altered without authorization, or having not been stamped by the "Dedicated Testing/Inspection Stamp" is deemed to be invalid. Copying or excerpting portion of, or altering the content of the report is not permitted without the written authorization of AGC. The test results presented in the report apply only to the tested sample. Any objections to report issued by AGC should be submitted to AGC within 15days after the issuance of the test report. Further enquiry of validity or verification of the test report should be addressed to AGC by agc@agc-cert.com.

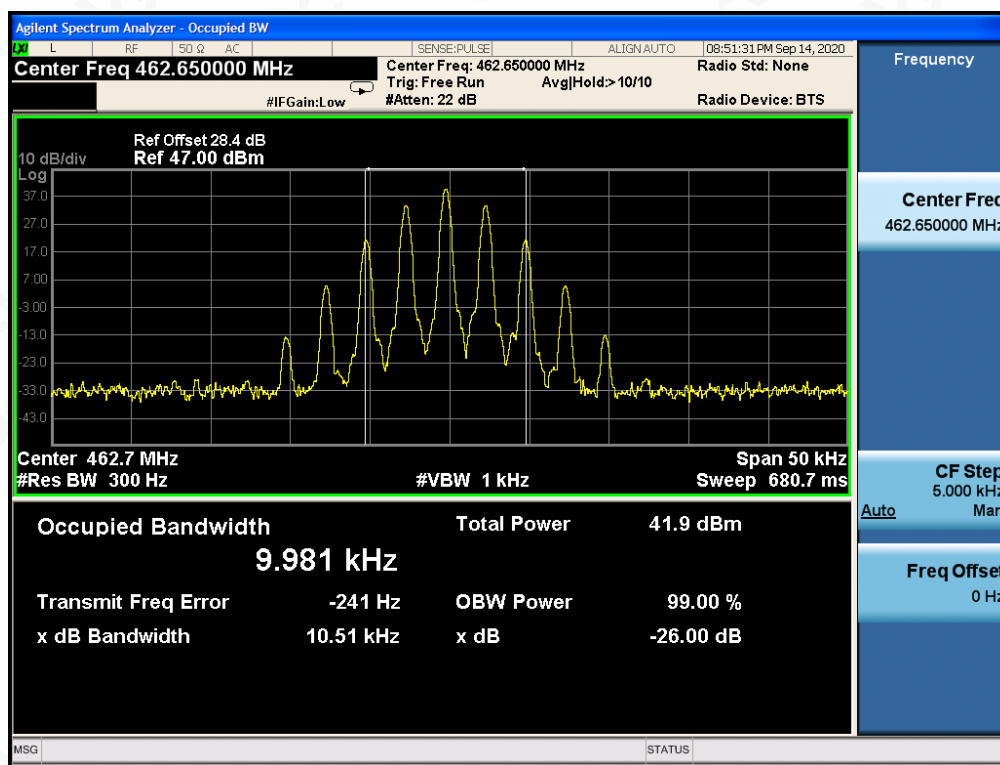
Attestation of Global Compliance(Shenzhen)Co., Ltd  
Attestation of Global Compliance(Shenzhen)Std & Tech Co., Ltd  
Tel: +86-755 2523 4088 E-mail: agc@agc-cert.com Web: http://cn.agc-cert.com/



#### 6.4 MEASUREMENT RESULT

26dB &99% Bandwidth Measurement Result-20W				
Operating Frequency	12.5 KHz Channel Separation			
	26dB Bandwidth	99% Bandwidth	Limits	Result
462.6500MHz	10.51 KHz	9.981 KHz	20 KHz	Pass
467.6500MHz	10.51 KHz	9.981 KHz	20 KHz	Pass

#### Occupied bandwidth of 462.6500MHz-20W

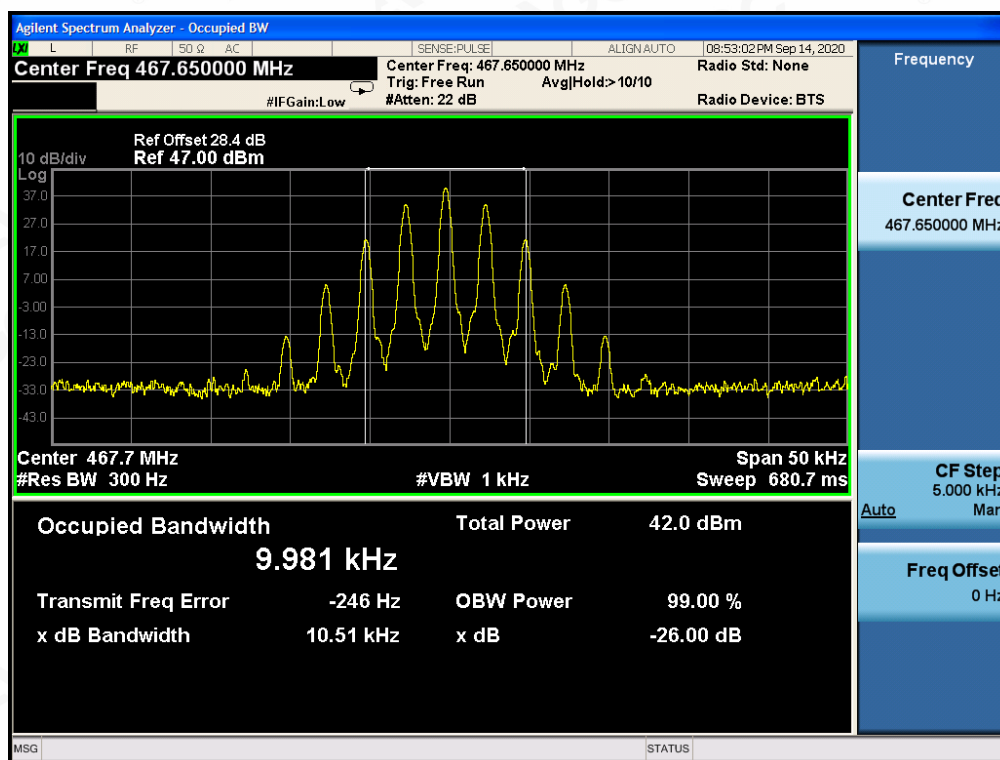


Any report having not been signed by authorized approver, or having been altered without authorization, or having not been stamped by the "Dedicated Testing/Inspection Stamp" is deemed to be invalid. Copying or excerpting portion of, or altering the content of the report is not permitted without the written authorization of AGC. The test results presented in the report apply only to the tested sample. Any objections to report issued by AGC should be submitted to AGC within 15days after the issuance of the test report. Further enquiry of validity or verification of the test report should be addressed to AGC by agc@agc-cert.com.

Attestation of Global Compliance(Shenzhen)Co., Ltd  
Attestation of Global Compliance(Shenzhen)Std & Tech Co., Ltd  
Tel: +86-755 2523 4088 E-mail: agc@agc-cert.com Web: http://cn.agc-cert.com/



### Occupied bandwidth of 467.6500MHz-20W



Any report having not been signed by authorized approver, or having been altered without authorization, or having not been stamped by the "Dedicated Testing/Inspection Stamp" is deemed to be invalid. Copying or excerpting portion of, or altering the content of the report is not permitted without the written authorization of AGC. The test results presented in the report apply only to the tested sample. Any objections to report issued by AGC should be submitted to AGC within 15 days after the issuance of the test report. Further enquiry of validity or verification of the test report should be addressed to AGC by agc@agc-cert.com.

Attestation of Global Compliance(Shenzhen)Co., Ltd

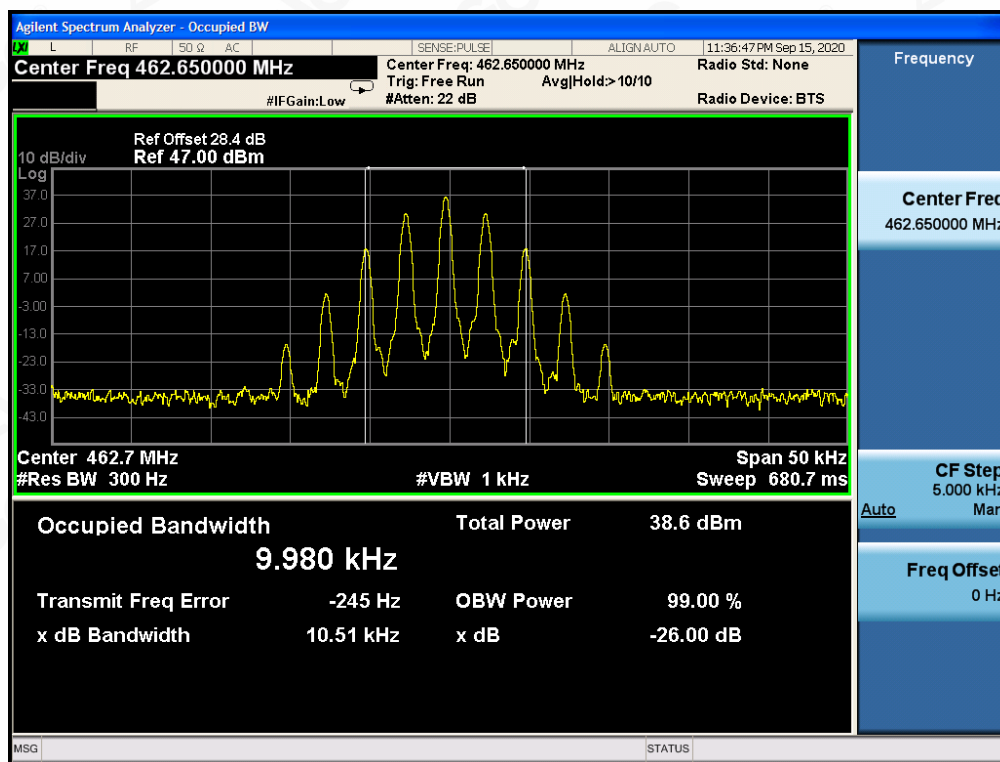
Attestation of Global Compliance(Shenzhen)Std & Tech Co., Ltd

Tel: +86-755 2523 4088 E-mail: agc@agc-cert.com Web: http://cn.agc-cert.com/



26dB & 99% Bandwidth Measurement Result-7W				
Operating Frequency	12.5 KHz Channel Separation			
	26dB Bandwidth	99% Bandwidth	Limits	Result
462.6500MHz	10.51 KHz	9.980 KHz	20 KHz	Pass
467.6500MHz	10.51 KHz	9.980 KHz	20 KHz	Pass

### Occupied bandwidth of 462.6500MHz-7W



Any report having not been signed by authorized approver, or having been altered without authorization, or having not been stamped by the "Dedicated Testing/Inspection Stamp" is deemed to be invalid. Copying or excerpting portion of, or altering the content of the report is not permitted without the written authorization of AGC. The test results presented in the report apply only to the tested sample. Any objections to report issued by AGC should be submitted to AGC within 15 days after the issuance of the test report. Further enquiry of validity or verification of the test report should be addressed to AGC by agc@agc-cert.com.

Attestation of Global Compliance(Shenzhen)Co., Ltd

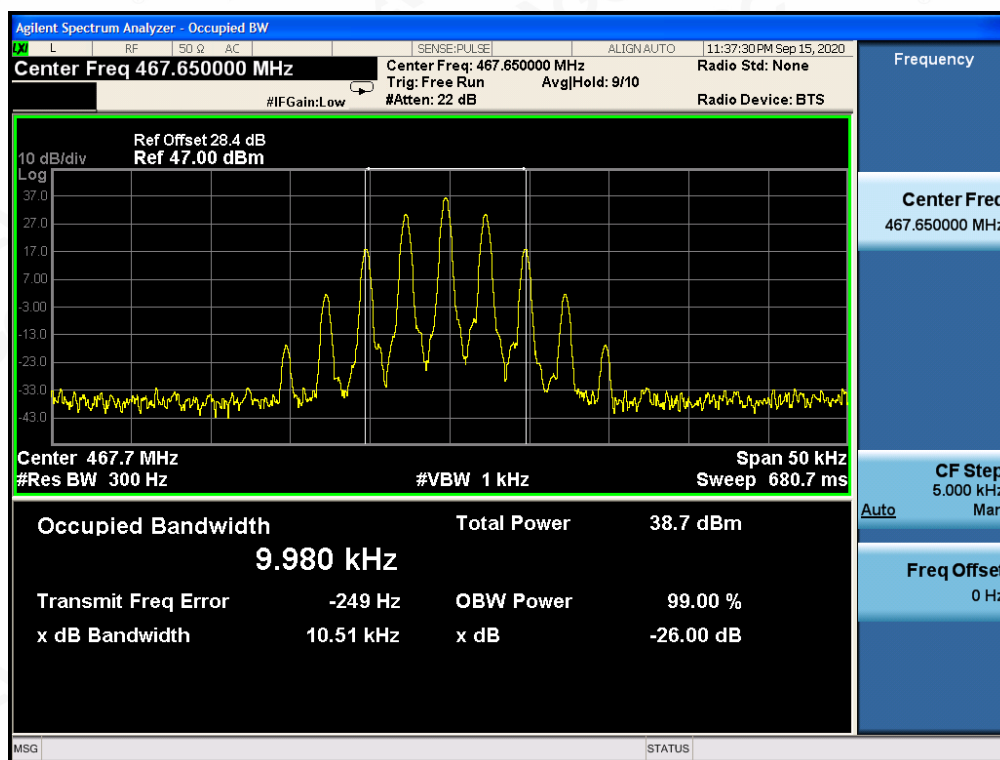
Attestation of Global Compliance(Shenzhen)Std & Tech Co., Ltd

Tel: +86-755 2523 4088 E-mail: agc@agc-cert.com Web: http://cn.agc-cert.com/





### Occupied bandwidth of 467.6500MHz-7W



Any report having not been signed by authorized approver, or having been altered without authorization, or having not been stamped by the "Dedicated Testing/Inspection Stamp" is deemed to be invalid. Copying or excerpting portion of, or altering the content of the report is not permitted without the written authorization of AGC. The test results presented in the report apply only to the tested sample. Any objections to report issued by AGC should be submitted to AGC within 15 days after the issuance of the test report. Further enquiry of validity or verification of the test report should be addressed to AGC by agc@agc-cert.com.

Attestation of Global Compliance(Shenzhen)Co., Ltd

Attestation of Global Compliance(Shenzhen)Std & Tech Co., Ltd

Tel: +86-755 2523 4088 E-mail: agc@agc-cert.com Web: http://cn.agc-cert.com/



## 7. UNWANTED RADIATION

### 7.1 PROVISIONS APPLICABLE

Standard Applicable [FCC Part 95.1779]

According to FCC section 95.1779, the unwanted emission should be attenuated below TP by at least  $43+10 \log(\text{Transmit Power})$  dB.

### 7.2 MEASUREMENT PROCEDURE

Each GMRS transmitter type must be designed to comply with the applicable unwanted emissions limits in this section.

(a) Emission masks. Emission masks applicable to transmitting equipment in the GMRS are defined by the requirements in the following table. The numbers in the attenuation requirements column refer to rule paragraph numbers under paragraph (b) of this section.

Emission types filter	Attenuation requirements
A1D, A3E, F1D, G1D, F2D, F3E, G3E with audio filter	(1), (2), (7)
A1D, A3E, F1D, G1D, F3E, G3E without audio filter	(3), (4), (7)
H1D, J1D, R1D, H3E, J3E, R2E	(5), (6), (7)

(1) Filtering noted for GMRS transmitters refers to the requirement in §95.1775(e).

(2) Unwanted emission power may be measured as either mean power or peak envelope power, provided that the transmitter output power is measured the same way.

(b) Attenuation requirements. The power of unwanted emissions must be attenuated below the transmitter output power in Watts (P) by at least:

(1) 25 dB (decibels) on any frequency removed from the center of the authorized bandwidth by more than 50% up to and including 100% of the authorized bandwidth.

(2) 35 dB on any frequency removed from the center of the authorized bandwidth by more than 100% up to and including 250% of the authorized bandwidth.

(3)  $83 \log(f_d \div 5)$  dB on any frequency removed from the center of the authorized bandwidth by a displacement frequency ( $f_d$  in kHz) of more than 5 kHz up to and including 10 kHz.

(4)  $116 \log(f_d \div 6.1)$  dB or  $50 + 10 \log(P)$  dB, whichever is the lesser attenuation, on any frequency removed from the center of the authorized bandwidth by a displacement frequency ( $f_d$  in kHz), of more than 10 kHz up to and including 250% of the authorized bandwidth.

(5) 25 dB on any frequency removed from the center of the authorized bandwidth by more than 50% up to and including 150% of the authorized bandwidth.

(6) 35 dB on any frequency removed from the center of the authorized bandwidth by more than 150% up to and including 250% of the authorized bandwidth.

(7)  $43 + 10 \log(P)$  dB on any frequency removed from the center of the authorized bandwidth by more than 250%.

Any report having not been signed by authorized approver, or having been altered without authorization, or having not been stamped by the "Dedicated Testing/Inspection Stamp" is deemed to be invalid. Copying or excerpting portion of, or altering the content of the report is not permitted without the written authorization of AGC. The test results presented in the report apply only to the tested sample. Any objections to report issued by AGC should be submitted to AGC within 15 days after the issuance of the test report. Further enquiry of validity or verification of the test report should be addressed to AGC by [agc@agc-cert.com](mailto:agc@agc-cert.com).

Attestation of Global Compliance(Shenzhen)Co., Ltd

Attestation of Global Compliance(Shenzhen)Std & Tech Co., Ltd

Tel: +86-755 2523 4088 E-mail: [agc@agc-cert.com](mailto:agc@agc-cert.com) Web: <http://cn.agc-cert.com/>



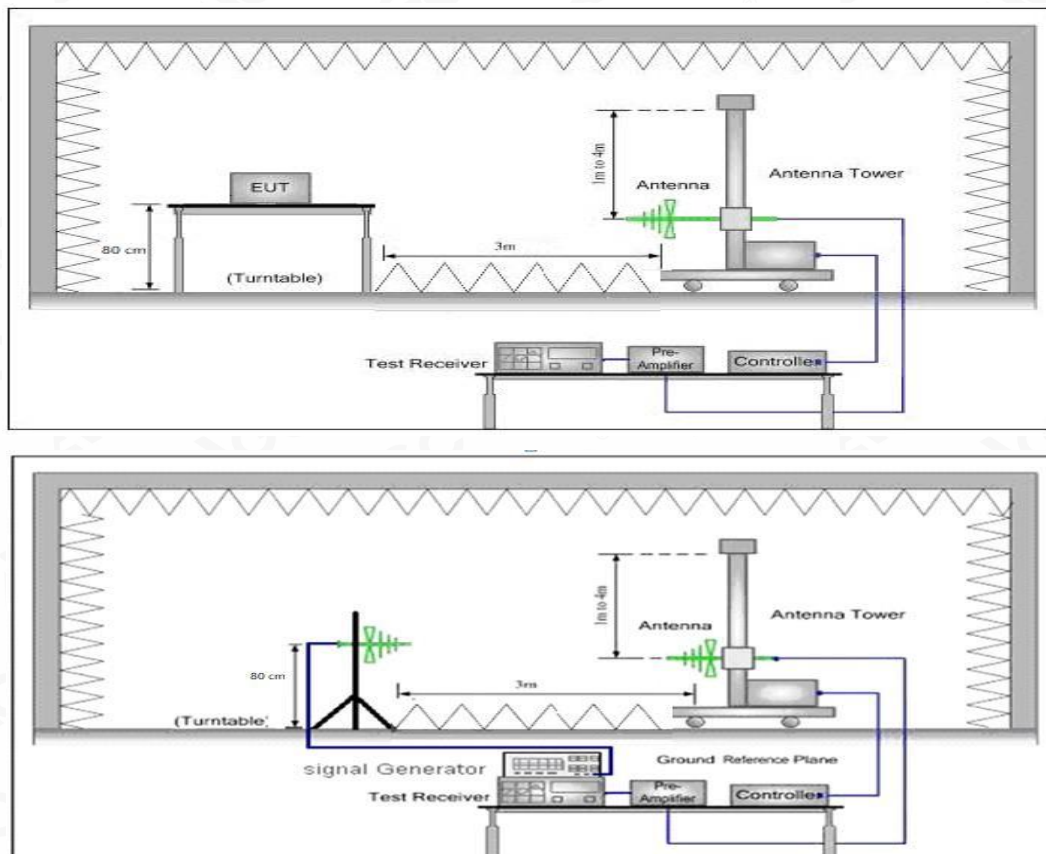
- (1) EUT was placed on a 0.8 or 1.5 meter high non-conductive stand at a 3 meter test distance from the receive antenna. A receiving antenna was placed on the antenna mast 3 meters from the EUT for emission measurements. The disturbance of the transmitter was maximized on the test receiver display by raising and lowering from 1m to 4m the receive antenna and by rotating through 360° the turntable. After the fundamental emission was maximized, a field strength measurement was made. The radiated emission measurements of all transmit frequencies in all channels were measured with peak detector.
- (2) A log-periodic antenna or double-ridged waveguide horn antenna shall be substituted in place of the EUT. The log-periodic antenna will be driven by a signal generator and the level will be adjusted till the same power value on the spectrum analyzer or receiver. The level of the spurious emissions can be calculated through the level of the signal generator, cable loss, the gain of the substitution antenna and the reading of the spectrum analyzer or receiver.
- (3) The EUT is then put into continuously transmitting mode at its maximum power level during the test. Set Test Receiver or Spectrum RBW=1MHz, VBW=3MHz for above 1GHz and RBW=100kHz, VBW=300kHz for 30MHz to 1GHz, And the maximum value of the receiver should be recorded as (Pr).
- (4) The EUT shall be replaced by a substitution antenna. In the chamber, an substitution antenna for the frequency band of interest is placed at the reference point of the chamber. An RF Signal source for the frequency band of interest is connected to the substitution antenna with a cable that has been constructed to not interfere with the radiation pattern of the antenna. A power (PMea) is applied to the input of the substitution antenna, and adjust the level of the signal generator output until the value of the receiver reach the previously recorded (Pr). The power of signal source (PMea) is recorded. The test should be performed by rotating the test item and adjusting the receiving antenna polarization.
- (5) A amplifier should be connected to the Signal Source output port. And the cable should be connect between the Amplifier and the Substitution Antenna. The cable loss (Pcl) ,the Substitution Antenna Gain (Ga) and the Amplifier Gain (PAg) should be recorded after test.
- (6) The measurement results are obtained as described below:  $\text{Power(EIRP)} = \text{PMea} - \text{PAg} - \text{Pcl} - \text{Ga}$  The measurement results are amend as described below:  
 $\text{Power(EIRP)} = \text{PMea} - \text{Pcl} - \text{Ga}$
- (7) This value is EIRP since the measurement is calibrated using an antenna of known gain (2.15 dBi) and known input power.  
ERP can be calculated from EIRP by subtracting the gain of the dipole,  $\text{ERP} = \text{EIRP} - 2.15\text{dBi}$ .
- (8) Test the EUT in the lowest channel, the middle channel the Highest channel



### 7.3 TEST SETUP BLOCK DIAGRAM

#### SUBSTITUTION METHOD: (Radiated Emissions)

##### Radiated Below1GHz



Any report having not been signed by authorized approver, or having been altered without authorization, or having not been stamped by the "Dedicated Testing/Inspection Stamp" is deemed to be invalid. Copying or excerpting portion of, or altering the content of the report is not permitted without the written authorization of AGC. The test results presented in the report apply only to the tested sample. Any objections to report issued by AGC should be submitted to AGC within 15days after the issuance of the test report. Further enquiry of validity or verification of the test report should be addressed to AGC by agc@agc-cert.com.

Attestation of Global Compliance(Shenzhen)Co., Ltd

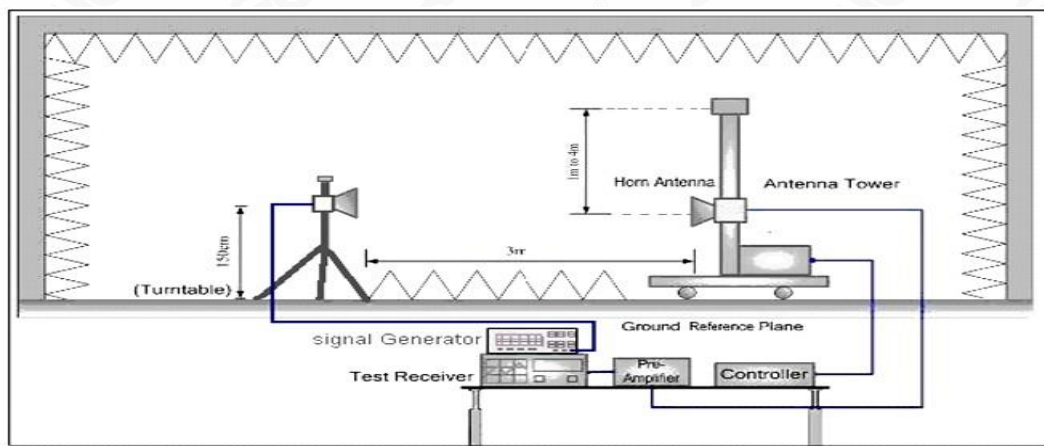
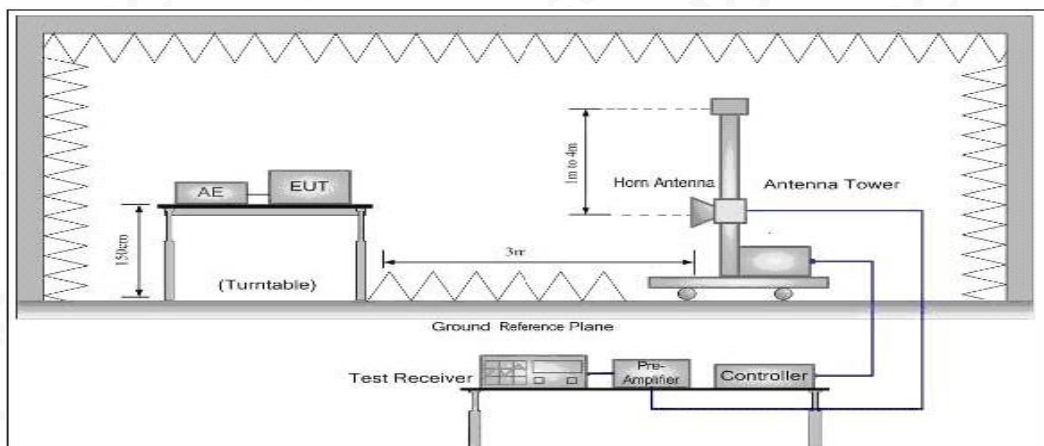
Attestation of Global Compliance(Shenzhen)Std & Tech Co., Ltd

Tel: +86-755 2523 4088 E-mail: agc@agc-cert.com Web: <http://cn.agc-cert.com/>





### Radiated Above 1 GHz



Any report having not been signed by authorized approver, or having been altered without authorization, or having not been stamped by the "Dedicated Testing/Inspection Stamp" is deemed to be invalid. Copying or excerpting portion of, or altering the content of the report is not permitted without the written authorization of AGC. The test results presented in the report apply only to the tested sample. Any objections to report issued by AGC should be submitted to AGC within 15 days after the issuance of the test report. Further enquiry of validity or verification of the test report should be addressed to AGC by [agc@agc-cert.com](mailto:agc@agc-cert.com).

Attestation of Global Compliance(Shenzhen)Co., Ltd

Attestation of Global Compliance(Shenzhen)Std & Tech Co., Ltd

Tel: +86-755 2523 4088 E-mail: [agc@agc-cert.com](mailto:agc@agc-cert.com) Web: <http://cn.agc-cert.com/>



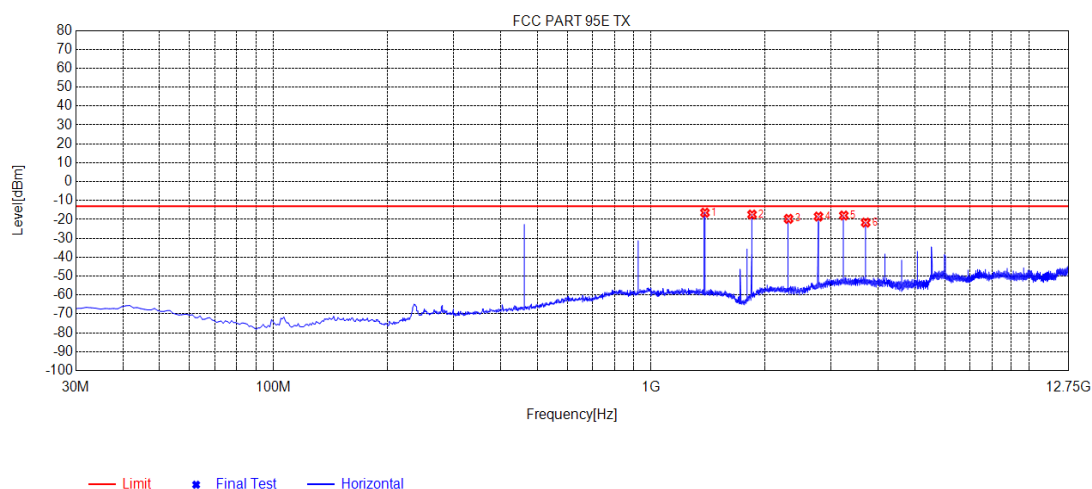
## 7.4 MEASUREMENT RESULTS:

the unwanted emission should be attenuated below TP by at least  $43+10 \log(\text{Transmit Power})$  dB

**Limit: At least  $43+10 \log(P) = 43+10 \log(20) = 56.01$  (dBc)     $43.01-56.01 = -13$ dBm**

**At least  $43+10 \log(P) = 43+10 \log(7) = 51.45$  (dBc)     $38.45-51.45 = -13$ dBm**

### Measurement Result for 12.5 KHz Channel Separation @ 462.6500MHz-20W-Horizontal



NO.	Freq. [MHz]	Reading [dBm]	Level [dBm]	Limit [dBm]	Margin [dB]	Factor [dB]	Angle [°]	Polarity
1	1388.9639	-12.99	-16.43	-13.00	3.43	-3.44	26	Horizontal
2	1850.7851	-16.84	-17.43	-13.00	4.43	-0.59	315	Horizontal
3	2312.6063	-18.98	-19.68	-13.00	6.68	-0.70	105	Horizontal
4	2775.6026	-19.64	-18.47	-13.00	5.47	1.17	39	Horizontal
5	3238.5989	-21.63	-17.92	-13.00	4.92	3.71	350	Horizontal
6	3700.4200	-26.08	-21.67	-13.00	8.67	4.41	157	Horizontal

### Note:

- Factor=Antenna Factor + Cable loss. (Below 1GHz)
- Factor=Antenna Factor+ Cable loss-Pre-amplifier.(Above 1 GHz)
- Margin=Limit- Level

Any report having not been signed by authorized approver, or having been altered without authorization, or having not been stamped by the "Dedicated Testing/Inspection Stamp" is deemed to be invalid. Copying or excerpting portion of, or altering the content of the report is not permitted without the written authorization of AGC. The test results presented in the report apply only to the tested sample. Any objections to report issued by AGC should be submitted to AGC within 15days after the issuance of the test report. Further enquiry of validity or verification of the test report should be addressed to AGC by agc@agc-cert.com.

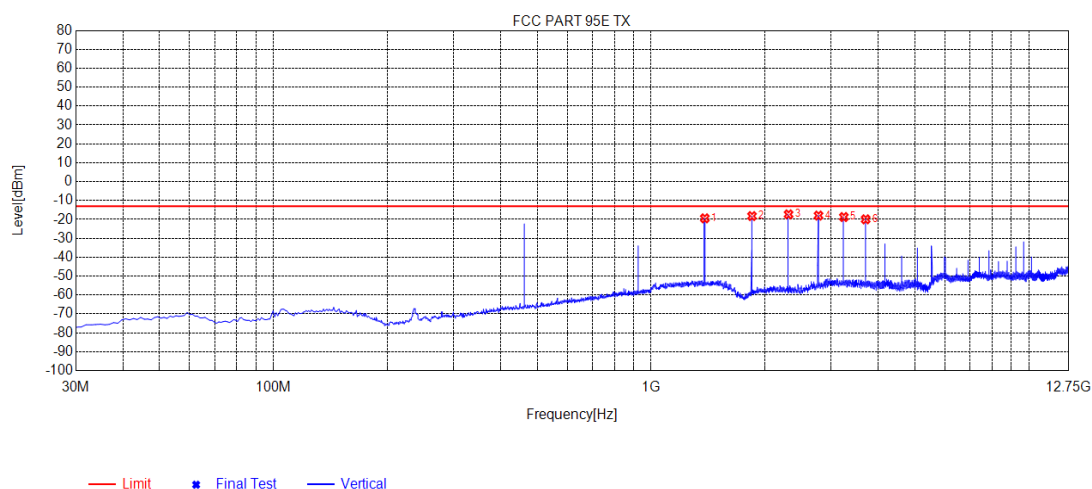
Attestation of Global Compliance(Shenzhen)Co., Ltd

Attestation of Global Compliance(Shenzhen)Std & Tech Co., Ltd

Tel: +86-755 2523 4088 E-mail: agc@agc-cert.com Web: <http://cn.agc-cert.com/>



### Measurement Result for 12.5 KHz Channel Separation @ 462.6500MHz-20W-Vertical



NO.	Freq. [MHz]	Reading [dBm]	Level [dBm]	Limit [dBm]	Margin [dB]	Factor [dB]	Angle [°]	Polarity
1	1387.7888	-20.83	-19.42	-13.00	6.42	1.41	240	Vertical
2	1850.7851	-19.15	-18.22	-13.00	5.22	0.93	17	Vertical
3	2312.6063	-16.78	-17.31	-13.00	4.31	-0.53	42	Vertical
4	2775.6026	-19.22	-17.94	-13.00	4.94	1.28	345	Vertical
5	3238.5989	-21.86	-18.72	-13.00	5.72	3.14	345	Vertical
6	3700.4200	-23.09	-19.94	-13.00	6.94	3.15	267	Vertical

#### Note:

1. Factor=Antenna Factor + Cable loss. (Below 1GHz)
2. Factor=Antenna Factor+ Cable loss-Pre-amplifier.(Above 1 GHz)
3. Margin=Limit- Level

Any report having not been signed by authorized approver, or having been altered without authorization, or having not been stamped by the "Dedicated Testing/Inspection Stamp" is deemed to be invalid. Copying or excerpting portion of, or altering the content of the report is not permitted without the written authorization of AGC. The test results presented in the report apply only to the tested sample. Any objections to report issued by AGC should be submitted to AGC within 15days after the issuance of the test report. Further enquiry of validity or verification of the test report should be addressed to AGC by agc@agc-cert.com.

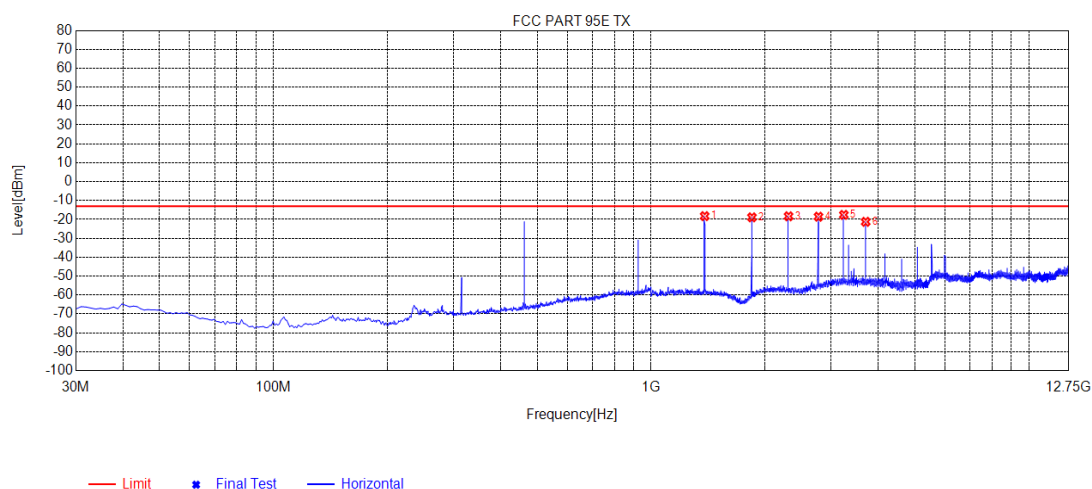
Attestation of Global Compliance(Shenzhen)Co., Ltd

Attestation of Global Compliance(Shenzhen)Std & Tech Co., Ltd

Tel: +86-755 2523 4088 E-mail: agc@agc-cert.com Web: http://cn.agc-cert.com/



### Measurement Result for 12.5 KHz Channel Separation @ 467.6500MHz-20W-Horizontal



NO.	Freq. [MHz]	Reading [dBm]	Level [dBm]	Limit [dBm]	Margin [dB]	Factor [dB]	Angle [°]	Polarity
1	1386.6137	-14.80	-18.25	-13.00	5.25	-3.45	14	Horizontal
2	1849.6100	-18.31	-18.90	-13.00	5.90	-0.59	317	Horizontal
3	2312.6063	-17.63	-18.33	-13.00	5.33	-0.70	106	Horizontal
4	2775.6026	-19.72	-18.55	-13.00	5.55	1.17	40	Horizontal
5	3238.5989	-21.29	-17.58	-13.00	4.58	3.71	359	Horizontal
6	3700.4200	-25.67	-21.26	-13.00	8.26	4.41	14	Horizontal

#### Note:

- Factor=Antenna Factor + Cable loss. (Below 1GHz)
- Factor=Antenna Factor+ Cable loss-Pre-amplifier.(Above 1 GHz)
- Margin=Limit- Level

Any report having not been signed by authorized approver, or having been altered without authorization, or having not been stamped by the "Dedicated Testing/Inspection Stamp" is deemed to be invalid. Copying or excerpting portion of, or altering the content of the report is not permitted without the written authorization of AGC. The test results presented in the report apply only to the tested sample. Any objections to report issued by AGC should be submitted to AGC within 15days after the issuance of the test report. Further enquiry of validity or verification of the test report should be addressed to AGC by agc@agc-cert.com.

Attestation of Global Compliance(Shenzhen)Co., Ltd

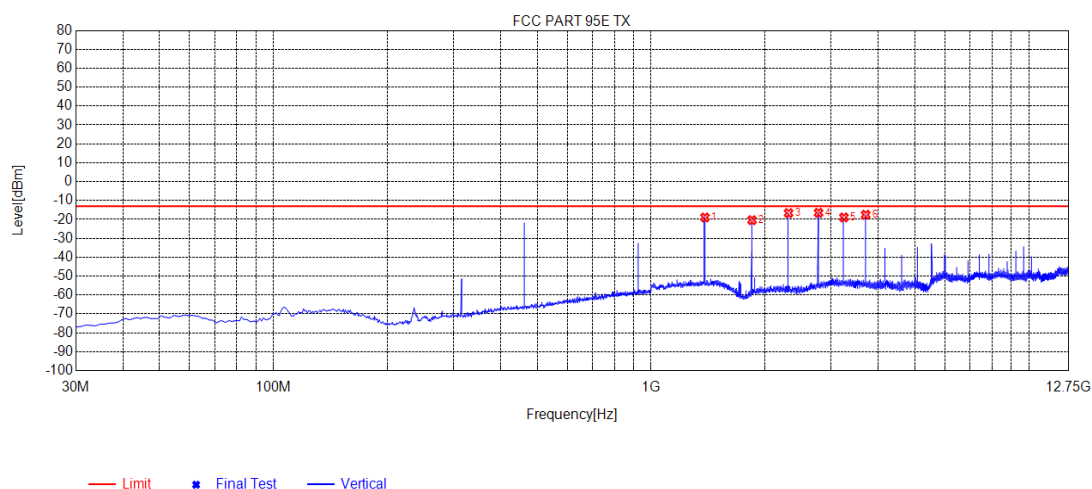
Attestation of Global Compliance(Shenzhen)Std & Tech Co., Ltd

Tel: +86-755 2523 4088 E-mail: agc@agc-cert.com Web: http://cn.agc-cert.com/





### Measurement Result for 12.5 KHz Channel Separation @ 467.6500MHz-20W-Vertical



NO.	Freq. [MHz]	Reading [dBm]	Level [dBm]	Limit [dBm]	Margin [dB]	Factor [dB]	Angle [°]	Polarity
1	1388.9639	-20.38	-18.96	-13.00	5.96	1.42	254	Vertical
2	1850.7851	-21.33	-20.40	-13.00	7.40	0.93	17	Vertical
3	2312.6063	-16.10	-16.63	-13.00	3.63	-0.53	201	Vertical
4	2775.6026	-17.76	-16.48	-13.00	3.48	1.28	354	Vertical
5	3239.7740	-22.07	-18.93	-13.00	5.93	3.14	354	Vertical
6	3700.4200	-20.67	-17.52	-13.00	4.52	3.15	17	Vertical

#### Note:

- Factor=Antenna Factor + Cable loss. (Below 1GHz)
- Factor=Antenna Factor+ Cable loss-Pre-amplifier.(Above 1 GHz)
- Margin=Limit- Level

Any report having not been signed by authorized approver, or having been altered without authorization, or having not been stamped by the "Dedicated Testing/Inspection Stamp" is deemed to be invalid. Copying or excerpting portion of, or altering the content of the report is not permitted without the written authorization of AGC. The test results presented in the report apply only to the tested sample. Any objections to report issued by AGC should be submitted to AGC within 15days after the issuance of the test report. Further enquiry of validity or verification of the test report should be addressed to AGC by agc@agc-cert.com.

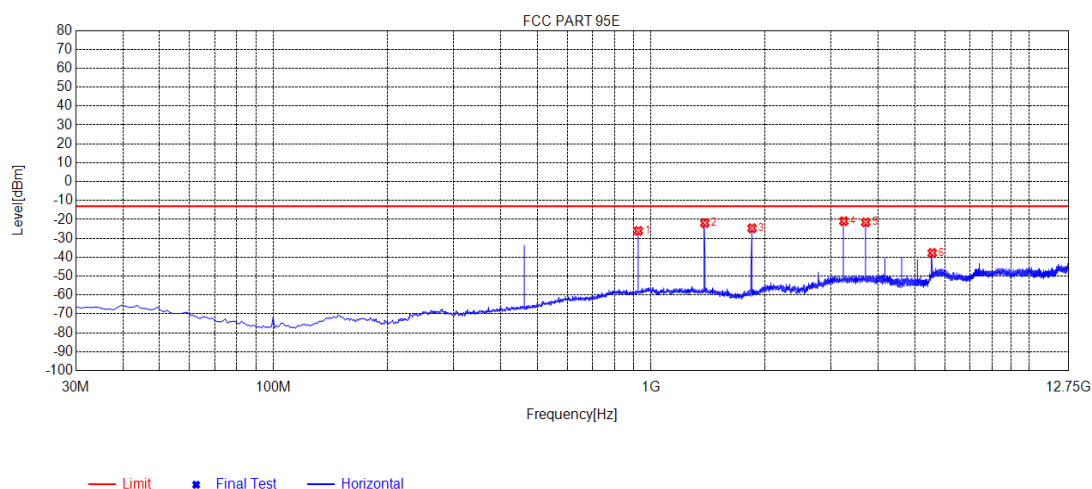
Attestation of Global Compliance(Shenzhen)Co., Ltd

Attestation of Global Compliance(Shenzhen)Std & Tech Co., Ltd

Tel: +86-755 2523 4088 E-mail: agc@agc-cert.com Web: http://cn.agc-cert.com/



### Measurement Result for 12.5 KHz Channel Separation @ 462.6500MHz-7W-Horizontal



NO.	Freq. [MHz]	Reading [dBm]	Level [dBm]	Limit [dBm]	Margin [dB]	Factor [dB]	Angle [°]	Polarity
1	925.3100	-69.56	-26.07	-13.00	13.07	43.49	276	Horizontal
2	1387.7888	-18.48	-21.93	-13.00	8.93	-3.45	258	Horizontal
3	1850.7851	-24.11	-24.70	-13.00	11.70	-0.59	359	Horizontal
4	3238.5989	-24.65	-20.94	-13.00	7.94	3.71	24	Horizontal
5	3700.4200	-25.94	-21.53	-13.00	8.53	4.41	108	Horizontal
6	5551.2301	-46.85	-37.74	-13.00	24.74	9.11	43	Horizontal

#### Note:

- Factor=Antenna Factor + Cable loss. (Below 1GHz)
- Factor=Antenna Factor+ Cable loss-Pre-amplifier.(Above 1 GHz)
- Margin=Limit- Level

Any report having not been signed by authorized approver, or having been altered without authorization, or having not been stamped by the "Dedicated Testing/Inspection Stamp" is deemed to be invalid. Copying or excerpting portion of, or altering the content of the report is not permitted without the written authorization of AGC. The test results presented in the report apply only to the tested sample. Any objections to report issued by AGC should be submitted to AGC within 15days after the issuance of the test report. Further enquiry of validity or verification of the test report should be addressed to AGC by agc@agc-cert.com.

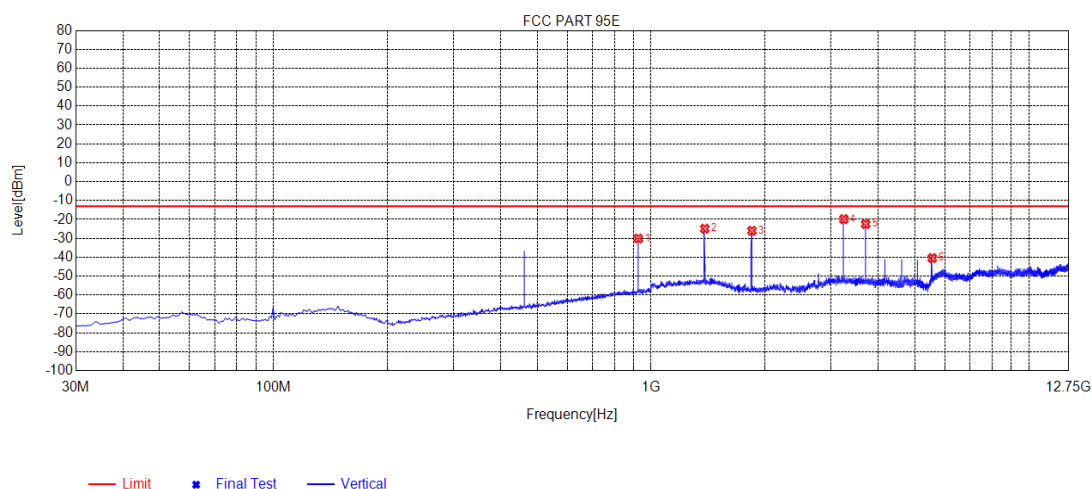
Attestation of Global Compliance(Shenzhen)Co., Ltd

Attestation of Global Compliance(Shenzhen)Std & Tech Co., Ltd

Tel: +86-755 2523 4088 E-mail: agc@agc-cert.com Web: http://cn.agc-cert.com/



### Measurement Result for 12.5 KHz Channel Separation @ 462.6500MHz-7W-Vertical



NO.	Freq. [MHz]	Reading [dBm]	Level [dBm]	Limit [dBm]	Margin [dB]	Factor [dB]	Angle [°]	Polarity
1	925.3100	-73.67	-30.10	-13.00	17.10	43.57	9	Vertical
2	1387.7888	-26.31	-24.90	-13.00	11.90	1.41	270	Vertical
3	1849.6100	-26.94	-26.00	-13.00	13.00	0.94	354	Vertical
4	3238.5989	-22.97	-19.83	-13.00	6.83	3.14	186	Vertical
5	3700.4200	-25.60	-22.45	-13.00	9.45	3.15	121	Vertical
6	5551.2301	-47.04	-40.46	-13.00	27.46	6.58	45	Vertical

#### Note:

7. Factor=Antenna Factor + Cable loss. (Below 1GHz)

8. Factor=Antenna Factor+ Cable loss-Pre-amplifier.(Above 1 GHz)

9. Margin=Limit- Level

Any report having not been signed by authorized approver, or having been altered without authorization, or having not been stamped by the "Dedicated Testing/Inspection Stamp" is deemed to be invalid. Copying or excerpting portion of, or altering the content of the report is not permitted without the written authorization of AGC. The test results presented in the report apply only to the tested sample. Any objections to report issued by AGC should be submitted to AGC within 15days after the issuance of the test report. Further enquiry of validity or verification of the test report should be addressed to AGC by agc@agc-cert.com.

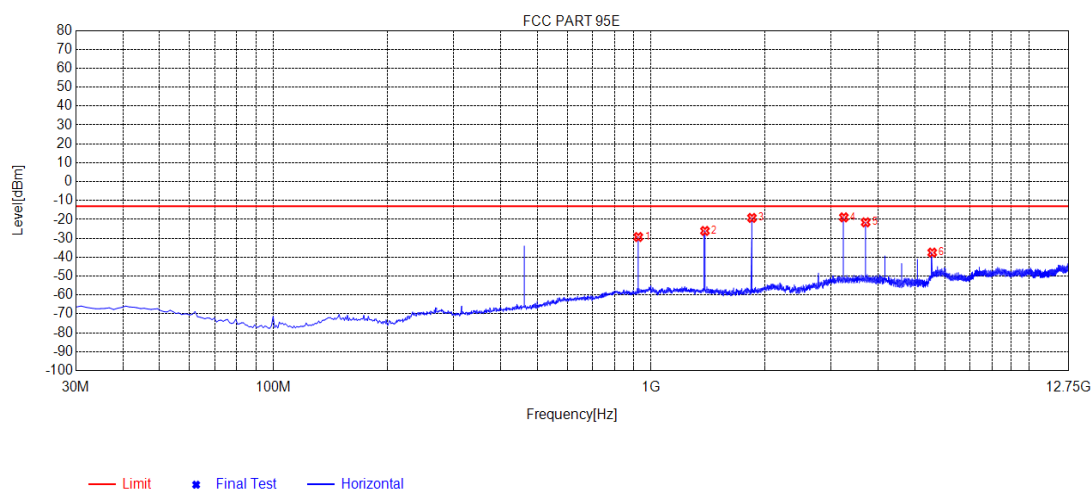
Attestation of Global Compliance(Shenzhen)Co., Ltd

Attestation of Global Compliance(Shenzhen)Std & Tech Co., Ltd

Tel: +86-755 2523 4088 E-mail: agc@agc-cert.com Web: http://cn.agc-cert.com/



### Measurement Result for 12.5 KHz Channel Separation @ 467.6500MHz-7W-Horizontal



NO.	Freq. [MHz]	Reading [dBm]	Level [dBm]	Limit [dBm]	Margin [dB]	Factor [dB]	Angle [°]	Polarity
1	925.3100	-72.78	-29.29	-13.00	16.29	43.49	276	Horizontal
2	1388.9639	-22.64	-26.08	-13.00	13.08	-3.44	350	Horizontal
3	1849.6100	-18.60	-19.19	-13.00	6.19	-0.59	0	Horizontal
4	3238.5989	-22.61	-18.90	-13.00	5.90	3.71	0	Horizontal
5	3700.4200	-25.96	-21.55	-13.00	8.55	4.41	118	Horizontal
6	5551.2301	-46.65	-37.54	-13.00	24.54	9.11	71	Horizontal

#### Note:

- Factor=Antenna Factor + Cable loss. (Below 1GHz)
- Factor=Antenna Factor+ Cable loss-Pre-amplifier.(Above 1 GHz)
- Margin=Limit- Level

Any report having not been signed by authorized approver, or having been altered without authorization, or having not been stamped by the "Dedicated Testing/Inspection Stamp" is deemed to be invalid. Copying or excerpting portion of, or altering the content of the report is not permitted without the written authorization of AGC. The test results presented in the report apply only to the tested sample. Any objections to report issued by AGC should be submitted to AGC within 15days after the issuance of the test report. Further enquiry of validity or verification of the test report should be addressed to AGC by agc@agc-cert.com.

Attestation of Global Compliance(Shenzhen)Co., Ltd

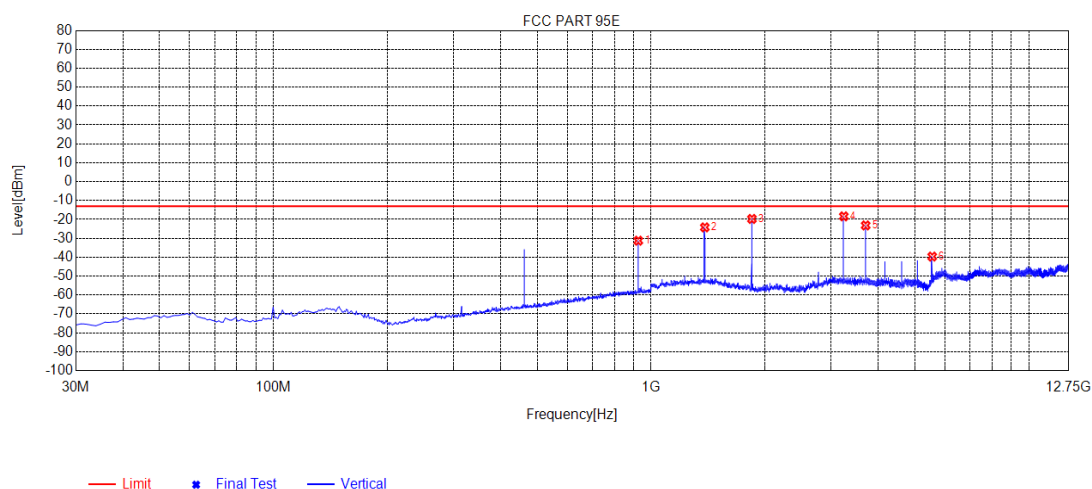
Attestation of Global Compliance(Shenzhen)Std & Tech Co., Ltd

Tel: +86-755 2523 4088 E-mail: agc@agc-cert.com Web: http://cn.agc-cert.com/





### Measurement Result for 12.5 KHz Channel Separation @ 467.6500MHz-7W-Vertical



NO.	Freq. [MHz]	Reading [dBm]	Level [dBm]	Limit [dBm]	Margin [dB]	Factor [dB]	Angle [°]	Polarity
1	925.3100	-74.83	-31.26	-13.00	18.26	43.57	344	Vertical
2	1387.7888	-25.61	-24.20	-13.00	11.20	1.41	9	Vertical
3	1849.6100	-20.68	-19.74	-13.00	6.74	0.94	360	Vertical
4	3238.5989	-21.52	-18.38	-13.00	5.38	3.14	360	Vertical
5	3700.4200	-26.31	-23.16	-13.00	10.16	3.15	129	Vertical
6	5551.2301	-46.24	-39.66	-13.00	26.66	6.58	72	Vertical

#### Note:

10. Factor=Antenna Factor + Cable loss. (Below 1GHz)

11. Factor=Antenna Factor+ Cable loss-Pre-amplifier.(Above 1 GHz)

12. Margin=Limit- Level

Any report having not been signed by authorized approver, or having been altered without authorization, or having not been stamped by the "Dedicated Testing/Inspection Stamp" is deemed to be invalid. Copying or excerpting portion of, or altering the content of the report is not permitted without the written authorization of AGC. The test results presented in the report apply only to the tested sample. Any objections to report issued by AGC should be submitted to AGC within 15days after the issuance of the test report. Further enquiry of validity or verification of the test report should be addressed to AGC by agc@agc-cert.com.

Attestation of Global Compliance(Shenzhen)Co., Ltd

Attestation of Global Compliance(Shenzhen)Std & Tech Co., Ltd

Tel: +86-755 2523 4088 E-mail: agc@agc-cert.com Web: http://cn.agc-cert.com/



## 7.5 EMISSION MASK PLOT

Standard Applicable [FCC Part 95.1779] GMRS: Unwanted emissions shall be attenuated below the unmodulated carrier power in accordance with the following:

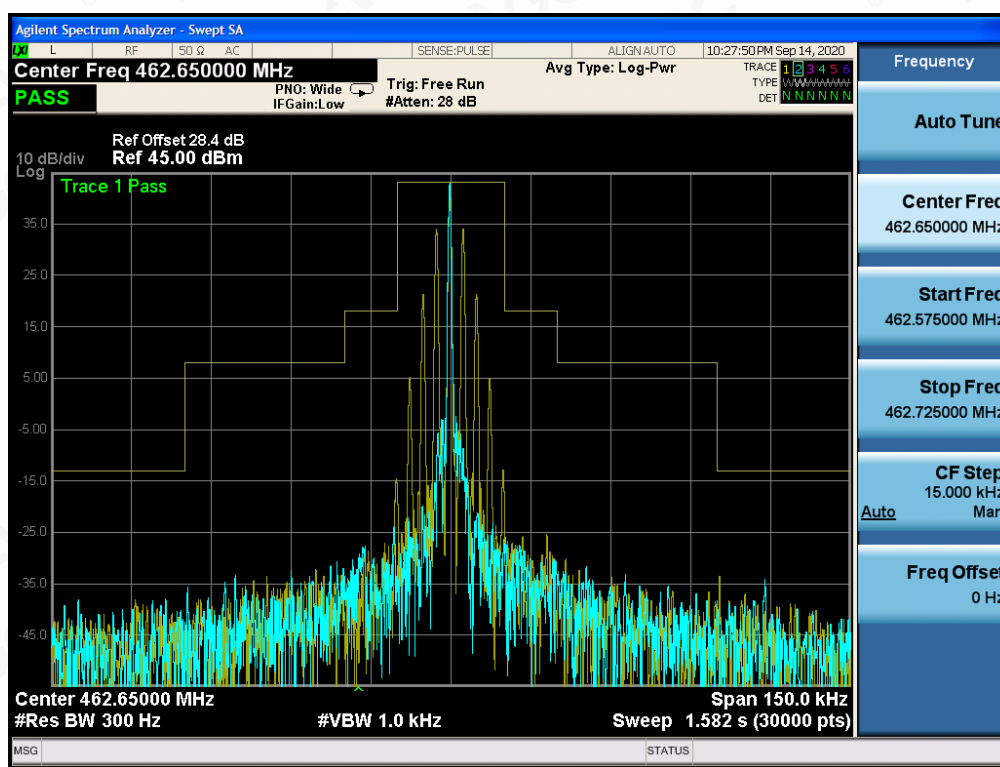
- (1) At least 25 dB (decibels) on any frequency removed from the center of the authorized bandwidth by more than 50 %up to and including 100% of the authorized bandwidth.
- (2) At least 35 dB on any frequency removed from the center of the authorized bandwidth by more than 100 % up to and including 250 % of the authorized bandwidth.
- (3) At least  $43 + 10 \log_{10}(T)$  dB on any frequency removed from the center of the authorized bandwidth by more than 250 %.

The detailed procedure employed for Emission Mask measurements are specified as following:

- The transmitter shall be modulated by a 2.5 kHz audio signal,
- The level of the audio signal employed is 16 dB greater than that necessary to produce 50% of rated system deviation. Rated system deviation is 2.5 kHz.

### CHANNEL 19:

#### The Worst Emission Mask for channel 12 -20W-12.5K



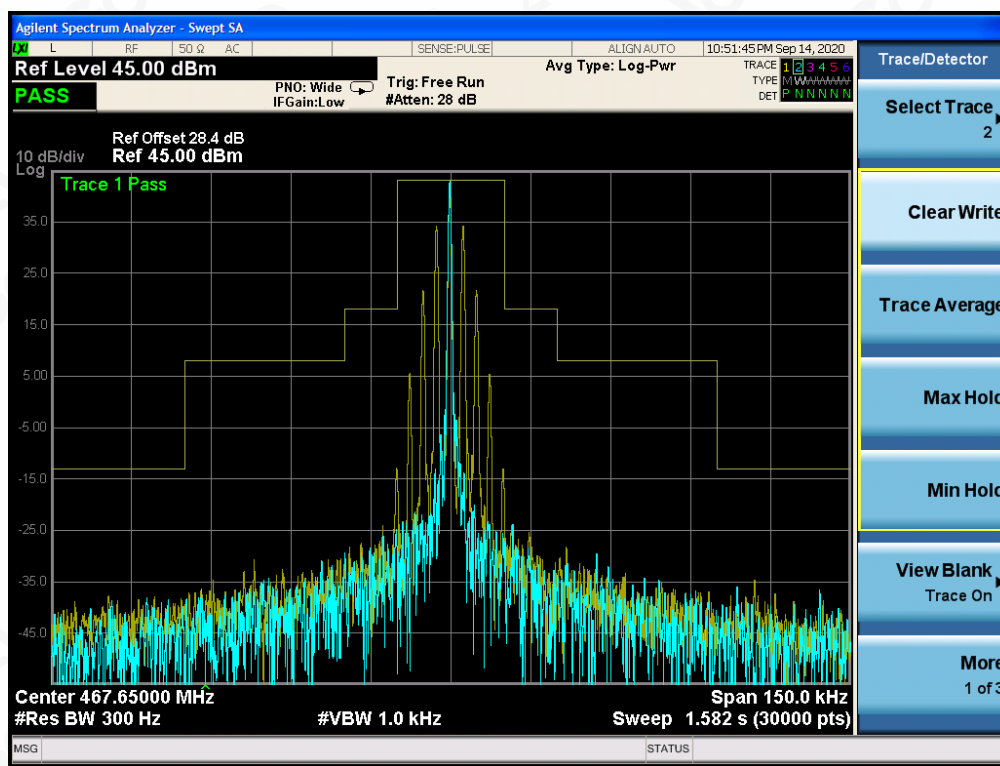
Any report having not been signed by authorized approver, or having been altered without authorization, or having not been stamped by the "Dedicated Testing/Inspection Stamp" is deemed to be invalid. Copying or excerpting portion of, or altering the content of the report is not permitted without the written authorization of AGC. The test results presented in the report apply only to the tested sample. Any objections to report issued by AGC should be submitted to AGC within 15 days after the issuance of the test report. Further enquiry of validity or verification of the test report should be addressed to AGC by agc@agc-cert.com.

Attestation of Global Compliance(Shenzhen)Co., Ltd  
Attestation of Global Compliance(Shenzhen)Std & Tech Co., Ltd  
Tel: +86-755 2523 4088 E-mail: agc@agc-cert.com Web: http://cn.agc-cert.com/



CHANNEL 27:

**The Worst Emission Mask for channel 20-20W-12.5K**



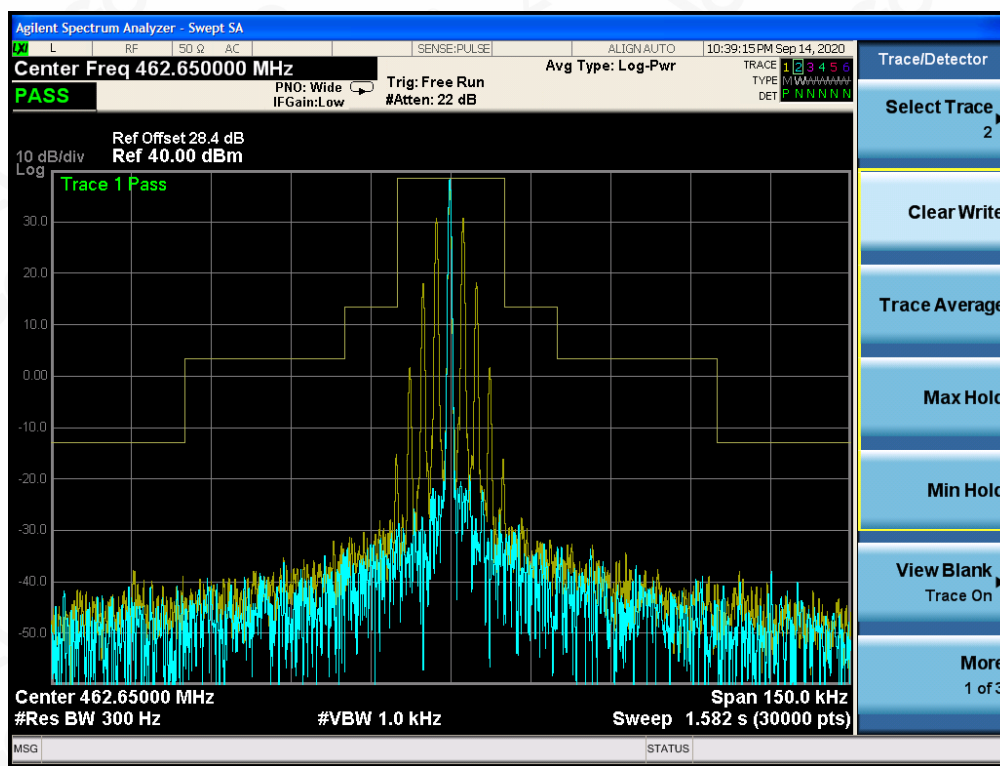
Any report having not been signed by authorized approver, or having been altered without authorization, or having not been stamped by the "Dedicated Testing/Inspection Stamp" is deemed to be invalid. Copying or excerpting portion of, or altering the content of the report is not permitted without the written authorization of AGC. The test results presented in the report apply only to the tested sample. Any objections to report issued by AGC should be submitted to AGC within 15 days after the issuance of the test report. Further enquiry of validity or verification of the test report should be addressed to AGC by agc@agc-cert.com.

Attestation of Global Compliance(Shenzhen)Co., Ltd  
Attestation of Global Compliance(Shenzhen)Std & Tech Co., Ltd  
Tel: +86-755 2523 4088 E-mail: agc@agc-cert.com Web: http://cn.agc-cert.com/



CHANNEL 19:

The Worst Emission Mask for channel 12 -7W-12.5K



Any report having not been signed by authorized approver, or having been altered without authorization, or having not been stamped by the "Dedicated Testing/Inspection Stamp" is deemed to be invalid. Copying or excerpting portion of, or altering the content of the report is not permitted without the written authorization of AGC. The test results presented in the report apply only to the tested sample. Any objections to report issued by AGC should be submitted to AGC within 15days after the issuance of the test report. Further enquiry of validity or verification of the test report should be addressed to AGC by agc@agc-cert.com.

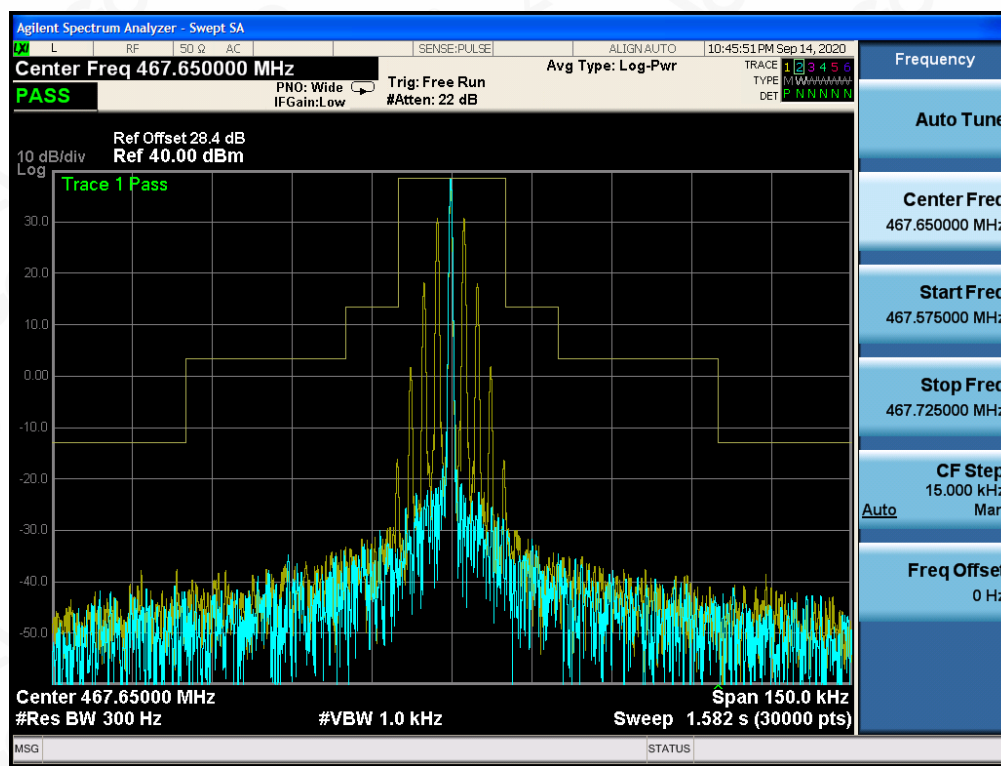
Attestation of Global Compliance(Shenzhen)Co., Ltd  
Attestation of Global Compliance(Shenzhen)Std & Tech Co., Ltd  
Tel: +86-755 2523 4088 E-mail: agc@agc-cert.com Web: http://cn.agc-cert.com/





CHANNEL 27:

The Worst Emission Mask for channel 20-7W-12.5K



Any report having not been signed by authorized approver, or having been altered without authorization, or having not been stamped by the "Dedicated Testing/Inspection Stamp" is deemed to be invalid. Copying or excerpting portion of, or altering the content of the report is not permitted without the written authorization of AGC. The test results presented in the report apply only to the tested sample. Any objections to report issued by AGC should be submitted to AGC within 15 days after the issuance of the test report. Further enquiry of validity or verification of the test report should be addressed to AGC by agc@agc-cert.com.

Attestation of Global Compliance(Shenzhen)Co., Ltd  
Attestation of Global Compliance(Shenzhen)Std & Tech Co., Ltd  
Tel: +86-755 2523 4088 E-mail: agc@agc-cert.com Web: http://cn.agc-cert.com/



## 8. AUDIO LOW PASS FILTER RESPONSE

### 8.1.PROVISIONS APPLICABLE

§95.1775 GMRS modulation requirements

Audio filter. Each GMRS transmitter type must include audio frequency low pass filtering, unless it complies with the applicable paragraphs of §95.1779 (without filtering).


The filter must be between the modulation limiter and the modulated stage of the transmitter.

At any frequency ( $f$  in kHz) between 3 and 20 kHz, the filter must have an attenuation of at least  $60 \log(f/3)$  dB more than the attenuation at 1 kHz. Above 20 kHz, it must have an attenuation of at least 50 dB more than the attenuation at 1 kHz

### 8.2.TEST PROCEDURE

- (1) The DUT transmitter output port was connected to Modulation Analyzer.
- (2) Path loss for the measurement included.
- (3) Press 23.1SPCL on modulation analyzer to enable the external LO from Sigen.
- (4) Set the Sigen frequency to  $F_c + 1.5\text{MHz}$ , RF output level to 0dBm without modulation.
- (5) Transmit the radio and set the audio analyzer to 1 kHz audio frequency and 60% of the maximum deviation.
- (6) Up the amplitude by 20dB.
- (7) On DSA, get the reference point to 0dB.
- (8) Vary the frequency on audio analyzer from 3 kHz to 30 kHz, record the audio tone from DSA.

### 8.3 TEST CONFIGURATION



Any report having not been signed by authorized approver, or having been altered without authorization, or having not been stamped by the "Dedicated Testing/Inspection Stamp" is deemed to be invalid. Copying or excerpting portion of, or altering the content of the report is not permitted without the written authorization of AGC. The test results presented in the report apply only to the tested sample. Any objections to report issued by AGC should be submitted to AGC within 15 days after the issuance of the test report. Further enquiry of validity or verification of the test report should be addressed to AGC by agc@agc-cert.com.

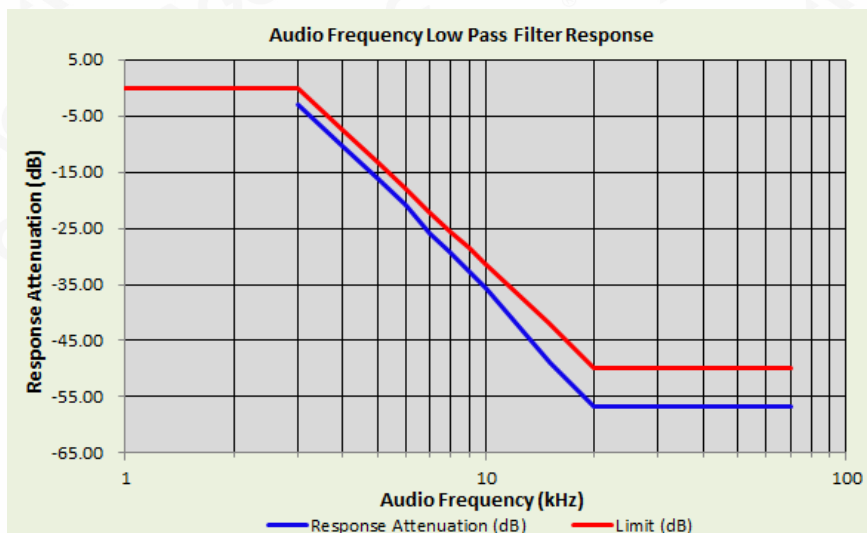
Attestation of Global Compliance(Shenzhen)Co., Ltd  
Attestation of Global Compliance(Shenzhen)Std & Tech Co., Ltd  
Tel: +86-755 2523 4088 E-mail: agc@agc-cert.com Web: http://cn.agc-cert.com/



## 8.4 TEST RESULT

### TEST CHANNEL: 19

Audio Frequency (kHz)	Response Attenuation (dB)	Limit (dB)
1	0	/
3	-2.91	0.00
4	-10.42	-7.50
5	-16.23	-13.31
6	-20.98	-18.06
7	-25.95	-22.08
8	-29.43	-25.56
9	-32.88	-28.63
10	-35.62	-31.37
15	-48.72	-41.94
20	-56.78	-50.00
30	-56.78	-50.00
50	-56.78	-50.00
70	-56.78	-50.00



Note: All the modes had been tested, but only the worst data recorded in the report.

Any report having not been signed by authorized approver, or having been altered without authorization, or having not been stamped by the "Dedicated Testing/Inspection Stamp" is deemed to be invalid. Copying or excerpting portion of, or altering the content of the report is not permitted without the written authorization of AGC. The test results presented in the report apply only to the tested sample. Any objections to report issued by AGC should be submitted to AGC within 15 days after the issuance of the test report. Further enquiry of validity or verification of the test report should be addressed to AGC by agc@agc-cert.com.

Attestation of Global Compliance(Shenzhen)Co., Ltd  
Attestation of Global Compliance(Shenzhen)Std & Tech Co., Ltd  
Tel: +86-755 2523 4088 E-mail: agc@agc-cert.com Web: http://cn.agc-cert.com/



## 9. MAXIMUM TRANSMITTER POWER

### 9.1 PROVISIONS APPLICABLE

FCC Part 95.1767 For GMRS, the maximum permissible transmitter output power effective radiated power (e.r.p.) as follows.

This section contains transmitting power limits for GMRS stations. The maximum transmitting power depends on which channels are being used and the type of station.

(a)462/467 MHz main channels. The limits in this paragraph apply to stations transmitting on any of the 462 MHz main channels or any of the 467 MHz main channels. Each GMRS transmitter type must be capable of operating within the allowable power range. GMRS licensees are responsible for ensuring that their GMRS stations operate in compliance with these limits.

(1)The transmitter output power of mobile, repeater and base stations must not exceed 50 Watts.

(2)The transmitter output power of fixed stations must not exceed 15 Watts.

(b)462 MHz interstitial channels. The effective radiated power (ERP) of mobile, hand-held portable and base stations transmitting on the 462 MHz interstitial channels must not exceed 5 Watts.

(c)467 MHz interstitial channels. The effective radiated power (ERP) of hand-held portable units transmitting on the 467 MHz interstitial channels must not exceed 0.5 Watt. Each GMRS transmitter type capable of transmitting on these channels must be designed such that the ERP does not exceed 0.5 Watt.

Any report having not been signed by authorized approver, or having been altered without authorization, or having not been stamped by the "Dedicated Testing/Inspection Stamp" is deemed to be invalid. Copying or excerpting portion of, or altering the content of the report is not permitted without the written authorization of AGC. The test results presented in the report apply only to the tested sample. Any objections to report issued by AGC should be submitted to AGC within 15days after the issuance of the test report. Further enquiry of validity or verification of the test report should be addressed to AGC by [agc@agc-cert.com](mailto:agc@agc-cert.com).

Attestation of Global Compliance(Shenzhen)Co., Ltd

Attestation of Global Compliance(Shenzhen)Std & Tech Co., Ltd

Tel: +86-755 2523 4088 E-mail: [agc@agc-cert.com](mailto:agc@agc-cert.com) Web: <http://cn.agc-cert.com/>





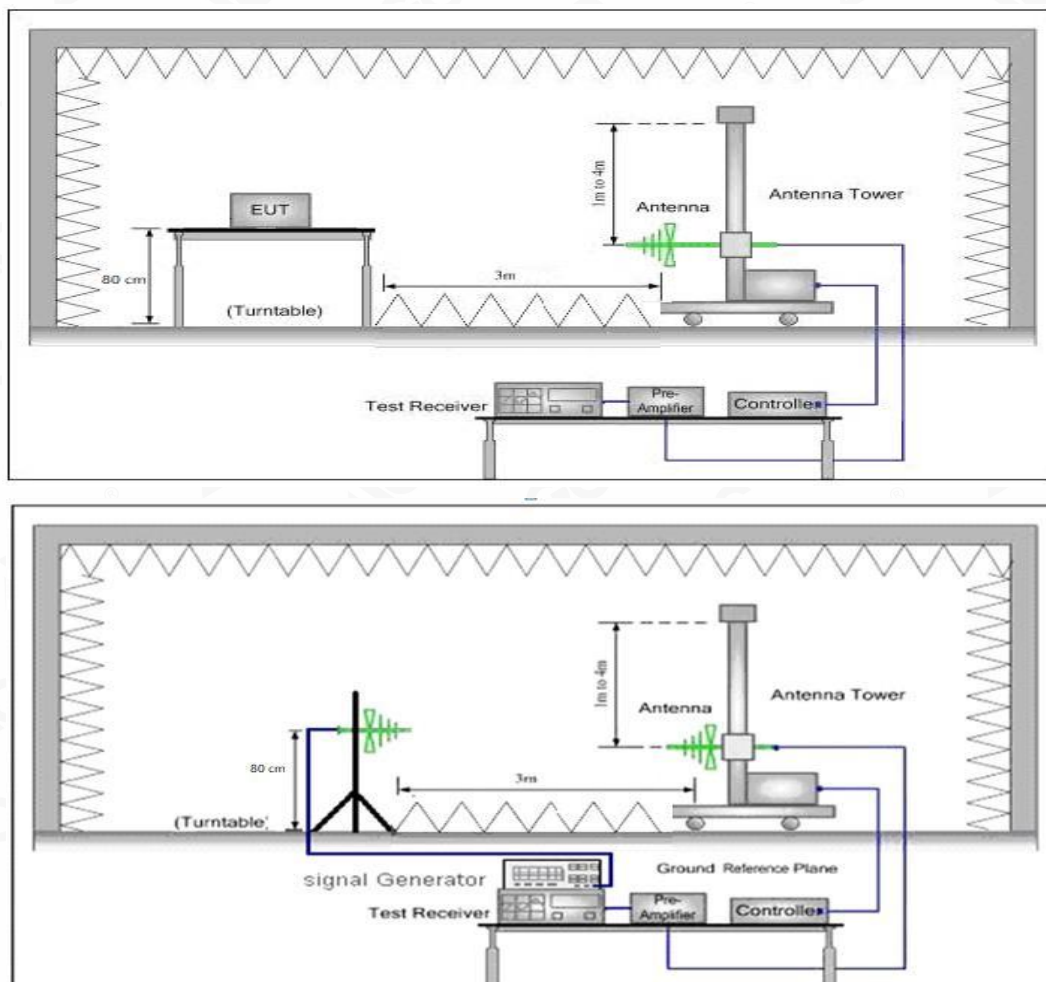
## 9.2 TEST PROCEDURE

- (1) EUT was placed on a 0.8 meter high non-conductive stand at a 3 meter test distance from the receive antenna. A receiving antenna was placed on the antenna mast 3 meters from the EUT for emission measurements. The disturbance of the transmitter was maximized on the test receiver display by raising and lowering from 1m to 4m the receive antenna and by rotating through 360° the turntable. After the fundamental emission was maximized, a field strength measurement was made. The radiated emission measurements of all transmit frequencies in all channels were measured with peak detector
  - (2) A log-periodic antenna or double-ridged waveguide horn antenna shall be substituted in place of the EUT. The log-periodic antenna will be driven by a signal generator and the level will be adjusted till the same power value on the spectrum analyzer or receiver. The level of the spurious emissions can be calculated through the level of the signal generator, cable loss, the gain of the substitution antenna and the reading of the spectrum analyzer or receiver
  - (3) The EUT is then put into continuously transmitting mode at its maximum power level during the test. Set Test Receiver or Spectrum RBW=100kHz, VBW=300kHz for 30MHz to 1GHz, And the maximum value of the receiver should be recorded as (Pr).
  - (4) The EUT shall be replaced by a substitution antenna. In the chamber, an substitution antenna for the frequency band of interest is placed at the reference point of the chamber. An RF Signal source for the frequency band of interest is connected to the substitution antenna with a cable that has been constructed to not interfere with the radiation pattern of the antenna. A power (PMea) is applied to the input of the substitution antenna, and adjust the level of the signal generator output until the value of the receiver reach the previously recorded (Pr). The power of signal source (PMea) is recorded. The test should be performed by rotating the test item and adjusting the receiving antenna polarization.
  - (5) A amplifier should be connected to the Signal Source output port. And the cable should be connect between the Amplifier and the Substitution Antenna. The cable loss (Pcl) ,the Substitution Antenna Gain (Ga) and the Amplifier Gain (PAg) should be recorded after test.
- The measurement results are obtained as described below:  $\text{Power(EIRP)} = \text{PMea} - \text{PAg} - \text{Pcl} - \text{Ga}$  The measurement results are amend as described below:
- $\text{Power(EIRP)} = \text{PMea} - \text{Pcl} - \text{Ga}$
- (6) This value is EIRP since the measurement is calibrated using an antenna of known gain (2.15 dBi) and known input power.
  - (7) ERP can be calculated from EIRP by subtracting the gain of the dipole,  $\text{ERP} = \text{EIRP} - 2.15\text{dBi}$ .
  - (8) Test the EUT in the lowest channel, the middle channel the Highest channel

### 9.3 TEST CONFIGURATION

#### Effective Radiated Power

#### Radiated Below 1GHz

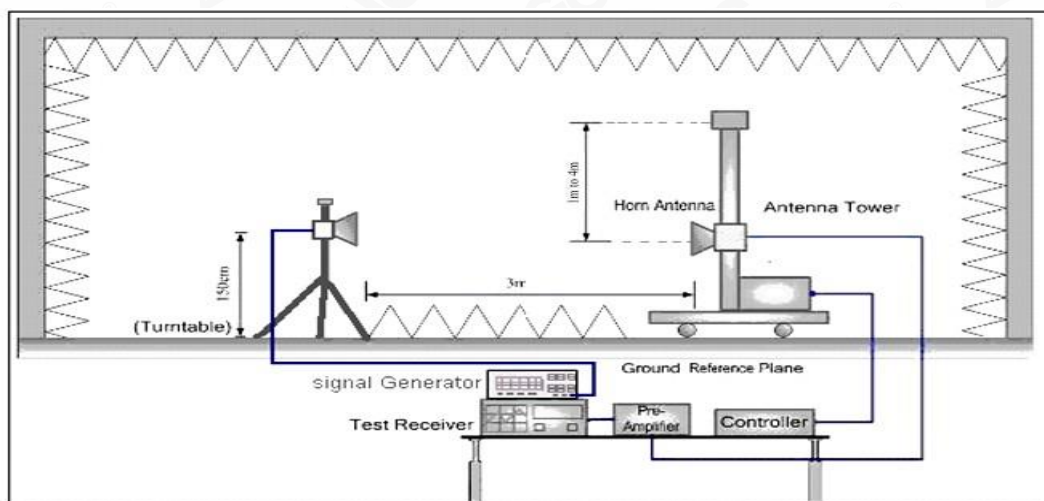
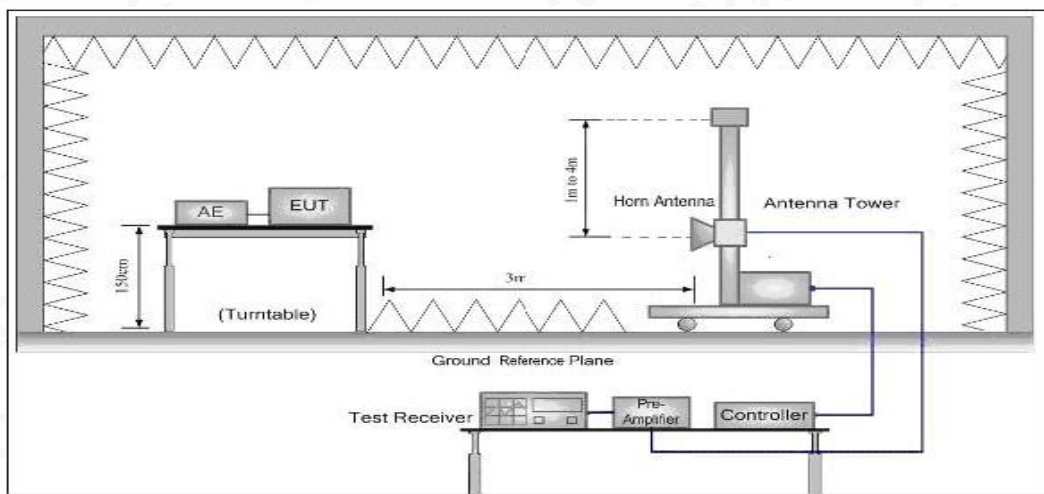


Any report having not been signed by authorized approver, or having been altered without authorization, or having not been stamped by the "Dedicated Testing/Inspection Stamp" is deemed to be invalid. Copying or excerpting portion of, or altering the content of the report is not permitted without the written authorization of AGC. The test results presented in the report apply only to the tested sample. Any objections to report issued by AGC should be submitted to AGC within 15days after the issuance of the test report. Further enquiry of validity or verification of the test report should be addressed to AGC by agc@agc-cert.com.

Attestation of Global Compliance(Shenzhen)Co., Ltd  
 Attestation of Global Compliance(Shenzhen)Std & Tech Co., Ltd  
 Tel: +86-755 2523 4088 E-mail: agc@agc-cert.com Web: <http://cn.agc-cert.com/>



### Radiated Above 1 GHz



Any report having not been signed by authorized approver, or having been altered without authorization, or having not been stamped by the "Dedicated Testing/Inspection Stamp" is deemed to be invalid. Copying or excerpting portion of, or altering the content of the report is not permitted without the written authorization of AGC. The test results presented in the report apply only to the tested sample. Any objections to report issued by AGC should be submitted to AGC within 15days after the issuance of the test report. Further enquiry of validity or verification of the test report should be addressed to AGC by agc@agc-cert.com.

Attestation of Global Compliance(Shenzhen)Co., Ltd  
Attestation of Global Compliance(Shenzhen)Std & Tech Co., Ltd  
Tel: +86-755 2523 4088 E-mail: agc@agc-cert.com Web: <http://cn.agc-cert.com/>





## 9.4 TEST RESULT

The maximum Power (CP) for UHF is

Analog: 20W/7W for 12.5 KHz Channel Separation

Calculation Formula:  $CP = R + A + L$

\* Note:

CP: The final Conducted Power

R : The reading value from spectrum analyzer

A : The attenuation value of the used attenuator

L : The loss of all connection cables

## ERP RESULT:

Frequency	Reading Level	Antenna	S.G.	Cable Loss	Ant.Gain	Emission Level	Emission Level	Limit	Margin
(MHz)	(dBuv/m)	Polarization	(dBm)	(dB)	(dBi)	(dBm)	(W)	(W)	(W)
ChannelSeparation:12.5KHz-20W									
462.6500	111.86	V	36.63	0.38	6.6	42.85	19.28	50	30.72
462.6500	111.75	H	36.52	0.38	6.6	42.74	18.79	50	31.21
467.6500	111.82	V	36.59	0.38	6.6	42.81	19.10	50	30.90
467.6500	111.78	H	36.55	0.38	6.6	42.77	18.92	50	31.08
ChannelSeparation:12.5KHz-7W									
462.6500	107.36	V	32.13	0.38	6.6	38.35	6.84	50	43.16
462.6500	107.23	H	32.00	0.38	6.6	38.22	6.64	50	43.36
467.6500	107.32	V	32.09	0.38	6.6	38.31	6.78	50	43.22
467.6500	107.18	H	31.95	0.38	6.6	38.17	6.56	50	43.44

## NOTE:

Calculation Formula:

Emission Level(dBm) = S.G.(dBm)- Cable Loss(dB)+ Ant.Gain(dBi)

The Ant. Gain including the correct factor 2.15.

Margin(dB) = Limit(dBm)- Emission Level(dBm)

Any report having not been signed by authorized approver, or having been altered without authorization, or having not been stamped by the "Dedicated Testing/Inspection Stamp" is deemed to be invalid. Copying or excerpting portion of, or altering the content of the report is not permitted without the written authorization of AGC. The test results presented in the report apply only to the tested sample. Any objections to report issued by AGC should be submitted to AGC within 15days after the issuance of the test report. Further enquiry of validity or verification of the test report should be addressed to AGC by agc@agc-cert.com.

Attestation of Global Compliance(Shenzhen)Co., Ltd

Attestation of Global Compliance(Shenzhen)Std & Tech Co., Ltd

Tel: +86-755 2523 4088 E-mail: agc@agc-cert.com Web: http://cn.agc-cert.com/





## 10.SPURIOUS EMISSION ON ANTENNA PORT

### 10.1 PROVISIONS APPLICABLE

Please refer to FCC 47 CFR 2.1051, 2.1057 & 95.1779 for specification details.

Emissions shall be attenuated below the mean output power of the transmitter as follows:

FCC Rules	Attenuation Limit (dBc)
§ 95.1779	At least $43 + 10 \log (P)$ dB

$43 + 10 \log (P_{\text{watts}})$

Note: In general, the worse case attenuation requirement shown above was applied.

Calculation: Limit (dBm) =  $EL - 43 - 10 \log_{10} (TP)$

EL is the emission level of the Output Power expressed in dBm,


In this application, the EL is P (dBm)

Limit (dBm) =  $P (\text{dBm}) - 43 - 10 \log (P_{\text{watts}}) = -13 \text{ dBm}$

### 10.2 TEST PROCEDURE

1. The RF output of the EUT was connected to a spectrum analyzer through appropriate attenuation.
2. The resolution bandwidth of the spectrum analyzer was set to 100 kHz. Sufficient scans were taken to show any out of band emission up to 10th . Harmonic for the lower and the highest frequency range.
3. Set RBW 100 kHz, VBW 300 kHz in the frequency band 30MHz to 1GHz, while set RBW=1MHz. VBW=3MHz from the 1GHz to 10th Harmonic.
4. The audio input was set the unmodulated carrier, the resulting picture is print out for each channel separation.

### 10.3 TEST CONFIGURATION



Any report having not been signed by authorized approver, or having been altered without authorization, or having not been stamped by the "Dedicated Testing/Inspection Stamp" is deemed to be invalid. Copying or excerpting portion of, or altering the content of the report is not permitted without the written authorization of AGC. The test results presented in the report apply only to the tested sample. Any objections to report issued by AGC should be submitted to AGC within 15 days after the issuance of the test report. Further enquiry of validity or verification of the test report should be addressed to AGC by [agc@agc-cert.com](mailto:agc@agc-cert.com).

Attestation of Global Compliance(Shenzhen)Co., Ltd

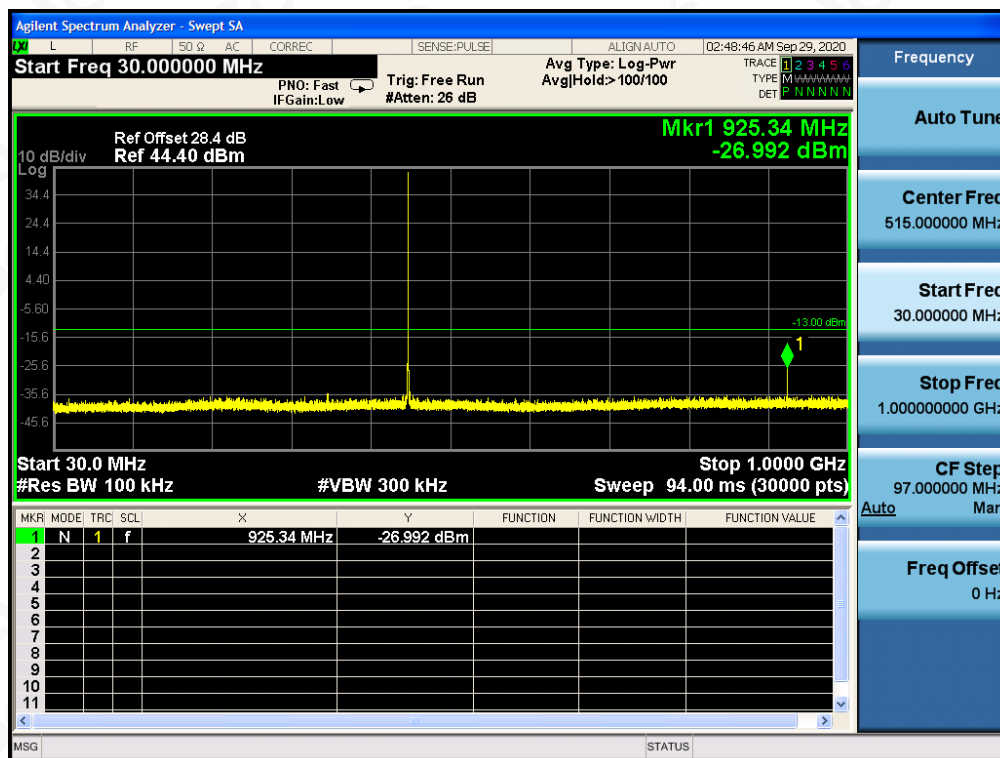
Attestation of Global Compliance(Shenzhen)Std & Tech Co., Ltd

Tel: +86-755 2523 4088 E-mail: [agc@agc-cert.com](mailto:agc@agc-cert.com) Web: <http://cn.agc-cert.com/>

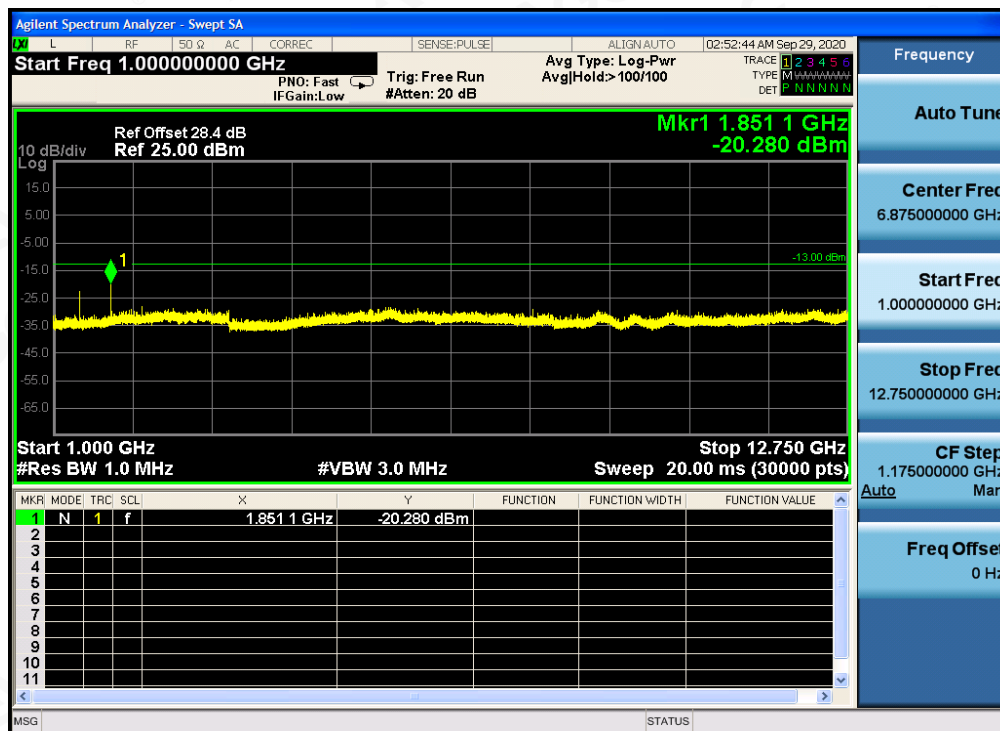


## 10.4 TEST RESULT

### Conducted Spurious Emission (worst) @462.6500MHz With 12.5 KHz Channel Separation-20W 30MHz-1GHz



### Conducted Spurious Emission (worst) @ 462.6500MHz With 12.5 KHz Channel Separation-20W 1GHz-12.75GHz

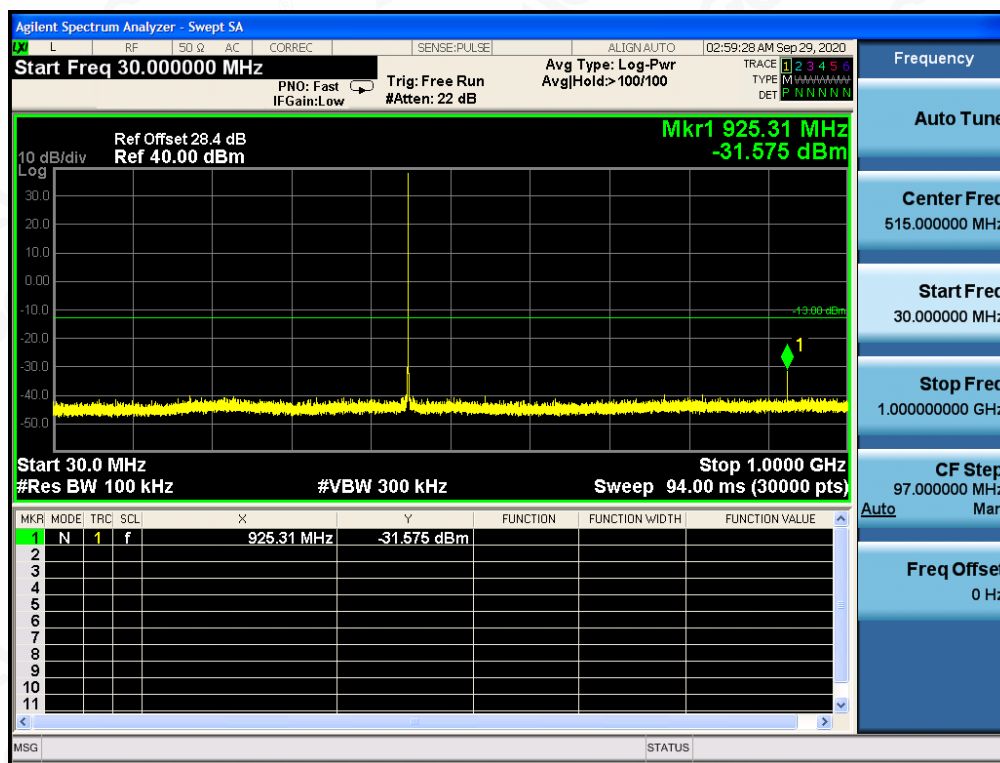


Any report having not been signed by authorized approver, or having been altered without authorization, or having not been stamped by the "Dedicated Testing/Inspection Stamp" is deemed to be invalid. Copying or excerpting portion of, or altering the content of the report is not permitted without the written authorization of AGC. The test results presented in the report apply only to the tested sample. Any objections to report issued by AGC should be submitted to AGC within 15 days after the issuance of the test report. Further enquiry of validity or verification of the test report should be addressed to AGC by agc@agc-cert.com.

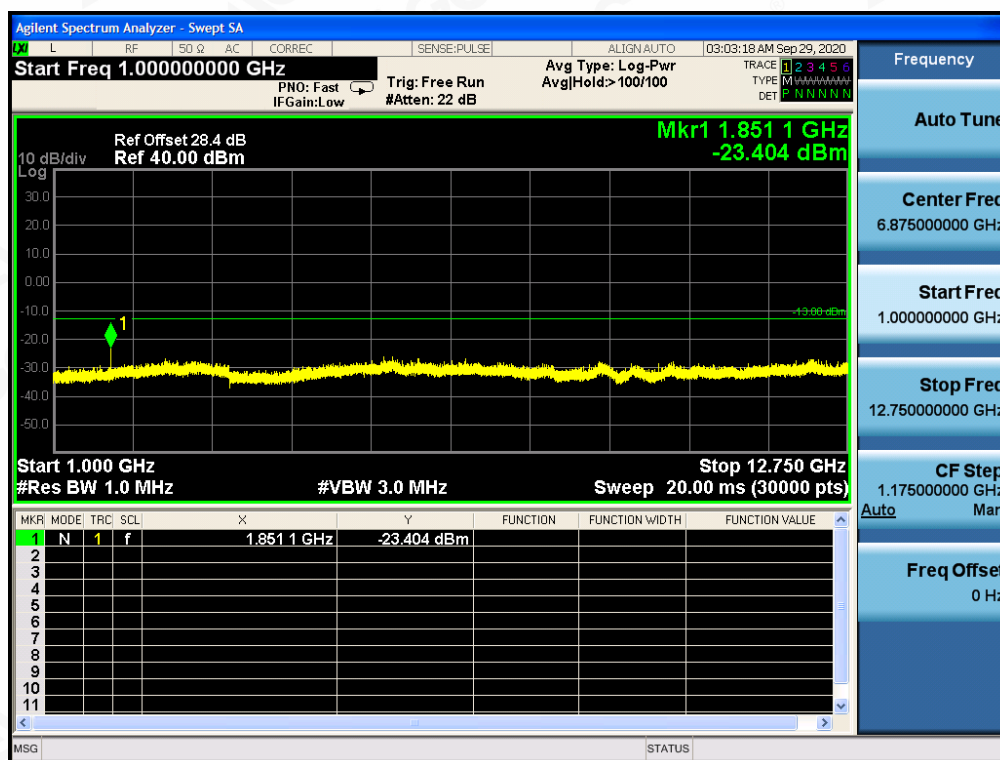
Attestation of Global Compliance(Shenzhen)Co., Ltd  
Attestation of Global Compliance(Shenzhen)Std & Tech Co., Ltd  
Tel: +86-755 2523 4088 E-mail: agc@agc-cert.com Web: <http://cn.agc-cert.com/>



### Conducted Spurious Emission (worst) @462.6500MHz With 12.5 KHz Channel Separation-7W 30MHz-1GHz



### Conducted Spurious Emission (worst) @ 462.6500MHz With 12.5 KHz Channel Separation-7W 1GHz-12.75GHz



Any report having not been signed by authorized approver, or having been altered without authorization, or having not been stamped by the "Dedicated Testing/Inspection Stamp" is deemed to be invalid. Copying or excerpting portion of, or altering the content of the report is not permitted without the written authorization of AGC. The test results presented in the report apply only to the tested sample. Any objections to report issued by AGC should be submitted to AGC within 15days after the issuance of the test report. Further enquiry of validity or verification of the test report should be addressed to AGC by agc@agc-cert.com.

Attestation of Global Compliance(Shenzhen)Co., Ltd

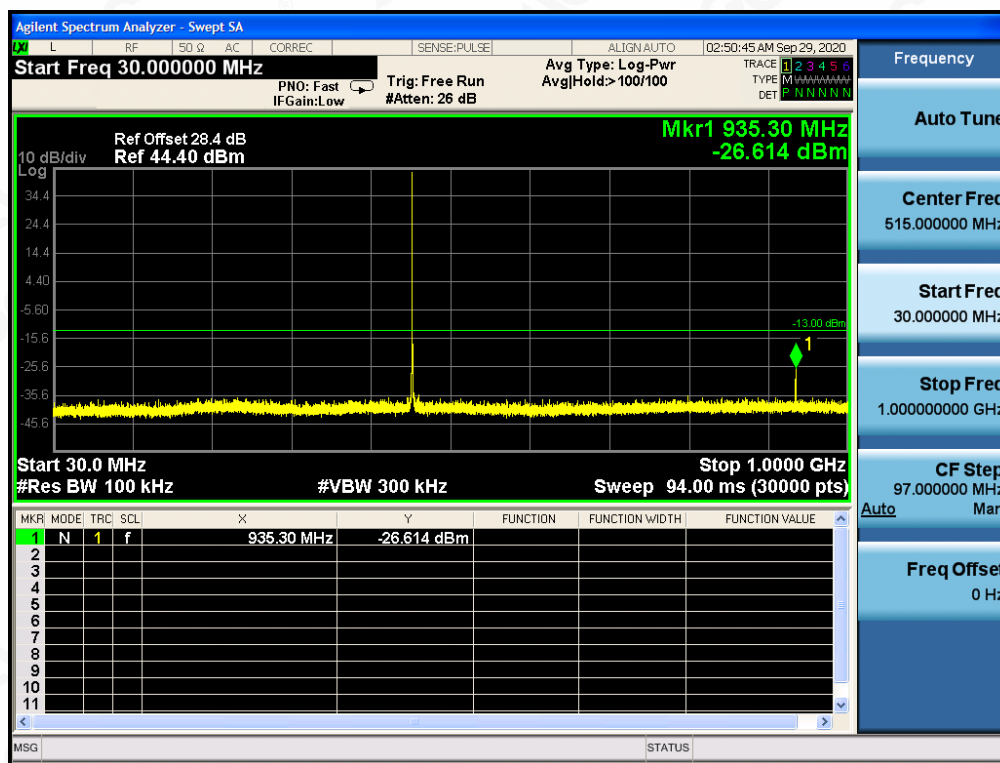
Attestation of Global Compliance(Shenzhen)Std & Tech Co., Ltd

Tel: +86-755 2523 4088 E-mail: agc@agc-cert.com Web: http://cn.agc-cert.com/

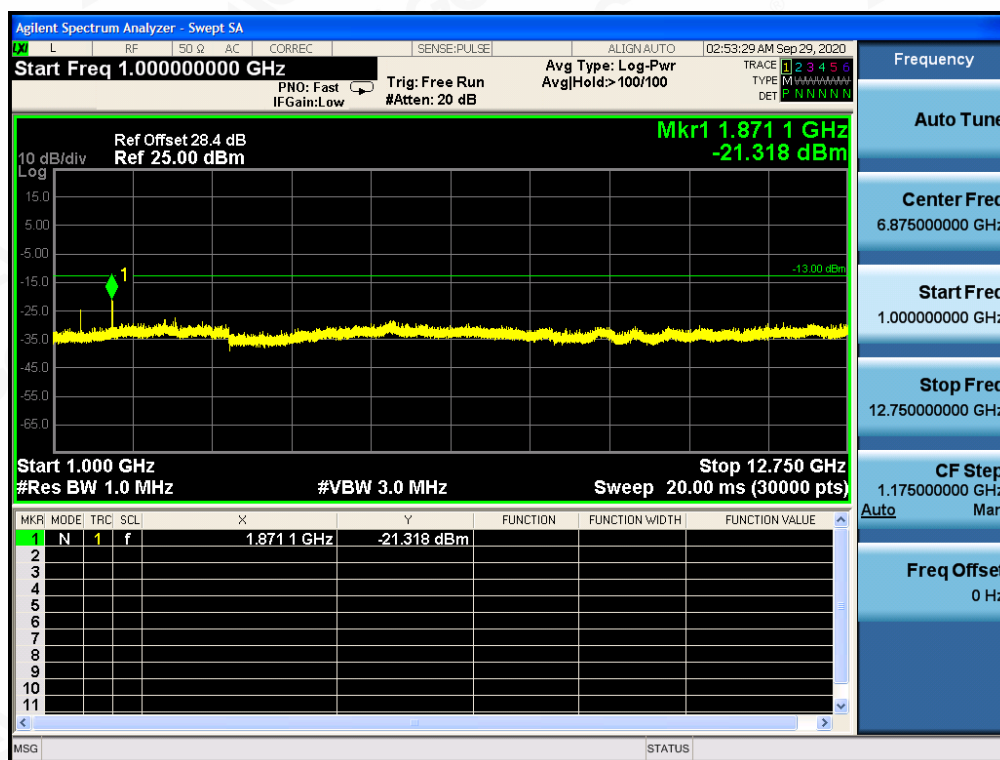




## Conducted Spurious Emission (worst) @467.6500MHz With 12.5 KHz Channel Separation-20W 30MHz-1GHz



## Conducted Spurious Emission (worst) @ 467.6500MHz With 12.5 KHz Channel Separation-20W 1GHz-12.75GHz



Any report having not been signed by authorized approver, or having been altered without authorization, or having not been stamped by the "Dedicated Testing/Inspection Stamp" is deemed to be invalid. Copying or excerpting portion of, or altering the content of the report is not permitted without the written authorization of AGC. The test results presented in the report apply only to the tested sample. Any objections to report issued by AGC should be submitted to AGC within 15days after the issuance of the test report. Further enquiry of validity or verification of the test report should be addressed to AGC by agc@agc-cert.com.

Attestation of Global Compliance(Shenzhen)Co., Ltd

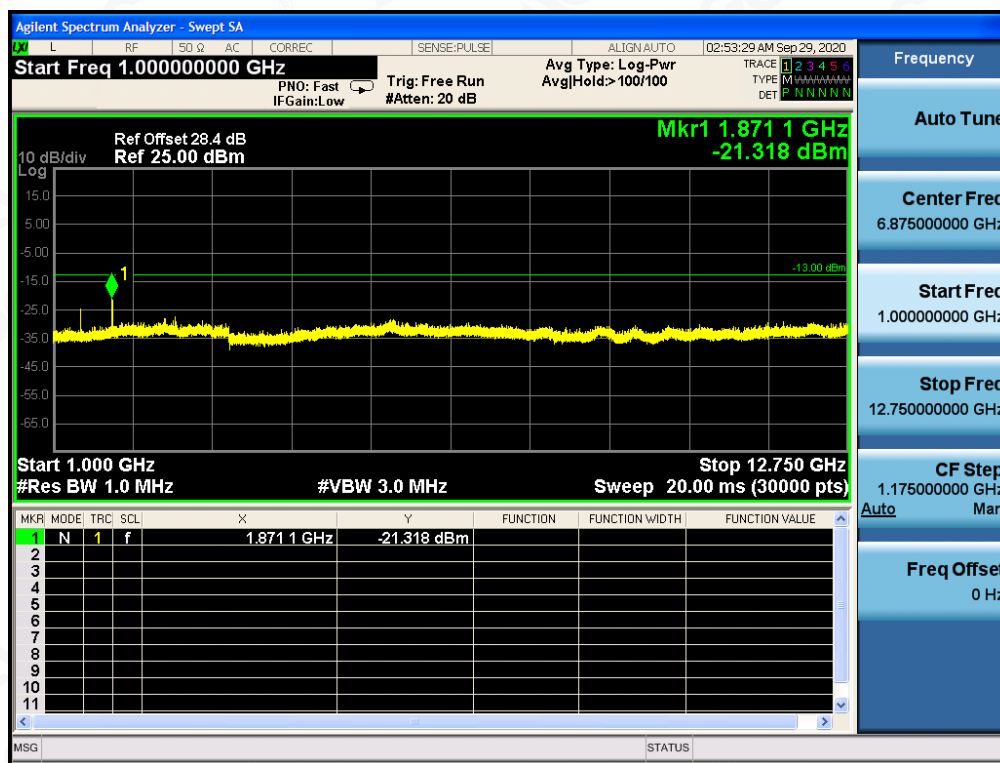
Attestation of Global Compliance(Shenzhen)Std & Tech Co., Ltd

Tel: +86-755 2523 4088 E-mail: agc@agc-cert.com Web: http://cn.agc-cert.com/

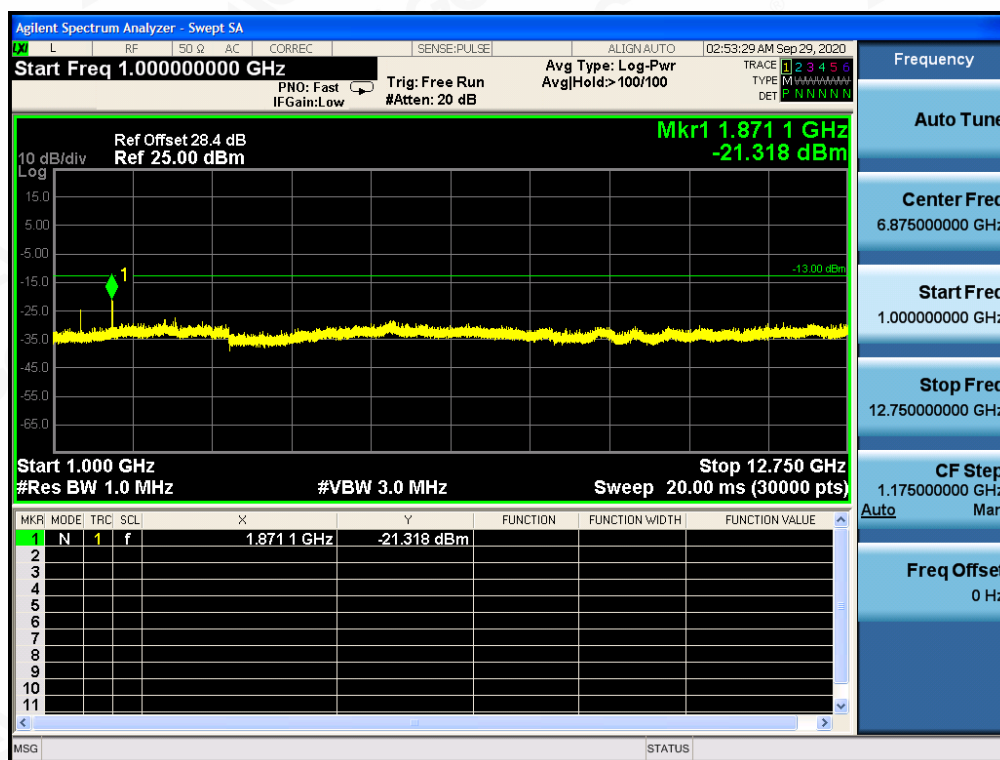




### Conducted Spurious Emission (worst) @467.6500MHz With 12.5 KHz Channel Separation-7W 30MHz-1GHz



### Conducted Spurious Emission (worst) @ 467.6500MHz With 12.5 KHz Channel Separation-7W 1GHz-12.75GHz



Any report having not been signed by authorized approver, or having been altered without authorization, or having not been stamped by the "Dedicated Testing/Inspection Stamp" is deemed to be invalid. Copying or excerpting portion of, or altering the content of the report is not permitted without the written authorization of AGC. The test results presented in the report apply only to the tested sample. Any objections to report issued by AGC should be submitted to AGC within 15days after the issuance of the test report. Further enquiry of validity or verification of the test report should be addressed to AGC by agc@agc-cert.com.

Attestation of Global Compliance(Shenzhen)Co., Ltd

Attestation of Global Compliance(Shenzhen)Std & Tech Co., Ltd

Tel: +86-755 2523 4088 E-mail: agc@agc-cert.com Web: http://cn.agc-cert.com/



## 11. MODULATION CHARACTERISTICS

### 11.1 PROVISIONS APPLICABLE

According to [FCC Part 95.1775, Part 2.1047(a)], for Voice Modulation Communication Equipment, the frequency response of the audio modulation circuit over a range of 100 to 5000Hz shall be measured.

Part 95.1775(a) A GMRS unit that transmits emission type F3E must not exceed a peak frequency deviation of plus or minus 2.5 kHz, and the audio frequency response must not exceed 3.125 kHz.

Part 2.1047(a) A curve or equivalent data showing the frequency response of the audio modulating circuit over a range of 100 to 5000Hz shall be submitted. For equipment required to have an audio low-pass filter, a curve showing the frequency response of the filter, or of all circuitry installed between the modulation limiter and the modulated stage shall be submitted.

### 11.2 MEASUREMENT METHOD


#### 11.2.1 Modulation Limit

- (1). Configure the EUT as shown in figure 1, adjust the audio input for 60% of rated system deviation at 1KHz using this level as a reference (0dB) and vary the input level from -20 to +20dB. Record the frequency deviation obtained as a function of the input level.
- (2). Repeat step 1 with input frequency changing to 300, 1000, 1500 and 3000Hz in sequence.

#### 11.2.2 Audio Frequency Response

Personal Radio Service stations that transmit voice emissions may also transmit audible or subaudible tones or other signals for the purpose of selective calling and/or receiver squelch activation. These tones and signals are ancillary to voice communications and are considered to be included within the voice emission types, e.g., A3E, F3E, and G3E.

- (a) Tones that are audible (having a frequency higher than 300 Hertz), must last no longer than 15 seconds at one time.
- (b) Tones that are subaudible (having a frequency of 300 Hertz or less), may be transmitted continuously during a communication session.
  - (1). Configure the EUT as shown in figure 1.
  - (2). Adjust the audio input for 20% of rated system deviation at 1 KHz using this level as a reference (0 dB).
  - (3). Vary the Audio frequency from 100 Hz to 10 KHz and record the frequency deviation.
  - (4). Audio Frequency Response =  $20\log_{10}(\text{Deviation of test frequency}/\text{Deviation of 1 KHz reference})$ .



Any report having not been signed by authorized approver, or having been altered without authorization, or having not been stamped by the "Dedicated Testing/Inspection Stamp" is deemed to be invalid. Copying or excerpting portion of, or altering the content of the report is not permitted without the written authorization of AGC. The test results presented in the report apply only to the tested sample. Any objections to report issued by AGC should be submitted to AGC within 15 days after the issuance of the test report. Further enquiry of validity or verification of the test report should be addressed to AGC by agc@agc-cert.com.

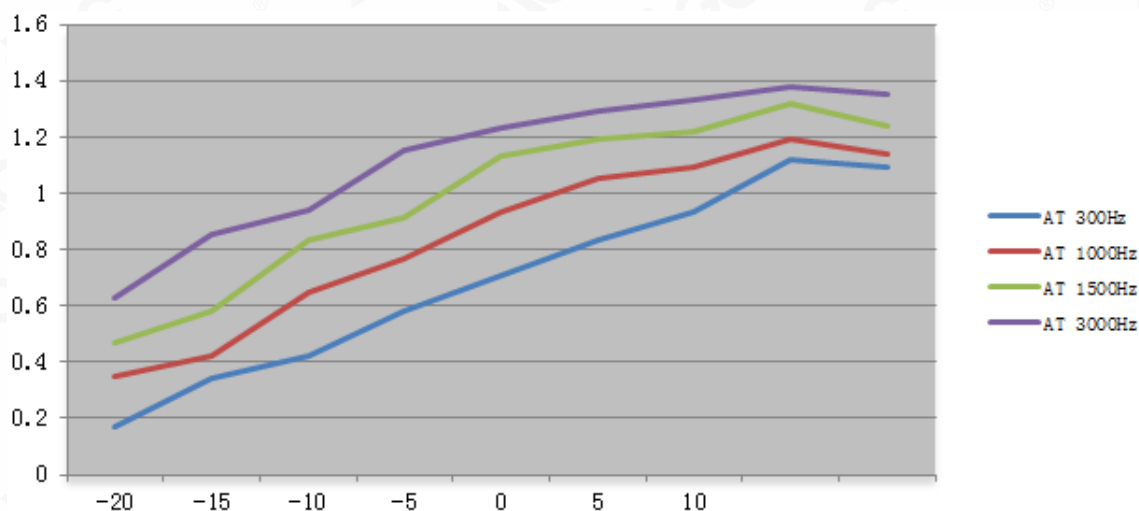
### 11.3 MEASUREMENT RESULT

TEST CHANNEL: 19

(A). MODULATION LIMIT:

**462.6500MHz @ 12.5KHz Channel Separations-20W**

Modulation Level (dB)	Peak Freq. Deviation At 300 Hz	Peak Freq. Deviation At 1000 Hz	Peak Freq. Deviation At 1500 Hz	Peak Freq. Deviation At 3000 Hz
-20	0.17	0.35	0.47	0.63
-15	0.34	0.42	0.58	0.85
-10	0.42	0.65	0.83	0.94
-5	0.58	0.77	0.91	1.15
0	0.71	0.93	1.13	1.23
+5	0.83	1.05	1.19	1.29
+10	0.93	1.09	1.22	1.33
+15	1.12	1.19	1.32	1.38
+20	1.09	1.14	1.24	1.35



Note: 1.All the modes had been tested, but only the worst data recorded in the report.

2. The data unit evaluated in this report is "KHz"

Any report having not been signed by authorized approver, or having been altered without authorization, or having not been stamped by the "Dedicated Testing/Inspection Stamp" is deemed to be invalid. Copying or excerpting portion of, or altering the content of the report is not permitted without the written authorization of AGC. The test results presented in the report apply only to the tested sample. Any objections to report issued by AGC should be submitted to AGC within 15days after the issuance of the test report. Further enquiry of validity or verification of the test report should be addressed to AGC by agc@agc-cert.com.

Attestation of Global Compliance(Shenzhen)Co., Ltd

Attestation of Global Compliance(Shenzhen)Std & Tech Co., Ltd

Tel: +86-755 2523 4088 E-mail: agc@agc-cert.com Web: <http://cn.agc-cert.com/>



**(B). AUDIO FREQUENCY RESPONSE:**
**462.6500MHz @ 12.5 KHz Channel Separations-20W**

Frequency (Hz)	Deviation (KHz)	Audio Frequency Response(dB)
100	--	--
200	--	--
300	0.16	-14.81
400	0.33	-8.52
500	0.47	-5.45
600	0.58	-3.62
700	0.66	-2.50
800	0.77	-1.16
900	0.91	0.29
1000	0.88	0.00
1200	1.02	1.28
1400	1.14	2.25
1600	1.28	3.25
1800	1.33	3.59
2000	1.49	4.57
2400	1.57	5.03
2500	1.77	6.07
2800	1.95	6.91
3000	1.99	7.09
3200	1.85	6.45
3600	1.79	6.17
4000	1.42	4.16
4500	1.37	3.84
5000	1.15	2.32
5500	0.98	0.93
6000	0.62	-3.04
6500	0.38	-7.29
7000	0.17	-14.28
7500	0.07	-21.99
9000	--	--
10000	--	--
14000	--	--
18000	--	--
20000	--	--
30000	--	--

Any report having not been signed by authorized approver, or having been altered without authorization, or having not been stamped by the "Dedicated Testing/Inspection Stamp" is deemed to be invalid. Copying or excerpting portion of, or altering the content of the report is not permitted without the written authorization of AGC. The test results presented in the report apply only to the tested sample. Any objections to report issued by AGC should be submitted to AGC within 15days after the issuance of the test report. Further enquiry of validity or verification of the test report should be addressed to AGC by agc@agc-cert.com.

Attestation of Global Compliance(Shenzhen)Co., Ltd

Attestation of Global Compliance(Shenzhen)Std &amp; Tech Co., Ltd

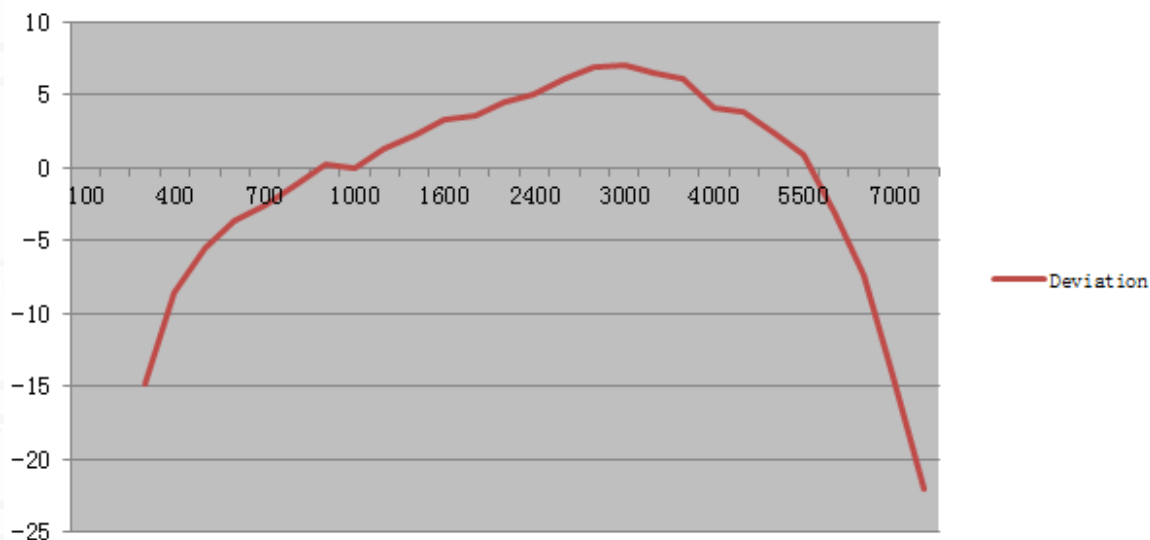
Tel: +86-755 2523 4088 E-mail: agc@agc-cert.com Web: http://cn.agc-cert.com/





# Frequency Response Result

## 12.5 KHz Channel Separations



Note: All the modes had been tested, but only the worst data recorded in the report.

Any report having not been signed by authorized approver, or having been altered without authorization, or having not been stamped by the "Dedicated Testing/Inspection Stamp" is deemed to be invalid. Copying or excerpting portion of, or altering the content of the report is not permitted without the written authorization of AGC. The test results presented in the report apply only to the tested sample. Any objections to report issued by AGC should be submitted to AGC within 15days after the issuance of the test report. Further enquiry of validity or verification of the test report should be addressed to AGC by agc@agc-cert.com.

Attestation of Global Compliance(Shenzhen)Co., Ltd

Attestation of Global Compliance(Shenzhen)Std & Tech Co., Ltd

Tel: +86-755 2523 4088 E-mail: agc@agc-cert.com Web: <http://cn.agc-cert.com/>



## APPENDIX I: PHOTOGRAPHS OF SETUP

### RADIATED EMISSION TEST SETUP



----END OF REPORT----

Any report having not been signed by authorized approver, or having been altered without authorization, or having not been stamped by the "Dedicated Testing/Inspection Stamp" is deemed to be invalid. Copying or excerpting portion of, or altering the content of the report is not permitted without the written authorization of AGC. The test results presented in the report apply only to the tested sample. Any objections to report issued by AGC should be submitted to AGC within 15days after the issuance of the test report. Further enquiry of validity or verification of the test report should be addressed to AGC by agc@agc-cert.com.

Attestation of Global Compliance(Shenzhen)Co., Ltd

Attestation of Global Compliance(Shenzhen)Std & Tech Co., Ltd

Tel: +86-755 2523 4088 E-mail: agc@agc-cert.com Web: http://cn.agc-cert.com/



## Conditions of Issuance of Test Reports

1. All samples and goods are accepted by the Attestation of Global Compliance (Shenzhen) Co., Ltd (the “Company”) solely for testing and reporting in accordance with the following terms and conditions. The company provides its services on the basis that such terms and conditions constitute express agreement between the company and any person, firm or company requesting its services (the “Clients”).
2. Any report issued by Company as a result of this application for testing services (the “Report”) shall be issued in confidence to the Clients and the Report will be strictly treated as such by the Company. It may not be reproduced either in its entirety or in part and it may not be used for advertising or other unauthorized purposes without the written consent of the Company. The Clients to whom the Report is issued may, however, show or send it, or a certified copy thereof prepared by the Company to its customer, supplier or other persons directly concerned. The Company will not, without the consent of the Clients, enter into any discussion or correspondence with any third party concerning the contents of the Report, unless required by the relevant governmental authorities, laws or court orders.
3. The Company shall not be called or be liable to be called to give evidence or testimony on the Report in a court of law without its prior written consent, unless required by the relevant governmental authorities, laws or court orders.
4. The non-CMA report issued by AGC is only permitted to be used by the client as internal reference use and shall not be used for public demonstration purpose.
5. In the event of the improper use of the report as determined by the Company, the Company reserves the right to withdraw it, and to adopt any other additional remedies which may be appropriate.
6. Samples submitted for testing are accepted on the understanding that the Report issued cannot form the basis of, or be the instrument for, any legal action against the Company.
7. The Company will not be liable for or accept responsibility for any loss or damage however arising from the use of information contained in any of its Reports or in any communication whatsoever about its said tests or investigations.
8. Clients wishing to use the Report in court proceedings or arbitration shall inform the Company to that effect prior to submitting the sample for testing.
9. The Company is not responsible for recalling the electronic version of the original report when any revision is made to them. The Client assumes the responsibility to providing the revised version to any interested party who uses them.
10. Subject to the variable length of retention time for test data and report stored hereinto as otherwise specifically required by individual accreditation authorities, the Company will only keep the supporting test data and information of the test report for a period of six years. The data and information will be disposed of after the aforementioned retention period has elapsed. Under no circumstances shall we provide any data and information which has been disposed of after retention period. Under no circumstances shall we be liable for damage of any kind, including (but not limited to) compensatory damages, lost profits, lost data, or any form of special, incidental, indirect, consequential or punitive damages of any kind, whether based on breach of contract of warranty, tort (including negligence), product liability or otherwise, even if we are informed in advance of the possibility of such damages.

Any report having not been signed by authorized approver, or having been altered without authorization, or having not been stamped by the Dedicated Testing/Inspection Stamp” is deemed to be invalid. Copying or excerpting portion of, or altering the content of the report is not permitted without the written authorization of AGC. The test results presented in the report apply only to the tested sample. Any objections to report issued by AGC should be submitted to AGC within 15days after the issuance of the test report. Further enquiry of validity or verification of the test report should be addressed to AGC by [agc@agc-cert.com](mailto:agc@agc-cert.com).

