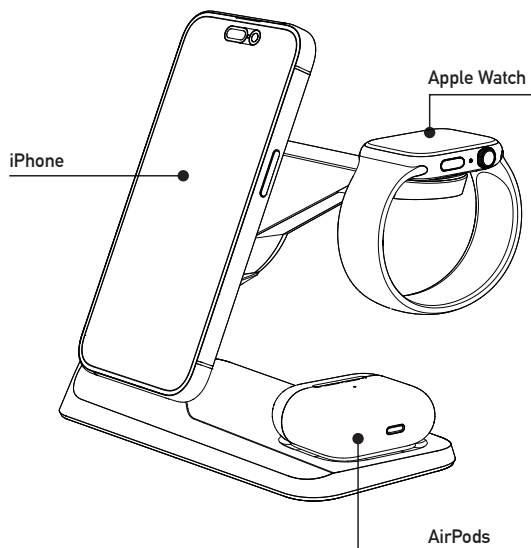


Charge your Apple devices
simultaneously.



SWORD 3-in-1

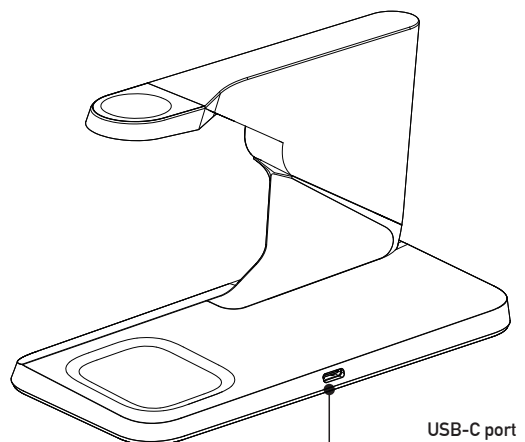
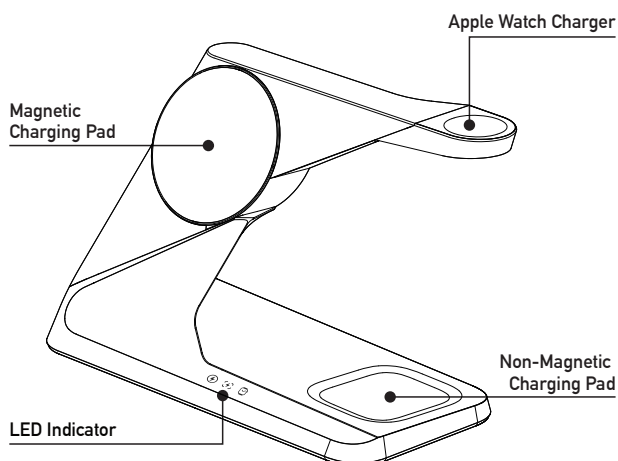
WIRELESS CHARGER



Product Overview

What's in the box:




SWORD 3-in-1 Wireless Charger *1
Power Adapter *1
USB-C to USB-C cable *1
User Manual *1



Technical Parameters

Wireless Charger	
Input	5V==3A 9V==2.22A 12V==1.67
Output	Wireless Output 1: 10W max Wireless Output 2: 5W max Wireless Output 3: 2.5W max

LED Indicator

	Normal charging	Metal detected or malfunctioning
 Magnetic Charging Pad	LED light stays on	LED light flashing
 Non-Magnetic Charging Pad	LED light stays on	LED light flashing
 Apple Watch Charger	LED light stays on	LED light flashing

Attention

Compatibility:

Ensure that your devices (smartphones, smartwatches, and earbuds) support wireless charging and are compatible with the charger's magnetic feature.

Proper Placement:

- Place the charger on a stable and flat surface, free from any metallic objects, credit cards, or other magnetic-sensitive items that may interfere with the charging process.
- Align your devices' charging areas with the corresponding magnetic connectors on the charger for a secure and efficient charging connection.

Safety Precautions:

- Keep the charger away from water, excessive heat, direct sunlight, and flammable materials to prevent the risk of fire, electric shock, or damage to the charger and your devices.
- If the charger or any connected device becomes excessively hot or shows signs of damage, immediately disconnect and stop using it.

Maintenance:

- Regularly clean the charger's magnetic connectors and charging area to ensure optimal charging performance.
- Use a soft, dry cloth to remove dust, debris, or any residue.

Important Note:

The charger's magnetic feature may not function properly with devices equipped with metal backs or cases. Remove such cases before charging.



Compatible

Magnetic Charging Pad

iPhone 16 Pro	iPhone 14 Pro	iPhone 12 Pro
iPhone 16 Pro Max	iPhone 14 Pro Max	iPhone 12 Pro Max
iPhone 16	iPhone 14	iPhone 12 mini
iPhone 16 Plus	iPhone 14 Plus	iPhone 12
iPhone 15 Pro	iPhone 13 Pro	
iPhone 15 Pro Max	iPhone 13 Pro Max	
iPhone 15	iPhone 13 mini	
iPhone 15 Plus	iPhone 13	

Apple Watch Charger

Apple Watch Ultra 2	Apple Watch Series 6
Apple Watch Series 10	Apple Watch Series 5
Apple Watch Series 9	Apple Watch Series 4
Apple Watch SE	Apple Watch Series 3
Apple Watch Ultra	Apple Watch Series 2
Apple Watch Series 8	Apple Watch Series 1
Apple Watch Series 7	

Non-Magnetic Charging Pad

AirPods Pro (2nd) with MagSafe Charging Case (USB-C)
MagSafe Charging Case for AirPods Pro (2nd)
AirPods (4rd) with MagSafe Charging Case
AirPods (3rd) with MagSafe Charging Case
AirPods with Wireless Charging Case (2nd)
Wireless Charging Case for AirPods

FCC Statement

This device complies with Part 15 of the FCC Rules. Operation is subject to the following two conditions:

- (1) This device may not cause harmful interference, and
- (2) this device must accept any interference received, including interference that may cause undesired operation.

Warning:

Changes or modifications not expressly approved by the party responsible for compliance could void the user's authority to operate the equipment.

Note:

This equipment has been tested and found to comply with the limits for a Class B digital device, pursuant to Part 15 of the FCC Rules. These limits are designed to provide reasonable protection against harmful interference in a residential installation.

This equipment generates, uses, and can radiate radio frequency energy and, if not installed and used in accordance with the instructions, may cause harmful interference to radio communications. However, there is no guarantee that interference will not occur in a particular installation. If this equipment does cause harmful interference to radio or television reception, which can be determined by turning the equipment off and on, the user is encouraged to try to correct the interference by one or more of the following measures:

- (1) Reorient or relocate the receiving antenna.
- (2) Increase the separation between the equipment and receiver.
- (3) Connect the equipment into an outlet on a circuit different from that to which the receiver is connected.
- (4) Consult the dealer or an experienced radio / TV technician for help.

FCC RF exposure statement:

The equipment complies with FCC radiation exposure limits set forth for an uncontrolled environment. This equipment should be installed and operated with minimum distance between 20cm the radiator and your body.

FCC ID: 2AXAXW335



SWORD 3-in-1 Wireless Charger

Model: W335

Manufacturer: LONGCONN ELECTRONICS (SHENZHEN) CO LTD

Made in China