





USER MANUAL

Function Operation and Features:

1.M/


Short press for switching among BT,TF CARD, USB, LINE IN, 
Long press the mode button to switch the light mode

2.◀◀

Play the previous music under BT,TF card and USB mode,
Play previous radio station under  mode.

3.▶▶/TWS


Short press for music play/pause

Long press for radio station automatic searching under  mode.

Long press slave speaker's P/P button to disconnect to master speaker


Long press master speaker's P/P button to disconnect to both slave speaker and mobile phone

TWS:open two bluetooth speakers at the same time,double click

 (any of them)to build the connection between them,then search the model No.by phone bluetooth and connect it.

4.▶▶

Play to next music under BT,TF card and USB mode

Play next radio station under  mode.

5.DC 5V

Charge Jack for built in battery. When DC 5V cable plugs in, The LED lights up

6.EQ

Short press to adjust the treble/Even press to adjust the bass

7.OFF/ON

Speaker power off / Speaker power on

8.USB Port

Support USB and can play MP3 and WAV format music in U disk

9.TF card Port

Support TF CARD and can play MP3 and WAV format music in CARD

10.Mic

Plug the microphone input the port to enjoy the music

11. BT Connection

- Power on the product or press MODE button to enter into BT mode.

-Open mobile devices(Cell phones,computers,etc.) in BT mode, search for BT devices ,when it appears the item pairing name ().

- After the device has been paired successfully for the first time, it will connect automatically around 10 seconds to the devices which connected before when next time use.(Note: Each product could connect to one BT device only.)

FCC Warning

This device complies with part 15 of the FCC Rules. Operation is subject to the following two conditions: (1) This device may not cause harmful interference, and (2) this device must accept any interference received, including interference that may cause undesired operation.

Any Changes or modifications not expressly approved by the party responsible for compliance could void the user's authority to operate the equipment.

Note: This equipment has been tested and found to comply with the limits for a Class B digital device, pursuant to part 15 of the FCC Rules. These limits are designed to provide reasonable protection against harmful interference in a residential installation. This equipment generates uses and can radiate radio frequency energy and, if not installed and used in accordance with the instructions, may cause harmful interference to radio communications. However, there is no guarantee that interference will not occur in a particular installation. If this equipment does cause harmful interference to radio or television reception, which can be determined by turning the equipment off and on, the user is encouraged to try to correct the interference by one or more of the following measures:

- Reorient or relocate the receiving antenna.
- Increase the separation between the equipment and receiver.
- Connect the equipment into an outlet on a circuit different from that to which the receiver is connected.
- Consult the dealer or an experienced radio/TV technician for help.

The device has been evaluated to meet general RF exposure requirement. The device can be used in portable exposure condition without restriction.