



Radiated Emissions, 30 - 1000 MHz




Radiated Emissions, 1 GHz – 18 GHz





Radiated Emissions, 18 – 26 GHz



Power line Conducted Emissions Test