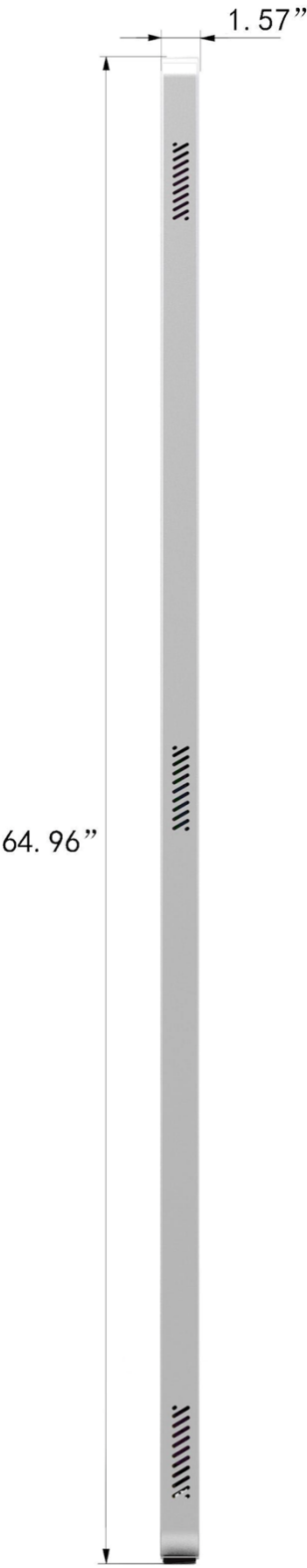




Macvon

User Guide

Specifications





Specification	Measurement
Dimensions	Approximately 65”L x 24”W x 2”H
Weight	Approximately 79 lbs.
Screen Size	43”
Screen Resolution	4K (3840 x 2160 pixels)
Touchscreen Technology	CTP
Screen Sweat & Dust Resistance	
Speakers	4 stereo speakers built-in
Microphone	Built-in
Camera	5 megapixel camera built-in
Connections	Bluetooth Low Energy 4.1 & WiFi (802.11b/g/n)
Heart Rate Monitor	Bluetooth Low Energy 4.1
Operating System	Android 9.0
Materials	Aluminum & carbon steel frame; glass display
Recommended Operating Temperature Range	32°F - 140°F (0°C - 40°C)
Operating Relative Humidity (RH) Range	5% to 95% noncondensing
Input Voltage	110-240V
Input Frequency	60Hz
Input Current	3A

Important Safety Instructions

Read all of the following safety instructions before using this device. Use only as instructed in this user guide. Macvon is not responsible for any damage or injury caused by improper use that is not in accordance with these instructions.

Medical Warnings

WARNING: To reduce the risk of damage or injury:

- Consult your physician before beginning a new exercise routine. If you do not engage in regular exercise, have heart conditions or experience back or joint pain, consult your physician to determine if Macvon is appropriate for you. Incorrect or excessive exercise may result in serious injury.
- Macvon is not intended as a substitute for professional medical advice, diagnosis or treatment and does not constitute medical or other professional advice. The instructions and guidance provided by Macvon are not intended to be used to diagnose, treat, cure or prevent any medical conditions. Macvon is not a substitute for consulting with your physician. Reliance on any information provided through Macvon is solely at your own risk. Never disregard professional medical advice or delay in seeking it because of information obtained from Macvon. If you have any questions about your physical or mental health, you should consult your physician.
- If you experience faintness, chest pain, shortness of breath or other abnormal symptoms, stop exercising immediately. Contact your physician prior to restarting your training.
- If you are taking medication that may affect your heart rate, consult your physician before using Macvon

Safety Instructions During Use

- Always wear appropriate exercise clothing and shoes when working out. Avoid loose clothing or jewelry that could get caught in the equipment.
- Always allow a 7' x 7' area in front of the device during use. Pay attention to your surroundings and communicate with other individuals in the home if using this appliance in a common area.
- Start out slowly and progress gradually. Even if you are an experienced exerciser, make sure you feel familiar with the equipment and movements before moving on to more advanced workouts.
- Macvon should be used in conjunction with tested and approved applications and tools only. Although Macvon may be compatible with third-party support applications and tools, Macvon has not tested third-party applications and cannot attest to the safety of such products. Use of products not approved by Macvon may result in damage to the unit, injury or death.
- Metrics, directions and various other aspects of the display experience may be subject to error. Values and directions should be used for reference only.
- Macvon may update periodically without warning, causing a change or loss in desired data, access, features or functionality.

Disabled Persons, Children & Pets

- This device is not intended for use by persons with reduced physical, sensory or mental capabilities, unless they have been given supervision or instruction concerning the use of this device by a person responsible for their safety.
- Individuals with specific physical, mental or emotional considerations, such as persons who are autistic, amputees, blind or deaf, may use this appliance under the same standard of guidance and care that they receive for their circumstances with other comparable activities.
- Minors:
 - Macvon is designed for use by individuals 18 and up. Keep children under the age of 13 away from this appliance. This device contains parts, components and functions that can cause severe injury or death.
 - If approved in advance by a physician, teenagers aged 15+ may use this device under direct adult supervision. An adult should review all safety instructions with the minor prior to use.
 - You are responsible for the safety of your children and anyone else you allow to use this device
- Keep animals away from this device

Other Safety Instructions & Warnings

Macvon is an electrical appliance. Always follow basic precautions when using an electrical appliance, including the following:

DANGER: To reduce the risk of electrical shock, always unplug Macvon from the electrical outlet before servicing and cleaning.

WARNING: To reduce the risk of burns, fire, electric shock or injury to persons:

- Connect this device to a properly grounded outlet only. See grounding instructions in this user manual.
- Unplug this device from the electrical outlet before servicing, cleaning and when not in use
- Do not cover this device with a blanket or any covering. Excessive heating can occur and cause fire, electric shock or injury to persons.
- Close supervision is necessary when this device is used by or near children or disabled persons
- Only use this device for its intended use as detailed in this user guide
- Keep the power cord away from heated surfaces
- Do not operate this device if the power cord or plug is damaged, if it is not working properly, it has been dropped or damaged or dropped into water. Contact Customer Care to arrange examination and/or repair.

- Do not operate this device with the air openings blocked. Keep the air openings free of lint, hair and other debris.
- Do not operate where aerosol (spray) products are being used or where oxygen is being administered
- Do not drop or insert any object into any opening
- Do not use this appliance outdoors
- To disconnect from electrical power, [draft instructions for turning off Macvon - access the Settings menu from the touchscreen and tap the Sleep button], then remove the plug from the outlet

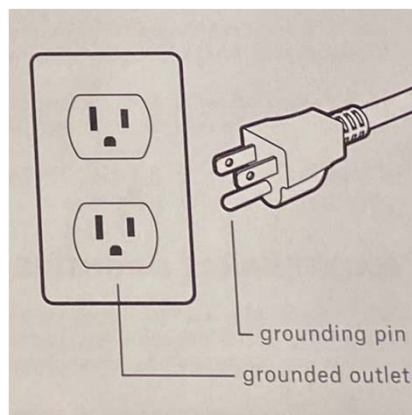
SAVE THESE INSTRUCTIONS

GROUNDING INSTRUCTIONS: This appliance must be grounded. If it should malfunction or breakdown, grounding provides a path of least resistance for electric current to reduce the risk of electric shock. This appliance is equipped with a cord with an equipment-grounding conductor and a grounding plug with three prongs. The plug must be plugged into an outlet that contains openings for a three-prong plug. That outlet must also be properly installed and grounded in accordance with all local codes and ordinances.

DANGER: Improper connection of the equipment-grounding conductor can result in a risk of electric shock. Check with a qualified electrician or serviceman if you are in doubt as to whether the product is properly grounded. Do not modify the plug provided with the product. If it will not fit the outlet, have a proper outlet installed by a qualified electrician.

This appliance is for use on a circuit having a nominal rating of no more than 120V circuit and is factory-equipped with a specific electric cord and plug to permit connection to a proper electric circuit. Make sure that this appliance is connected to an outlet with the same configuration as the plug. No adapter should be used with this product.

[Diagram: Grounding pin & grounding outlet. Please see sample diagram below.]



NOTE: This device should be installed and operated with a minimum distance of 20cm between the antenna and all persons. This device has been tested and found to comply with the limits for a Class B digital device, pursuant to Part 15 of the FCC Rules. These limits are designed to provide reasonable protection against harmful interference in a residential installation. This device generates, uses and can radiate radio frequency energy and, if not installed and used in accordance with the instructions, may cause harmful interference to radio communications.

However, there is no guarantee that interference will not occur in a particular installation. If this device does cause harmful interference to radio or television reception, which can be determined by turning the device off and on, the user is encouraged to try to correct the interference by one or more of the following measures:

- Reorient or relocate the receiving antenna
- Increase the separation between the device and receiver
- Connect the device into an outlet on a circuit different from that to which the receiver is connected
- Consult the dealer or an experienced radio/TV technician for help

Changes or modifications not expressly approved by the party responsible for compliance could void the user's authority to operate the equipment.

Installation

Wall-mounting your Macvon requires professional installation. Do not install, uninstall or relocate your Macvon without the help of an authorized installer. Incorrect installation can cause device malfunction or result in serious injury or death. If you require assistance installing, uninstalling or relocating your Macvon, please contact Customer Care. You can find the contact information for Customer Care at macvon.com.

If you do not want to wall-mount your Macvon, you can use the stand included in the packaging. [Please confirm if this sentence needs to be included. Please confirm if the stand is included in the packaging or needs to be purchased separately.]

Do not use your Macvon until it has been assembled, inspected and approved for use by an authorized installer.

Macvon is meant for indoor use only. Do not install Macvon outside. Always keep your Macvon away from water, moisture or damp environments.

Excess power cord should be wrapped within the device's bottom cover to provide a more stable connection, avoid inadvertent power loss and prevent you from accidentally tripping over the power cord.

[Please provide additional installation instructions that are specific to Macvon]

[Diagram: Wall-mounting of Macvon by an authorized installer]


Care & Maintenance

We recommend that you clean your Macvon after each workout with the cleaning cloth and cleaning solution provided in the packaging. You can also use cleaning cloths and solutions that you would use on common surfaces in your home. Do not use abrasive materials.

Cleaning The Display

Clean the display of your Macvon with the cleaning cloth and solution provided in the packaging. You can also use cleaning cloths and solutions that you would use on TV or smartphone screens.

[Diagram: A person's hand cleaning the Macvon display with a cloth. Please see sample diagram below.]



Cleaning Macvon

Clean the body of your Macvon (non-display portion) with the cleaning cloth and solution provided in the packaging. You can also use a soft cloth and a gentle cleaning solution to clean your Macvon.

Cleaning Accessories

We also recommend that you clean the accessories after each use. You can use the same cleaning cloths and solutions that you would use to clean your Macvon.

Routine Inspection

Before each use, inspect your Macvon for any signs of damage. If anything seems out of the ordinary, do not use Macvon. Contact Customer Care to arrange an inspection by an authorized technician. You can find the contact information for Customer Care at macvon.com.

Never operate Macvon if it is not functioning properly. If you believe there is a problem, do not use your Macvon until it has been inspected and repaired by an authorized technician. Make sure that other individuals in your home or those that may come in contact with the device know not to use the device until it has been inspected and repaired by an authorized technician.

Damaged or worn parts should be replaced immediately. Do not repair Macvon on your own. Do not use Macvon until it has been inspected and repaired by an authorized technician. Use of damaged equipment may result in serious injury or death.

Keep the Macvon User Guide and any warning labels for future reference. Contact Customer Care to replace removed or damaged labels.

If you do not understand how to operate your Macvon, contact Customer Care for guidance.

Software Updates

Your Macvon receives automatic firmware and software updates. To ensure that you have the latest version of the software installed on your device, maintain a consistent WiFi connection. You can also install software updates manually through the Settings menu on your Macvon. [Please confirm]

Features

[Never operate Macvon if it is not functioning properly. If you believe there is a problem, do not use your Macvon until it has been inspected and repaired by an authorized technician. Make sure that other individuals in your home or those that may come in contact with the device know not to use the device until it has been inspected and repaired by an authorized technician.]

Damaged or worn parts should be replaced immediately. Do not repair Macvon on your own. Do not use Macvon until it has been inspected and repaired by an authorized technician. Use of damaged equipment may result in serious injury or death.

Keep the Macvon User Guide and any warning labels for future reference. Contact Customer Care to replace removed or damaged labels.

If you do not understand how to operate your Macvon, contact Customer Care for guidance.]

Limited Warranty

This limited warranty (“Limited Warranty”) is issued by Macvon, LLC (“Macvon”, “we” or “us”) to you, a consumer who purchased a new Macvon device (“Product”) directly from us or from an authorized Macvon retailer. This Limited Warranty applies only to non-commercial, in-home, indoor use (or if you are a non-residential buyer using the device in a commercial setting such as a hotel or gym (“Commercial Buyer”), only for indoor use at a single location) of the products mentioned below. Any other use will void this Limited Warranty.

During the applicable Limited Warranty periods described below, the covered components will be free of defects or malfunctions during normal use. Certain exclusions apply, as further described below.

The Limited Warranty applies for the elements specified below, for the time period indicated. The Limited Warranty applies only against defects discovered within the applicable Limited Warranty period and only so long as the applicable product remains in the possession of the original purchaser, or for a product presented as a gift, the original Subscription Holder associated with that product.

EXCLUSIONS AND LIMITATIONS

Who Is Covered?

The original owner of the Product and the Heart Rate Monitor (collectively, the “Equipment”). The Equipment must remain in the possession of the original purchaser, or for gifted Equipment, the owner of the original Subscription associated with that Equipment. This Limited Warranty is not transferable.

What Is Covered?

Macvon warrants that the Equipment is free from defects in materials and workmanship and will, under normal and intended use, function substantially in accordance with our Equipment documentation and technical specifications. The Equipment requires an online connection to ensure full functionality.

If a defect arises in the Equipment within the applicable Limited Warranty period, the purchaser's sole and exclusive remedy is for Macvon to, at Macvon's discretion to the extent permitted by law, either replace or repair the defective or malfunctioning Equipment with the same or a comparable model. Any replacement or repaired component will be warranted for the remainder of the original Limited Warranty period or 30 days, whichever is longer, or for any additional period that is required by applicable law.

Proof of Product purchase is required as a condition to coverage under this Limited Warranty.

What is Not Covered?

- Any other Macvon products or services, non-Macvon products or labor, units that are, or that Macvon reasonably believes to be, stolen, counterfeit or purchased from an unauthorized distributor or reseller, units purchased or used outside the U.S. and units missing serial numbers
- Software, even if sold with or embedded in the Equipment, or Internet connectivity. Macvon does not warrant that the operation of the Equipment will be uninterrupted or error-free.

- Damage or equipment failure due to normal wear and tear, improper or negligent assembly, maintenance (including using or storing the Equipment in temperatures outside the recommended range on our website here), installation, relocation, or repair (other than that caused by a Macvon authorized service or installation technician), use of the Equipment with parts or accessories from third parties, or with parts or accessories not originally intended for or compatible with the Equipment, or any use contrary to the Macvon Terms or instructions provided with the Equipment
- Installation of the Product by anyone other than a Macvon authorized technician will void the Limited Warranty with respect to the Product as well as labor and installation
- Damage or equipment failure due to accident, abuse, improper or abnormal use, neglect, corrosion, discoloration of paint or plastic (or any other change in cosmetic appearance that does not affect performance), theft, vandalism, fire, flood, wind, lightning, freezing or other natural disasters or acts of God of any kind, electrical wiring, power reduction, power fluctuation or power failure from whatever cause, unusual atmospheric conditions, collision, introduction of foreign objects, or modifications that are unauthorized or not recommended by Macvon
- Incidental or consequential damages. Macvon is not responsible or liable for indirect, special, incidental or consequential damages, economic loss, loss of property or profits, loss of enjoyment or use, or other consequential damages of any nature whatsoever in connection with the purchase, use, repair or maintenance of equipment or parts. Macvon does not provide monetary or other compensation for any such repairs or replacement parts costs, including but not limited to gym membership fees, work time lost, cost of substitute equipment, diagnostic visits, maintenance visits or transportation.

- Equipment used for any use other than indoor at a single family or household (or if you are a Commercial Buyer, any use other than indoor at a single physical location)
- If you are a Commercial Buyer, Equipment used in connection with a violation of the Terms of Service or the Commercial Program, such as, for example, by not obtaining and paying for a Commercial Subscription
- Any attempt to modify the components of the Equipment or modify, delete, add, or install software not provided with the Equipment or automatically updated by Macvon will void the Limited Warranty
- Any relocation or attempted relocation of the Product after its initial installation
- Any repair or attempted repair of the Product by anyone other than a authorized Macvon technician
- Where permitted by law, replacement units, parts and electronic components reconditioned to as-new condition by Macvon or its vendors may sometimes be supplied as warranty replacement and constitute fulfillment of warranty terms

What Is The Warranty Period?

The Warranty period is as follows, beginning from the date of delivery of the Product:

Item	Warranty Period
Macvon, including touch screen	12 Months. Macvon warrants the Product, including the screen, frame & all incorporated hardware elements (e.g., camera, processor) against defects in workmanship & materials for a period of 12 months from the date of original delivery.
Heart Rate Monitor	12 Months. Macvon warrants the heart rate monitor provided with the Product against defects in workmanship & materials for a period of 12 months from the date of original delivery.
Labor & Installation	12 Months. For a Product originally installed by an authorized technician, Macvon will cover the labor cost for the repair or replacement made under this Limited Warranty for a period of 12 months from the date of original delivery. Except where applicable law requires otherwise, this warranty is void if the Product is removed from its original installation location.

How Do I Obtain Warranty Service?

To be eligible for service under this Limited Warranty you must provide Macvon with the serial number of your Equipment and the dated receipt, or other proof of purchase indicating the date purchased, upon discovering any nonconformity or defect.

How Do I Submit A Claim?

Contact Customer Care to report any Equipment issues and open a claim under the Limited Warranty. Our team will reach out to you and attempt to help you resolve your issue. If the issue cannot be addressed remotely, Macvon may dispatch a technician to further investigate and troubleshoot.

If your Product has a defect or malfunction covered by this Limited Warranty, Macvon will repair, replace or refund the Product at the sole discretion of Macvon. If Macvon determines that a Product should be replaced, the replacement may be a new or a re-manufactured Product. Macvon may not return the original Product to you, nor can Macvon guarantee replacement or repair of the Product without risk to or loss of data stored on your original Product.

Claims must be made within the specified warranty period.

THIS LIMITED WARRANTY IS THE EXCLUSIVE WARRANTY GIVEN BY MACVON AND SUPERSEDES ANY PRIOR, CONTRARY OR ADDITIONAL REPRESENTATIONS. ALL OTHER WARRANTIES, EXPRESS OR IMPLIED, INCLUDING ANY STATUTORY WARRANTY OR CONDITION OF MERCHANTABILITY OR FITNESS FOR A PARTICULAR PURPOSE, ARE DISCLAIMED EXCEPT TO THE EXTENT PROHIBITED BY LAW. IN SUCH EVENT, SUCH WARRANTY IS LIMITED TO THE DURATION OF THE WARRANTY PERIODS SET FORTH ABOVE. THIS EXCLUSION APPLIES EVEN IF THIS LIMITED WARRANTY FAILS OF ITS ESSENTIAL PURPOSES AND REGARDLESS OF WHETHER DAMAGES ARE SOUGHT FOR BREACH OF WARRANTY, BREACH OF CONTRACT, NEGLIGENCE, OR STRICT LIABILITY IN TORT OR UNDER ANY OTHER LEGAL THEORY. SOME JURISDICTIONS DO NOT ALLOW THE EXCLUSION OR LIMITATION OF INCIDENTAL OR CONSEQUENTIAL DAMAGES, SO THE ABOVE LIMITATION MAY NOT APPLY TO YOU. THIS LIMITED WARRANTY GIVES YOU SPECIFIC LEGAL RIGHTS, AND YOU MAY ALSO HAVE OTHER LEGAL RIGHTS, WHICH VARY FROM STATE TO STATE.

Support

Basic Troubleshooting

- Restart Macvon:
 - Turn the power switch off
 - Leave Macvon powered off for at least 15 seconds
 - Turn the power switch back on

Get Support

Visit our Customer Care center at support.macvon.com [Create this webpage]

Email us: support@macvon.com [Create this email address]