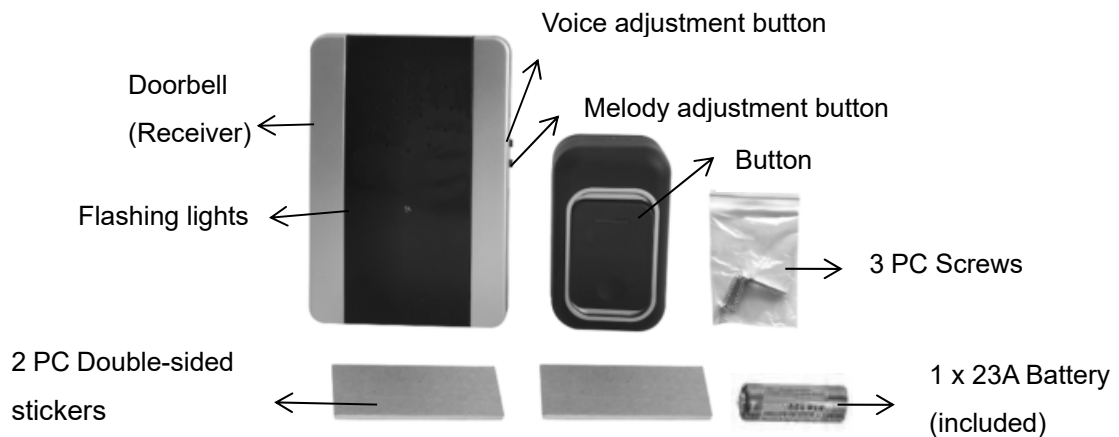



25 Melody Wireless Doorbell

SKU#: 001BM6

Always read instructions thoroughly and keep for future reference.



Doorbell (Receiver) Install:



Hanging Hole

Way 1: Hammer a nail into the wall, then hang the Doorbell vertically on it.

Battery Compartment: Requires 3 AA Battery (not included)

Doorbell (Receiver) must be placed vertically


Way 2: Put the Doorbell on the horizontal surface directly.




Button Install:



Button Opener Hole: Use a key to lever the battery cover open.



Insert 23A battery (included). Only use battery specified and be sure to insert correctly by following the polarity markings (+/-) inside the battery compartment case. Place the battery cover back to close.



Peel off the cover from double-sided adhesive, make sure one side stick the back of cover, and the other side stick on the door or any horizontal surface directly.

Feature:

- No wiring required and easy to fit.
- 25 different kinds of sounds for your choice.
- Easy to change to your desired melody.

Package included:

1 x Doorbell (Receiver)

1 x Button

1 x 23A Battery

2 x Stickers

3 x Screws

CAUTION:

- BATTERIES SHOULD BE REMOVED AND REPLACED BY ADULTS ONLY. Keep away from children.
- Do not mix old and new batteries.
- Do not mix alkaline, standard (carbon-zinc) or rechargeable (ni-cad, ni-mh, etc.) batteries.
- To avoid explosion or leakage, do not dispose of batteries in a fire or attempt to charge standard or alkaline batteries (non-rechargeable batteries).
- Remove batteries and store them in a cool, dry place when not in use for a long period.
- Always remove dead batteries from the product.
- Dispose of batteries per the local law and regulations.
- THE DOORBELL IS NOT WATERPROOF.

WARNING:

THIS IS NOT A TOY.

FOR ADULT USE, ONLY.

KEEP OUT OF REACH OF CHILDREN.

FCC Warning Statement

Changes or modifications not expressly approved by the party responsible for compliance could void the user's authority to operate the equipment.

This equipment has been tested and found to comply with the limits for a Class B digital device, pursuant to Part 15 of the FCC Rules. These limits are designed to provide reasonable protection

against harmful interference in a residential installation. This equipment generates uses and can radiate radio frequency energy and, if not installed and used in accordance with the instructions, may cause harmful interference to radio communications. However, there is no guarantee that interference will not occur in a particular installation. If this equipment does cause harmful interference to radio or television reception, which can be determined by turning the equipment off and on, the user is encouraged to try to correct the interference by one or more of the following measures:

- Reorient or relocate the receiving antenna.
- Increase the separation between the equipment and receiver.
- Connect the equipment into an outlet on a circuit different from that to which the receiver is connected.
- Consult the dealer or an experienced radio/TV technician for help.

This device complies with part 15 of the FCC rules. Operation is subject to the following two conditions (1) this device may not cause harmful interference, and (2) this device must accept any interference received, including interference that may cause undesired operation.

Made in China