

FI-VR3DPLTW-T Dongle
FI-VR3DPLTW TWS Bluetooth Earphone

DOWNLOAD THE APP



VR3000 Wireless

Quick Manual



Noise
Control



10-Band
Equalizer

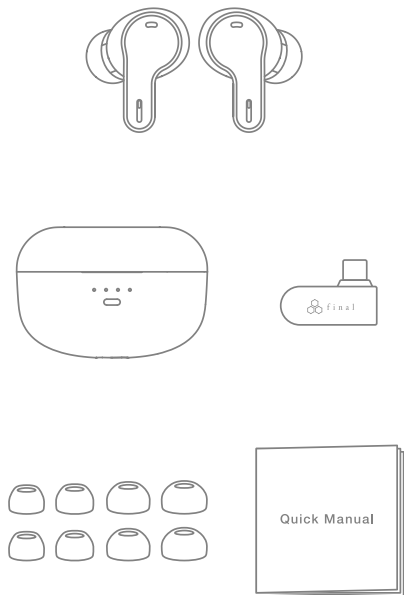


Firmware
Update

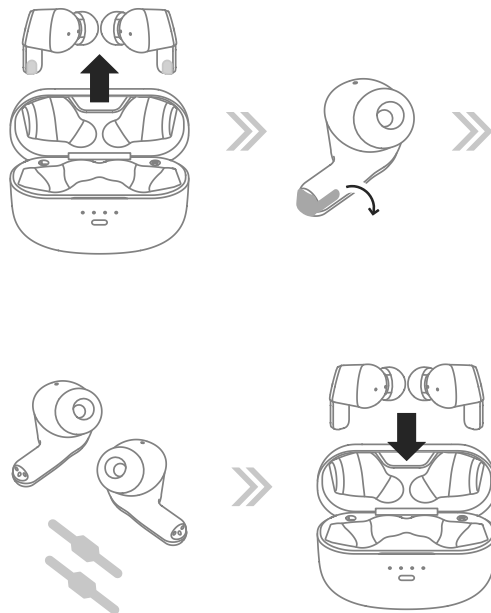


Online Manual

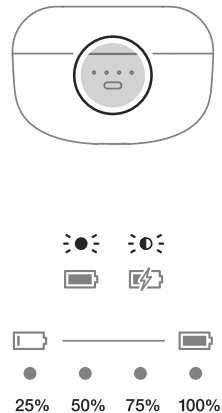
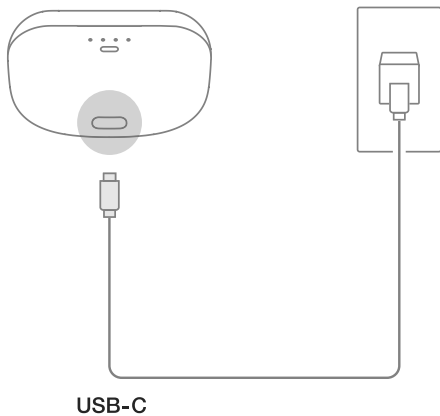
1 CHECK IN THE BOX




2 REMOVE THE SEAL



3 CHARGE THE CASE



4 CONNECT TO YOUR DEVICE

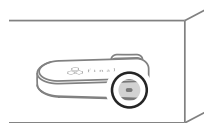
 Connect with Transceiver



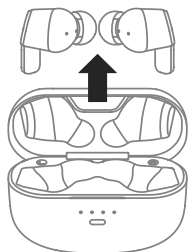
USB-C



Ultra
Low
Latency



Purple



L or R



Red ⇌ Blue



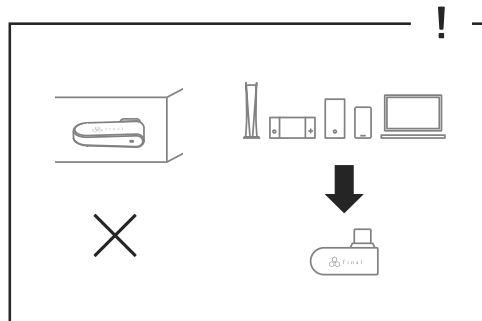
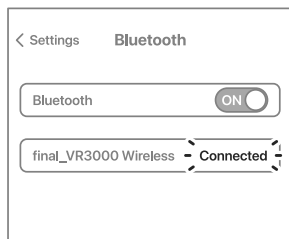
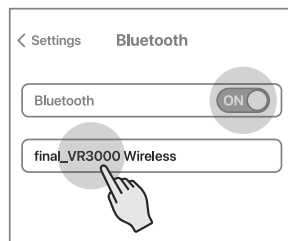
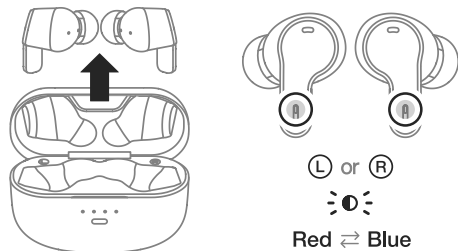
L or R



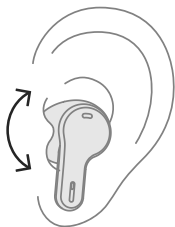
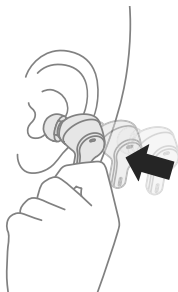
Blue

2x > Connected

🔗 Connect with Bluetooth®

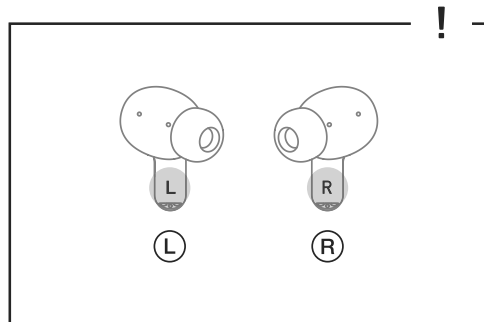
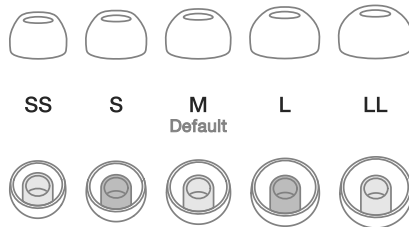


5 WEAR THE EARPHONES



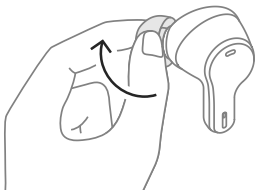
💡 FOR BEST FITTING ———

✓ Use the correct size ear tips

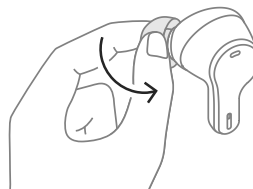
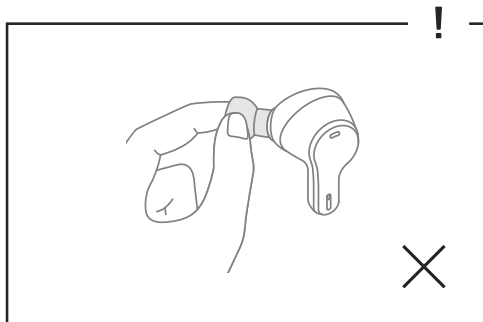
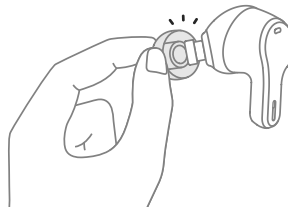


CHANGE EAR TIPS

✓ Remove ear tips



✓ Install ear tips



💡 TOUCH CONTROL



(L)



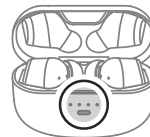
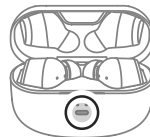
(R)



ANC / Ambient / OFF



💡 RESET





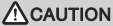
10 sec.











➤ STEP 4 (P.6)








Safety Precautions

The following descriptions are provided to explain matters that must be observed in order to prevent harm to the user as well as other people, along with damages to property. Please be sure to observe this before using the product.

 DANGER	Failure to observe the precautions indicated by this label will result in death or serious injury to the user.
 WARNING	Failure to observe the precautions indicated by this label may result in death or serious injury to the user.
 CAUTION	Failure to observe the precautions indicated by this label may result in personal injury or property damage.

 DANGER	
 FLAMMABLE	 ELECTRIC SHOCK
Fire, electric shock, overheating, ignition, leakage, rupture, or accidental ingestion may cause death, blindness, or serious injury.	
 PROHIBITED	Do not use, store, or leave the product in a humid or dusty place, or in a car where it will be exposed to high temperatures, or places exposed to direct sunlight. Doing so may cause overheating, leakage, or rupture of the product.
 PROHIBITED	Do not charge the battery when the charging case or USB cable is wet. Doing so may cause abnormal heating or malfunction due to short circuit.
 PROHIBITED	Do not put it in a fire. Doing so may cause leakage or rupture and consequently result in injury or burn mark.
 DO NOT DISASSEMBLE	Do not disassemble the product. Doing so may cause product malfunctions.
 PROHIBITED	If you find that liquid is leaking from the product, or if there is an unusual odor or overheat, do not touch the liquid and stop using the earphones immediately. Besides that, move all combustible materials nearby away from the product.

Safety Precautions

 WARNING	
 FLAMMABLE	 ELECTRIC SHOCK
Fire, electric shock, overheating, ignition may cause burn or serious injury.	
 PROHIBITED	Do not use the product while driving a car, motorcycle, bicycle, etc. Doing so may cause a traffic accident.
 PROHIBITED	Do not use the product in places where it would be dangerous if the surrounding sound is not audible such as railroad crossings, pedestrian crossings, station platforms, etc. Listening at high volume makes it difficult to hear surrounding sounds. The product is equipped with noise cancellation, it is difficult to hear warning tones and other sounds, which may cause accidents or injuries.
 PROHIBITED	Do not allow water or foreign matter to get inside the charging case and the transceiver. The charging case and the transceiver are not waterproof. Water or foreign matter may cause fire or electric shock. If water or foreign matter should enter the charging case, stop using it immediately. Regularly check and ensure that no foreign matter adheres to the terminals of the charging case as it may cause overheating or fire.
 PROHIBITED	Do not charge the charging case while it is covered by bedding or other covering. The heat buildup may cause abnormal overheating, which may result in a fire.

Safety Precautions

CAUTION

May cause injury or damage to surrounding property.



Keep out of reach of children or persons requiring supervision. The product uses magnets and batteries. Swallowing small parts may cause serious symptoms such as choking hazard or internal organ damage.



Do not use in medical institutions or around people using medical equipment. It may cause malfunction to medical devices such as pacemakers.



When using the earphones on board an aircraft, follow the instructions of the flight crew. Radio wave effects may cause an accident.



Ear tips must be securely attached. If the ear tips are not securely attached, they may come off and remain in the ear canal during use.



Do not listen at high volume for long periods of time. Prolonged use at excessive volume may result in permanent hearing loss. Do not exceed 40 hours/week at 80 dB (A) and 5 hours/week at 89 dB (A).

Recommended Charging Devices

USB Charger

Commercially available USB Charger capable of supplying at least 0.5A (500mA) output current

USB Cable

USB Type-C cable (compliant with USB standards)

Warranty and After Service

The warranty for this product is valid for 1 year from the date of purchase. During the warranty period, we will repair the product based on the provisions below. The warranty is only valid in the country in which the product was purchased. Regarding questions pertaining to repairs, please contact the store you purchased the product from or contact us by visiting our "SUPPORT" page.

1. During the warranty period, we will repair the product free of charge if the product failed even though it was used in accordance with the instructions in the user's manual and the point of caution sections.
2. In the following cases, repairs to the product will be subject to a fee even during the warranty period:
 - (1) Original purchase receipt or other documentation showing the date of purchase are failed to be presented.
 - (2) The product is identified to be modified, disassembled, or repaired by a third party or customer other than our company or our authorized organizations.
 - (3) The earphones were subjected to a strong impact or were allowed to get wet. Product failure resulting from an excessive use of force on the product.
 - (4) Failure due to fire, earthquake, wind, flood, lightning, or other acts of God, human error, theft, or virus and malware infection.
 - (5) Repair of scratches on the surface of the housing or repair of the housing itself.
3. We shall not be liable for any incidental or consequential damages for breach of any express or implied warranty or condition on this product. Nor shall recovery of any kind against us be greater than the original purchase price of the product from us or an our authorized dealer.

Product Certification Information / 製品認証情報 / 产品认证资讯



CMIIT ID: 24J99Z05N822



Li-ion



214-240236



214-240238

Complies with
IMDA Standards
DA108470



Product: TWS Bluetooth Earphone
Model number: FI-VR3DPLTW
FCC ID: 2AX2R-VR-3000WL
FCC ID: 2AX2R-VR-3000WL-T

Changes or modifications not expressly approved by the party responsible for compliance could void the user's authority to operate the equipment.

This equipment has been tested and found to comply with the limits for a Class B digital device, pursuant to Part 15 of the FCC Rules. These limits are designed to provide reasonable protection against harmful interference in a residential installation. This equipment generates uses and can radiate radio frequency energy and, if not installed and used in accordance with the instructions, may cause harmful interference to radio communications. However, there is no guarantee that interference will not occur in a particular installation. If this equipment does cause harmful interference to radio or television reception, which can be determined by turning the equipment off and on, the user is encouraged to try to correct the interference by one or more of the following measures:

- Reorient or relocate the receiving antenna.
- Increase the separation between the equipment and receiver.
- Connect the equipment into an outlet on a circuit different from that to which the receiver is connected.
- Consult the dealer or an experienced radio/TV technician for help

This device complies with part 15 of the FCC rules. Operation is subject to the following two conditions (1) this device may not cause harmful interference, and (2) this device must accept any interference received, including interference that may cause undesired operation.

Troubleshooting

