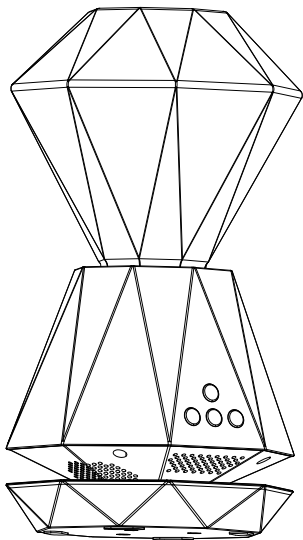


3D Magic Diamond Light

User Manual



Thanks for your purchasing, please read this manual carefully before operating the system, It gives you general information for your safety and better operation.

※Packing Accessories

Check for the contents in the package refers to the following list;

1 × 3D Magic Diamond Light

1 × USB cable

1 × User Manual

※Product Features

Input power: AC110V–240V

Output power: 5V 2A

Laser Power: 35mW 515nm green, 100mW 660nm red, 100mW 450nm blue

Speaker power: 4 Ω 3W

LED power: white 0.2W*23PCS

Housing material: ABS

Certification: FCC

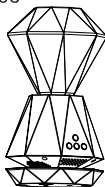
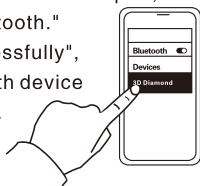
Application: Home light, Party light, Atmosphere light, Bedroom, Night light, Theater, Restaurant, Bar etc

※Bluetooth control mode

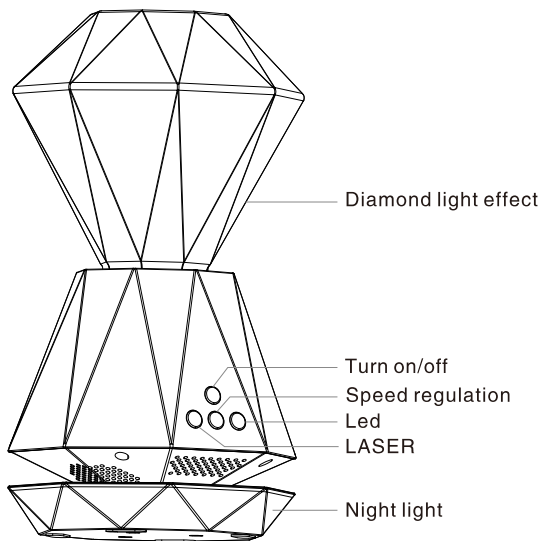
1. The Bluetooth function of the 3D diamond light is turned on by default, and when it is turned on, you will hear one voice prompts "Bluetooth Mode".





2. Turn on the Bluetooth function of your smartphone, tablet or other device with Bluetooth.

3. Select "3D Diamond" from the list to pair, You'll hear a voice prompt, "The Bluetooth." device is connected successfully", at which point the Bluetooth device is successfully connected.



※Button Instructions:



- 1、 Turn on/off
- 2、 Laser: laser mode two-colors , Auto, Red, Blue, Green, Green blue, red blue, red green, red green blue, three-color self-walking, voice control 1, voice control 2, off
- 3、 Speed regulation: motor 3 speed regulation (stop, slow, fast);
- 4、 Control night light: on, off, dim

※Precautions

1. Do not use in direct sunlight or high temperature for a long time. Put the product.
2. After 6 hours of continuous work of this product, the power is cut off and cooled for 30 minutes, which will increase the service life of the product.
3. This product meets the laser light of safety level 1.
4. Do not decompose or modify this product.
5. This product is suitable for indoor use, please do not bring this product close to combustible or liquid, do not store this product at a light source.
6. The power interface of this product is an international universal Type-C port.
7. Please use a 5V power supply that has obtained CCC certification and meets the requirements of the standard Adapter.

FCC WARNING

This device complies with part 15 of the FCC Rules. Operation is subject to the following two conditions: (1) this device may not cause harmful interference, and (2) this device must accept any interference received, including interference that may cause undesired operation.

Any changes or modifications not expressly approved by the party responsible for compliance could void the user's authority to operate the equipment.

NOTE: This equipment has been tested and found to comply with the limits for a Class B digital device, pursuant to Part 15 of the FCC Rules. These limits are designed to provide reasonable protection against harmful interference in a residential installation. This equipment generates, uses and can radiate radio frequency energy and, if not installed and used in accordance with the instructions, may cause harmful interference to radio communications. However, there is no guarantee that interference will not occur in a particular installation.

If this equipment does cause harmful interference to radio or television reception,

which can be determined by turning the equipment off and on, the user is encouraged to try to correct the interference by one or more of the following measures:

- Reorient or relocate the receiving antenna.
- Increase the separation between the equipment and receiver.
- Connect the equipment into an outlet on a circuit different from that to which the receiver is connected.
- Consult the dealer or an experienced radio/TV technician for help.

To maintain compliance with FCC's RF Exposure guidelines, This equipment should be installed and operated with minimum 20cm distance between the radiator and your body: Use only the supplied antenna.