

Explorer Walkie Talkies

2-WAY RADIOS



Contents

2 WALKIE TALKIES

SAFETY WARNINGS

- Adult supervision required.
- Walkie Talkies are not water resistant. Do not expose to liquids other than to a damp cloth.
- Do not ingest any items included in this set.
- Use this product only for its intended purpose. Do not use attachments of any kind.
- Inspect before every use. If product appears damaged in any manner, discontinue use and discard immediately.

BATTERY WARNINGS

- Do not mix old and new batteries.
- Do not mix alkaline, standard (carbon-zinc), or rechargeable batteries.
- Alkaline batteries are recommended. Use only the specified voltage.
- Insert batteries using the correct polarity. Always use, replace, and recharge (if applicable) batteries under adult supervision.
- Do not attempt to charge non-rechargeable batteries.
- Do not short-circuit the battery supply terminals.
- Do not dispose of batteries in fire: batteries may explode or leak.
- Remove batteries before storing.
- Recycle or dispose of batteries according to federal, state, and local laws.
- Keep these instructions for future reference.

This device complies with part 15 of the FCC Rules. Operation is subject to the following two conditions:

(1) This device may not cause harmful interference, and (2) this device must accept any interference received, including interference that may cause undesired operation.

CAUTION: Changes or modifications not expressly approved by the party responsible for compliance could void the user's authority to operate the equipment.

Note: This equipment has been tested and found to comply with the limits for a Class B digital device, pursuant to part 15 of the FCC Rules. These limits are designed to provide reasonable protection against harmful interference in a residential installation. This equipment generates, uses and can radiate radio frequency energy and, if not installed and used in accordance with the instructions, may cause harmful interference to radio communications. However, there is no guarantee that interference will not occur in a particular installation. If this equipment does cause harmful interference to radio or television reception, which can be determined by turning the equipment off and on, the user is encouraged to try to correct the interference by one or more of the following measures:

- Reorient or relocate the receiving antenna.
- Increase the separation between the equipment and receiver.
- Connect the equipment into an outlet on a circuit different from that to which the receiver is connected.
- Consult the dealer or an experienced radio/TV technician for help.

Model No.: 1018775



DISCOVERY and all related elements © & ™ Warner Bros.
Discovery or its subsidiaries and affiliates. WB SHIELD: © & ™ WBEL (s25)

Distributed by and © 2024 MerchSource, LLC. Irvine, CA, 92618. All rights reserved.
For customer support, please visit www.msccustomer.com or call 1-800-374-2744.
Printed in China

KEEP THIS INSTRUCTION MANUAL AS IT CONTAINS IMPORTANT INFORMATION FOR FUTURE REFERENCE.

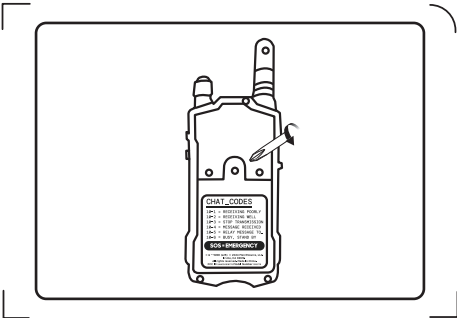
Due to continuous product improvements, the pictures on this manual may differ slightly from the actual product.



WARNING:

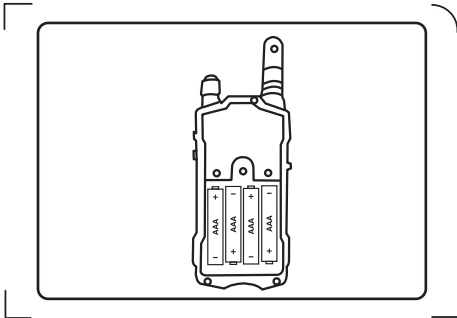
CHOKING HAZARD – Small Parts.
Not for children under 3 years of age.

Battery Installation



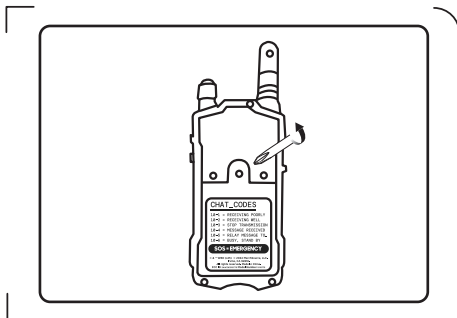
Step 1

Using a Phillips-head screwdriver, loosen the screw by turning it counterclockwise and remove the battery cover.



Step 2

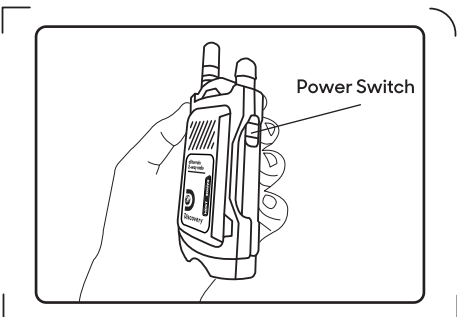
Insert 4 AAA 1.5V batteries (not included) in the orientation shown in each walkie talkie.



Step 3

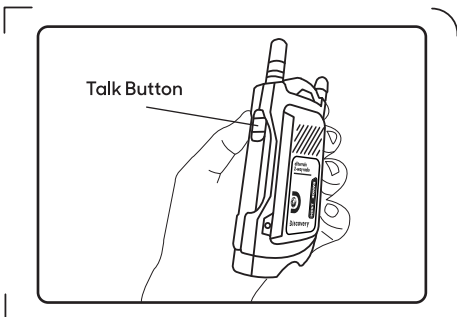
Replace the battery cover and screw by turning it clockwise.

Using Your Walkie Talkies



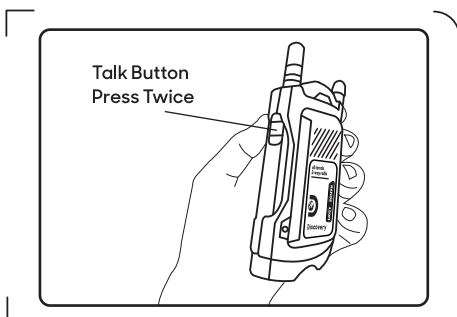
Step 1

Slide up the power switch on both walkie talkies to turn them on. The walkie talkies will flash while searching and turn solid on when connected.



Step 2

Press and hold the talk button while you speak. Release when you are finished speaking.
TIP: Only 1 person can talk at a time.



Step 3

Quickly press the talk button twice to ring the other walkie talkie.

TIP

- For best results, use the walkie talkies in open spaces that are clear of buildings and other obstacles.