

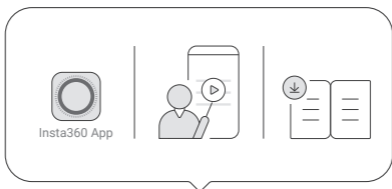
Insta360 Flow

QUICKSTART GUIDE

快速入门指南

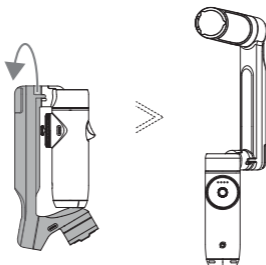


1

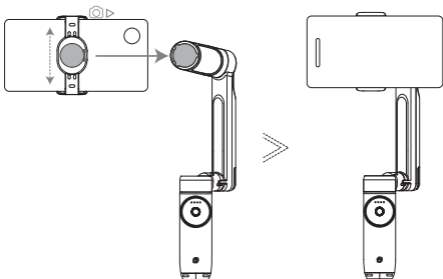


<https://insta360.com/flow/guide>

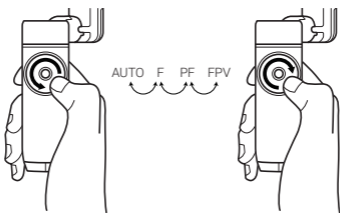
2



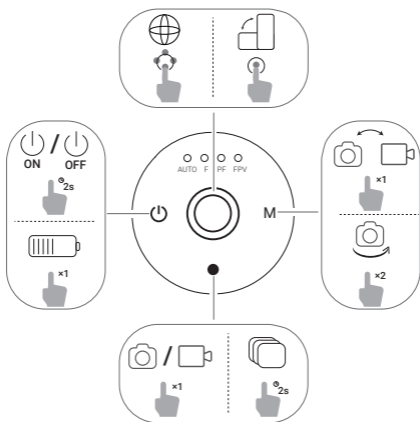
3



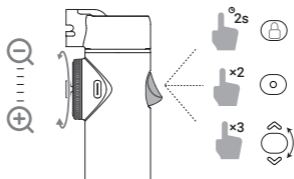
4



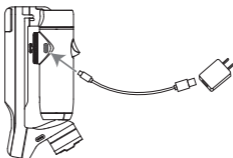
5



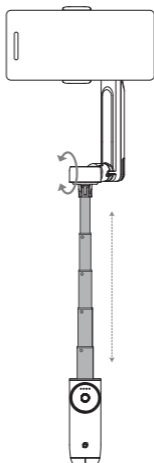
6



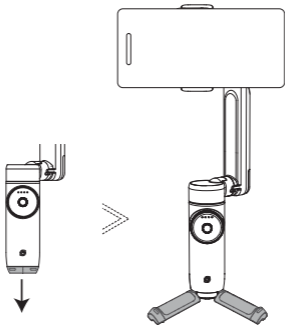
7



8



9

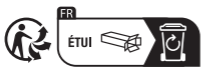


Arashi Vision Inc.

ADD: 11th Floor, Building 2, Jinlitong Financial Center,
 Bao'an District, Shenzhen, Guangdong, China
 WEB: www.insta360.com
 TEL: 400-833-4360 +1 800 6920 360
 EMAIL: service@insta360.com

Insta360 GmbH **EC REP**  **CARTA**

Gartenfelder Straße 29-37, Gebäude 31/31.12
 1.OG, 13599, Berlin, Germany
 +49 177 856 7813 cash.de@insta360.com



V1.0
 PB.ABB0101

Insta360 Flow

Safety Guide **安全指引**

Safety Information

Warning

- ① The product should never come into contact with any kind of liquid. If the inside of the product comes into contact with water, chemical decomposition may occur, potentially resulting in the battery catching on fire, and may even lead to an explosion.
- ② The product should be used in temperatures from -4°F to 104°F.
- ③ Do not charge the battery immediately after use, because the battery temperature may be too high. Do not charge the battery until it cools down to near room temperature. Charging the battery outside of the temperature above 104°F may lead to battery expansion, leakage, overheating, or battery damage.
- ④ If it is not used for a long time (e.g. 3 months), the battery may be depleted. Please charge the product to turn it on.
- ⑤ Do not leave the product near heat sources such as a furnace or heater. Do not leave the product inside of a vehicle on hot days.
- ⑥ Do not drop or strike product. Do not place heavy objects on the product.
- ⑦ Do not use any liquid cleansers. Only use a soft dry cloth to clean the product.

Note

- ① Insta360 Flow is not water resistant. Do not use it in the rain.
- ② Ensure no obstructions affecting the gimbal when Insta360 Flow is powered on.
- ③ Intricate components inside Insta360 Flow may be damaged upon impact and cause the gimbal to be damaged.
- ④ Keep Insta360 Flow away from sand and dust to safeguard the product.
- ⑤ Ensure to align the marks on Insta360 Flow and the Magnetic Phone Clamp when attaching. Otherwise, the phone may fall off. The Magnetic Phone Clamp attach to Insta360 Flow through magnets. Do not move it too fast or make any sudden movements.
- ⑥ Insta360 Flow contains magnets. Keep it away from pacemakers and other devices to avoid interference.
- ⑦ After use, please shrink the extension rod collapse and store the product.

Specification

Name	Insta360 Flow
Model	CINSABBA
Energy	10.44w
Bluetooth	Operation Frequency: Bluetooth 2400~2483.5MHz Output Power (E.I.R.P.): < 10dbm Model: A0692
Battery	Capacity: 2900 mAh Input: 5V 2A
Operating temperature	-20°C - 40 °C

中文

安全信息

警告

- ① 严禁使产品接触任何液体，切勿将产品浸入水中或将其弄湿。产品内部接触到水后可能会发生分解反应，从而引发电池自燃，甚至可能引发爆炸。
- ② 请在温度为 -20 °C ~ 40 °C 的环境中使用产品。
- ③ 刚结束使用的电池处于高温状态，请等待电池降至室温后再充电。充电环境温度高于 40°C 可能导致电池膨胀、漏液、过热或损坏。
- ④ 若长时间不使用（如三个月），电池电量或耗尽，请及时给产品充电并开机。
- ⑤ 禁止将产品放在靠近热源之处（火炉或加热器等）以及将产品置于热天的汽车内。
- ⑥ 禁止机械撞击、碾压、或抛掷产品。请勿在产品上放置重物。
- ⑦ 请勿对其使用任何带清洁功能的液体。建议使用柔软的干布清洁。

注意

- ① Insta360 Flow 不防水，切勿在雨中使用本产品。
- ② Insta360 Flow 电源开启后，确保云台转动不受外力阻挡。
- ③ Insta360 Flow 为高精度设备。摔落或碰撞可能会损坏产品，导致异常。
- ④ 使用 Insta360 Flow 时，请注意防尘防沙。
- ⑤ 手机夹吸附于云台上时，确保对位准确，否则可能导致吸附不稳。
- ⑥ 手机夹为磁吸方式，吸附能力有限，建议在手持场景使用，避免剧烈运动场景。
- ⑦ Insta360 Flow 与手机夹含有磁铁，为免受磁化影响，请远离心脏起搏器等易受干扰设备。
- ⑧ 手机夹安装在手机上，会影响手机的 NFC 与无线充电功能，拆下手机夹即可恢复正常。
- ⑨ 使用结束后，建议将延长杆收回，折叠后收纳。

规格

产品名称	Insta360 Flow
产品型号	CINSABBA
功耗	10.44wh
蓝牙	工作频率：2400~2483.5MHz 输出：< 10dbm 型号：A0692
电池	容量：1900mah, 输入：5V 2A
工作环境温度	-20°C - 40 °C

Compliance Information

FCC Statement

This equipment has been tested and found to comply with the limits for a Class B digital device, pursuant to Part 15 of the FCC Rules. These limits are designed to provide reasonable protection against harmful interference in a residential installation. This equipment generates uses and can radiate radio frequency energy and, if not installed and used in accordance with the instructions, may cause harmful interference to radio communications. However, there is no guarantee that interference will not occur in a particular installation. If this equipment does cause harmful interference to radio or television reception, which can be determined by turning the equipment off and on, the user is encouraged to try to correct the interference by one or more of the following measures:

- Reorient or relocate the receiving antenna.
- Increase the separation between the equipment and receiver.
- Connect the equipment into an outlet on a circuit different from that to which the receiver is connected.
- Consult the dealer or an experienced radio/TV technician for help.

This device complies with part 15 of the FCC Rules. Operation is subject to the following two conditions:

- (1) This device may not cause harmful interference, and (2) this device must accept any interference received, including interference that may cause undesired operation.

Changes or modifications not expressly approved by the party responsible for compliance could void the user's authority to operate the equipment

RF Exposure

This equipment complies with FCC radiation exposure limits set forth for an uncontrolled environment. End user must follow the specific operating instructions for satisfying RF exposure compliance. This transmitter must not be co-located or operating in conjunction with any other antenna or transmitter.

IC STATEMENT

This device complies with Industry Canada's licence-exempt RSSs. Operation is subject to the following two conditions:

- (1) This device may not cause interference; and
(2) This device must accept any interference, including interference that may cause undesired operation of the device.

Le présent appareil est conforme aux CNR d'Industrie Canada applicables aux appareils

radio exempts de licence. L'exploitation est autorisée aux deux conditions suivantes :

- (1) l'appareil ne doit pas produire de brouillage, et
(2) l'utilisateur de l'appareil doit accepter tout brouillage radioélectrique subi, même si le brouillage est susceptible d'en compromettre le fonctionnement.

RF Exposure

This equipment complies with IC radiation exposure limits set forth for an uncontrolled environment.

Cet équipement est conforme aux limites d'exposition aux radiations de la IC définies pour un environnement non contrôlé.



Declaration of Conformity

Arashi Vision Inc. hereby, declares that this product is in compliance with the essential requirement and other relevant provisions of the directive 2014/53/EU .

A copy of the EU Declaration of Conformity is available online at <http://www.insta360.com/cn/euro-compliance>

GB Compliance Statement

Arashi Vision Inc. hereby, declares that this product is in compliance with the essential requirement and other relevant provisions of Radio Equipment Regulations 2017.

A copy of the GB Declaration of Conformity is available online at <http://www.insta360.com/cn/euro-compliance>



WEEE Directive

Correctly dispose of this product. This marking indicates that this product should not be disposed with other household wastes throughout the EU/UK. To prevent possible harm to the environment or human health from uncontrolled waste disposal, recycle responsibly to promote the sustainable reuse of material resources. To safely recycle your device, please use return and collection systems or contact the retailer where the device was originally purchased.

NCC Compliance Notice

取得審驗證明之低功率射頻器材，非經核准，公司、商號或使用者均不得擅自變更頻率、加大功率或變更原設計之特性及功能。

低功率射頻器材之使用不得影響飛航安全及干擾合法通信；經發現有干擾現象時，應立即停用，並改善至無干擾時方得繼續使用。

前述合法通信，指依電信管理法規定作業之無線電通信。

低功率射頻器材須忍受合法通信或工業、科學及醫療用電波輻射性電機設備之干擾。

應避免影響附近雷達系統之操作。

Insta360 GmbH **EC REP**  **CARTA**

Gartenfelder Straße 29-37, Gebäude 31/31.12
1.OG, 13599, Berlin, Germany

+49 177 856 7813 cash.de@insta360.com



PB.ABB0201