



10" LED SELFIE RING LIGHT

ATL010US



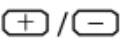

User Manual

For Photography/Live Streaming/Beauty/Makeup/Nail Salon and other lighting applications.

Installation:

- ① Unscrew the adjusting knob at the bottom of the Tripod
- ② Pull the legs straight down and into position
- ③ Adjust the tripod to the appropriate height and tighten the fixture
- ④ Install Ball Joint
- ⑤ Connect the ring light and the Ball Joint together
- ⑥ Install the phone holder

Instructions:

- ◆ After the installation, connect the USB to the power supply and press the  to light up.
- ◆  can adjust the color temperature. (Cold Light, Nature Light, Warm Light)
- ◆  can adjust the brightness of the ring light. There are 10 color levels, you can adjust the light to a comfortable level as you need .
- ◆ Finally, press the  to turn off the power.

Instructions of bluetooth remote:

1. Open the remote and blue lamp will flicker.
2. Open the phone bluetooth and search new service, and then connect it.
3. After matching and connecting, open the phone camera app.
4. If it's iPhone, you can straightly use remote to control photographing.
5. If it's Android, you can straightly use remote to control photographing. Or download camera 360 app and open the app, then choose volume key as shooting button in settings to control the remote.

Attention:

- ◆ When selecting an adapter, it is recommended to use 5V.2A /2.A
- ◆ Please unplug the power after use.
- ◆ Keep away from the fire.

Specifications:

Power: 15W

LED Bulbs: 120 pcs

Luminance : 6000 lux

Power Supply: USB 5V

USB Cable Length: 195cm/77 Inch

Frequency Range:2402-2480MHz

Dimmable: Yes

Color Temperature: 2800-6500K

CRI: 95+

Ring Light Size Diameter: 26cm /10.24 Inch

Aluminum Tripod Length: 162cm/64 Inch

Warnings Reference

Warning: Changes or modifications to this unit not expressly approved by the party responsible for compliance could void the user's authority to operate the equipment.

Note: This equipment has been tested and found to comply with the limits for a Class B digital device, pursuant to part 15 of the FCC Rules. These limits are designed to provide reasonable protection against harmful interference in a residential installation. This equipment generates, uses and can radiate radio frequency energy and, if not installed and used in accordance with the instructions, may cause harmful interference to radio communications. However, there is no guarantee that interference will not occur in a particular installation. If this equipment does cause harmful interference to radio or television reception, which can be determined by turning the equipment off and on, the user is encouraged to try to correct the interference by one or more of the following measures:

- Reorient or relocate the receiving antenna.
- Increase the separation between the equipment and receiver.
- Connect the equipment into an outlet on a circuit different from that to which the receiver is connected.
- Consult the dealer or an experienced radio/TV technician for help.

**Arlec America LLC
9100 Crockett Drive
Lantana
Denton Country Texas
76226
United States**