


TOY RC CARS LIGHTS AND SOUNDS


AGES
6+

CONTENTS


- 1 x R/C Police Car
- 1 x R/C Robber Car
- 2 x Remote
- 1 x Police Officer
- 1 x Robber




POLICE & REMOTE



ROBBER & REMOTE



POLICE CAR



ROBBER CAR

INSTALLING BATTERIES

The cars require 3 AA 1.5V battery (not included) and the remotes require 2 AA 1.5V batteries (not included).

Use a Phillips head or Cross screwdriver to loosen the screw securing the battery cover plate. Insert the batterie(s), ensuring the correct polarity. Replace the battery cover and tighten the screw.

WARNING: Changes or modifications to this unit not expressly approved by the party responsible for compliance could void the user's authority to operate the equipment.

This device complies with Part 15 of the FCC Rules. Operation is subject to the following two conditions: (1) this device may not cause harmful interference, and (2) this device must accept any interference received, including interference that may cause undesired operation.

Note: This equipment has been tested and found to comply with the limits for a Class B digital device, pursuant to part 15 of the FCC Rules. These limits are designed to provide reasonable protection against harmful interference in a residential installation. This equipment generates, uses and can radiate radio frequency energy and, if not installed and used in accordance with the instructions, may cause harmful interference to radio communications.


However, there is no guarantee that interference will not occur in a particular installation. If this equipment does cause harmful interference to radio or television reception, which can be determined by turning the equipment off and on, the user is encouraged to try to correct the interference by one or more of the following measures:

- Reorient or relocate the receiving antenna.
- Increase the separation between the equipment and receiver.
- Connect the equipment into an outlet on a circuit different from that to which the receiver is connected.
- Consult the dealer or an experienced radio/TV technician for help.

FEATURES

- Easy to use controls
- Working lights
- Realistic sounds
- Removable character

PLAY



- Press the left white button to go forward.
- Press the right white button to make a circle.
- Press any of the center buttons for fun sounds.

Note: For best results, operate on a smooth, hard surface.

BATTERY WARNINGS

- Do not mix old and new batteries.
- Do not mix alkaline, standard (carbon-zinc), or rechargeable batteries.
- Alkaline batteries are recommended. Use only the specified voltage.
- Insert batteries using the correct polarity. Always use, replace, and recharge (if applicable) batteries under adult supervision.
- Do not attempt to charge non-rechargeable batteries.
- Do not short-circuit the battery supply terminals.
- Do not dispose of batteries in fire: batteries may explode or leak.
- Remove batteries before storing.
- Recycle or dispose of batteries according to federal, state, and local laws.
- Keep these instructions for future reference.

SAFETY WARNINGS

- Not for children under the age of 3.
- For indoor use only.
- Do not expose to moisture or extreme temperatures.
- Do not use people or animals as obstacles.
- Do not run car into furniture objects or hard surfaces as this will cause damage to both the objects and car.
- Keep fingers, hair and loose clothing away from the tires, gears and motor while car is switched to "ON".
- Remove all batteries when not in use to avoid accidental operation.
- Adult supervision is recommended when operating car.
- Thoroughly inspect products before every use. If the product appears worn, frayed/splintered, cracked, or broken in any manner, discontinue use and discard immediately.



WARNING:

CHOKING HAZARD-Small Parts.
Not for Children under 3 years.

Model No.: 1012191

FAO® and FAO Schwarz® names and logos are trademarks or registered trademarks. Distributed by and © 2020 MerchSource, LLC. Irvine, CA 92618. All rights reserved.
© 2020 MerchSource, LLC. Irvine, CA 92618. All rights reserved.
For technical support, please call 1-800-374-2744
Printed in China

KEEP THIS INSTRUCTION MANUAL AS IT CONTAINS IMPORTANT INFORMATION FOR FUTURE REFERENCE.

Due to continuous product improvements, the pictures on this manual may differ slightly from the actual product.

11"

8.5"