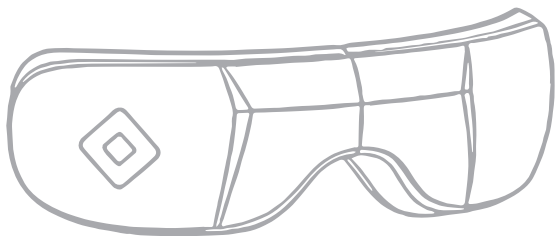


LOYPA



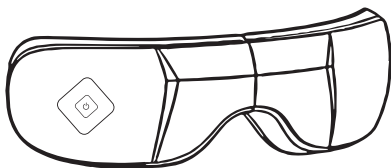
**Eye Massager
User Manual**

Attention

Please read and comprehend all the contents of this manual and operate the product according to the instructions.

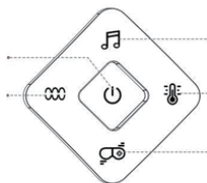
1. **DO NOT** use if you have had an eye operation, or if you have any eye disease such as glaucoma, cataract, and amotio retinae;
2. **DO NOT** clean the product with water; clean it with cotton soaked in alcohol;
3. This product has a hot surface; people sensitive to heat should take extra care when using this;
4. Juveniles, disabled people, and the elderly should only use this product when properly supervised;
5. The product is intended for personal use; it is not intended to replace medical care and medical devices;
6. **DO NOT** use if you have any swelling in the eye area;
7. **DO NOT** disassemble the product, **DO NOT** impact or squeeze its interior lithium battery or expose it to fire;
8. **DO NOT** use if the battery has been immersed in water;
9. **DO NOT** use in high temperatures or humid environments; Avoid direct exposure to the sun;
10. Consult your doctor if you have sensitive skin, allergic dermatitis, or orthopedic bio materials;
11. Remove contact lenses, hairpins, and hair accessories before using;
12. Start the eye massager after putting it on in order to avoid damage to the air bag due to over pressure;
13. Only use the charger (5V 1A, not included) to recharge the eye massager;
14. You must have your eyes closed while massaging;
15. **DO NOT** use sharp objects to scratch this product.

Product structure



Change Mode /
Power ON/OFF

Air Pressure
Indicator Light



Music Indicator
Light

Heat Compression
Indicator Light

Vibration Massage
Indicator Light

Technical parameters

Product name: LOYPA Eye Massager

Input: 5V=1A

Rated power: 4.5W

Model: LPUSEM-001

What's included

1 x LOYPA Eye Massager

1 x USB Cable

1 x User Manual

1 x Warranty Card

Wearing the device

Align the cloth cover to your eyes, put on the device, adjust the elastic band, adjust the device to the most comfortable position. Hold the power button for 3 seconds to turn on the eye massage.

Charging

1. Plug the power adapter into the USB port.
2. The indicator light is red during charging, and it will be in blue once the battery has been charged completely.
3. The product cannot be used during charging. (If the product is charged when it is working, it will run the self-protection program to stop working automatically.)
4. The product has built-in rechargeable battery. The charging time is of about 3 hours.
5. Please stop using it when the product indicates that the battery is low through voice reminder. Use it after recharging.

Multiple ways of charging the product

1. Through USB port on the computer;
2. Through mobile power supply;
3. Through standard 5V charger plug (recommended, not included).

Bluetooth pairing

Hold power button for 3 seconds and the Bluetooth pairing mode opens automatically, on your phone or tablet enter your Bluetooth settings and select "Loypa eye massager" to connect.

Note: Connection for the first time needs manual acting. If the product is paired with your phone successfully, they will connect each other automatically when turning them on the next time.

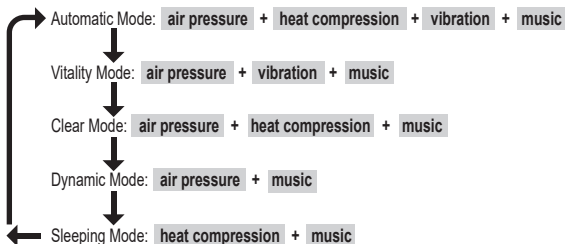
During operation

Default setting: Automatic mode = **air pressure** + **heat compression** + **vibration** + **music**

The default time of usage is 15 minutes after turning on the product. For longer time of usage, please turn on the product again.

Press power button to change mode:

Hold power button 3 seconds to turn on/off the eye massager. Gently press power button to change modes. Audio voice will confirm mode change.



FAQ and Troubleshooting

Problem	Possible causes	Actions
There is a sound mechanical or air sound coming from device	Normal sound of air pump inflating, motor working, or air pressure	No need to do anything
Device turns off automatically. Device does not turn on. Buttons are not responsive. Air pressure is weak.	Battery is low	Charge the device

If there are other problems, turn off the device and contact us at support@loypa.net. LOYPA is not responsible for any damage or injuries that occur if you attempt to disassemble or repair the product yourself.

Maintenance

1. Use wet wipe to clean it. Do not rinse with water.
2. After using, the product should be placed in a safe place.
3. Measures should be taken to prevent moisture, prevent mice and prevent pollution.
4. If the product fails, do not disassemble it by yourself. Ask help from professional technician.

Guarantee

This product comes with one-year warranty from the date of purchase. Warranty will be voided due to any of the following:

Damaged due to the improper usage or storage;

Damaged by attempting to repair or disassemble the device;

Period of warranty exceeded.

FCC Warning Statement

Changes or modifications not expressly approved by the party responsible for compliance could void the user's authority to operate the equipment. This equipment has been tested and found to comply with the limits for a Class B digital device, pursuant to Part 15 of the FCC Rules. These limits are designed to provide reasonable protection against harmful interference in a residential installation. This equipment generates uses and can radiate radio frequency energy and, if not installed and used in accordance with the instructions, may cause harmful interference to radio communications. However, there is no guarantee that interference will not occur in a particular installation. If this equipment does cause harmful interference to radio or television reception, which can be determined by turning the equipment off and on, the user is encouraged to try to correct the interference by one or more of the following measures:

- - Reorient or relocate the receiving antenna.
- - Increase the separation between the equipment and receiver.
- - Connect the equipment into an outlet on a circuit different from that to which the receiver is connected.
- - Consult the dealer or an experienced radio/TV technician for help.

This device complies with part 15 of the FCC Rules. Operation is subject to the following two conditions: (1) This device may not cause harmful interference, and (2) this device must accept any interference received, including interference that may cause undesired operation.

The device has been evaluated to meet general RF exposure requirement.