

Welcome  
to the BIC R&D community!



## SQUAD RAZOR CUSTOMER CARE

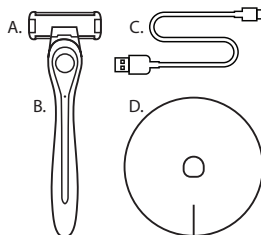
Thank you for being part of the Squad.

We hope you will stay engaged for the whole series and you are satisfied with your shaving experience.

Any questions, please contact: SquadRazor@bicworld.com or visit : <https://nextbichthing.com/support>

### CONTENTS

- A. Cartridge
- B. Razor handle
- C. USB C-type cable
- D. Charging dock



### IMPORTANT SAFETY INSTRUCTIONS

When using an electrical appliance, basic precautions should always be taken, including the following:

#### READ ALL INSTRUCTIONS BEFORE USING THIS APPLIANCE.

Only the shaver can be used in a bathtub or under the shower. The charging dock should not be submerged or placed under a jet of water.

### DANGEROUS

1. While connected to a power source, the charging dock should not be submerged in water.
2. Unplug the device before cleaning.

### WARNING

1. THIS PRODUCT IS FOR HOUSEHOLD USE ONLY.
2. Keep out of reach of children. Small parts may come off in case of rough handling or drop.
3. Close supervision is required when this appliance is used by, on, or near persons with disabilities.
4. Use this appliance only for its intended use as described in this manual. Do not use attachments not recommended by the manufacturer.
5. Never operate this appliance if it has a damaged cable or plug, if it is not working properly, if it has been dropped or damaged, or if the power supply has been dropped into water. Return the appliance by contacting the customer engagement team.
6. Keep the cable away from heated surfaces.
7. Never drop or insert any object into any opening of the appliance.
8. Do not use outdoors or operate where aerosol (spray) products are being used or where oxygen is being administered.
9. Do not use this appliance with a damaged or broken shaving cartridge, as serious skin injuries may occur.
10. Recommended ambient temperature for charging and usage is 41°F to 95°F (5°C to 35°C). The product may not charge or work properly under extreme low or high temperatures.
11. Do not expose the product to temperatures higher than 122°F (50°C) for extended periods of time.

### FIRST USE & CHARGING

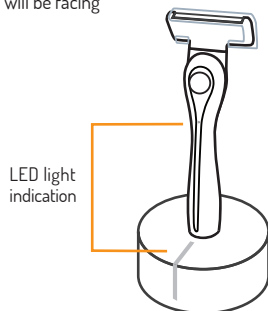
Prior to first use, the product needs to be charged by connecting to the charging dock for at least 2 hours. A full charge takes about 4 hours. The devices power up automatically. When fully charged, or when the handle is taken off the charging dock, all indicators will turn off.

1. Connect the charging dock (D) to the USB cable (C), then plug the cable into a power source.
2. Place the handle (B) on the charging dock (D) in an upright position. Once the handle is placed correctly, both the charging dock and handle LED will be facing the same side and will light up.

### LED STATUS

- In use
- Bluetooth Pairing
- High Charge
- Must Charge
- Stand by / Off

In case of malfunction the light will cycle through above colors



## LEGAL NOTICE

### FCC WARNING

This transmitter must not be co-located or operating in conjunction with any other antenna or transmitter.

Any changes or modifications not expressly approved by the party responsible for compliance could void the user's authority to operate the equipment.

This device complies with part 15 of the FCC Rules. Operation is subject to the following two conditions: (1) This device may not cause harmful interference, and (2) this device must accept any interference received, including interference that may cause undesired operation.

Note: This equipment has been tested and found to comply with the limits for a Class B digital device, pursuant to part 15 of the FCC Rules. These limits are designed to provide reasonable protection against harmful interference in a residential installation. This equipment generates, uses and can radiate radio frequency energy and, if not installed and used in accordance with the instructions, may cause harmful interference to radio communications. However, there is no guarantee that interference will not occur in a particular installation. If this equipment does cause harmful interference to radio or television reception, which can be determined by turning the equipment off and on, the user is encouraged to try to correct the interference by one or more of the following measures:

- Reorient or relocate the receiving antenna.
- Increase the separation between the equipment and receiver.
- Connect the equipment into an outlet on a circuit different from that to which the receiver is connected.
- Consult the dealer or an experienced radio/TV technician for help.

#### RF Exposure Statement

For Shaver: This equipment complies with FCC radiation exposure limits set forth for an uncontrolled environment.

For Base: This equipment complies with FCC radiation exposure limits set forth for an uncontrolled environment. This equipment should be installed and operated with minimum distance 20cm between the radiator & your body.

### ISED WARNING

This device complies with Innovation, Science and Economic Development Canada License exempt RSS standard(s). Operation is subject to the following two conditions:

(1) This device may not cause harmful interference, and (2) This device must accept any interference received, including interference that may cause undesired operation of the device.

Le présent appareil est conforme aux CNR d'Innovation, Sciences et Développement économique Canada applicables aux appareils radio exempts de licence. L'exploitation est autorisée aux deux conditions suivantes :

(1) l'appareil ne doit pas produire de brouillage, et (2) l'utilisateur de l'appareil doit accepter tout brouillage radioélectrique subi, même si le brouillage est susceptible d'en compromettre le fonctionnement.

#### RF Exposure Statement

For Shaver: The device is compliance with RF exposure guidelines, users can obtain Canadian information on RF exposure and compliance.

Le présent appareil est conforme

Après examen de ce matériel aux conformité ou aux limites d'intensité de champ RF, les utilisateurs peuvent sur l'exposition aux radiofréquences et compliance d'acquérir les informations correspondantes.

For Base: The device is compliance with RF exposure guidelines, users can obtain Canadian information on RF exposure and compliance. The minimum distance from body to use the device is 20cm.

Le présent appareil est conforme

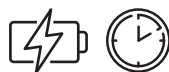
Après examen de ce matériel aux conformité ou aux limites d'intensité de champ RF, les utilisateurs peuvent sur l'exposition aux radiofréquences et compliance d'acquérir les informations correspondantes. La distance minimale du corps à utiliser le dispositif est de 20cm.

## QUICK START



### CHARGE

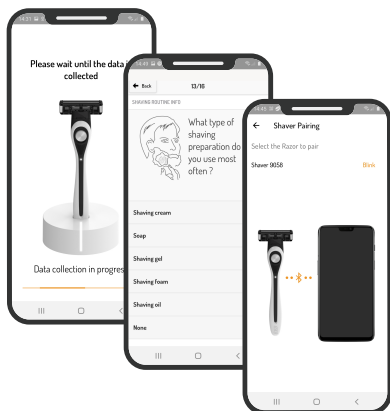
Place shaver on the charging dock. Plug usb cable to the charging dock and to a power source. Charge for at least 2 hours.



### DOWNLOAD APP



Get 'BIC Squad Razor' app from the App Store (iPhone) or Google Play (Android)



### OPEN APP

Follow in-app instructions to set up device.

For any questions, visit: [nextbichthing.com/support](http://nextbichthing.com/support)

Enjoy your shave!