

Starlink Router

Model UTR-231

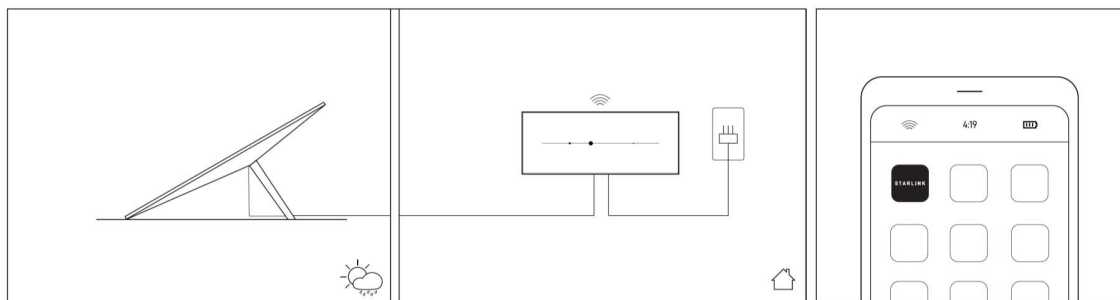
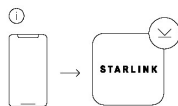
STARLINK

SETUP

1. Plug everything in

Power up the Router by connecting the power cord and dish cable through the bottom ports of the Router. When everything is connected correctly, the Router LED will glow a pulsing white.

STARLINK



Power Supply LED:

When the Router is powered, the LED glows solid white

Router LED:

Pulsing White: Initializing

Solid White: Waiting for Internet

Solid Blue: Connected to Internet

Regulatory information

Starlink Wi-Fi Router, rated 100 – 240V, 50/60 Hz. For regulatory identification purposes, your product is assigned a Regulatory Model Number which is located on the back of the product.

If required, regulatory markings for your country or region are located on the back of the unit.

For regulatory identification purposes, your product is assigned a Model No.: UTR-231

FCC ID: 2AWHPR231, IC: 26207-UTR231

To view the electronic regulatory label on a connected device (e.g., phone, tablet, PC) via the Starlink GUI.

Open Starlink App, or enter <http://192.168.100.1/> in your Internet Browser

Starting from main page of **STARLINK GUI**

Step 1 – access submenu **“Support”**

Step 2 – access submenu **“Legal”**


Step 3 – access submenu **“Regulatory Label”**

Alternatively, the regulatory markings might be located on the bottom of the unit, on the packaging, or elsewhere in this document.


ENVIRONMENTAL SPECIFICATIONS

	INDOOR
Temperature, Operating	0°C - +40°C 32°F - 86°F
Relative Humidity (noncondensing), Operating	20% - 80%

SAFETY NOTICES

 **WARNING!** To reduce the risk of injury, electric shock, or fire, follow basic safety precautions, including:

- Make sure the product’s power is disconnected before accessing, moving, or installing the Starlink dish. Starlink contains moving parts when powered on.
- Plug the power cord into an AC outlet that is easily accessible at all times. If the power cord has a 3-pin attachment, plug the cord into a grounded (earthed) 3-pin outlet.
- Only use the AC adapter and power cord provided with the system or purchased from SpaceX.
- Do not operate this product with a damaged power cord set. If the power cord is damaged, replace before using this product.
- During operation, do not allow the AC adapter to contact skin or a soft surface, such as carpet/rug or clothing. The product and the AC adapter comply with the user-accessible surface temperature limits defined by applicable safety standards.
- Avoid using this product during an electrical storm. There is a remote risk of electric shock from lightning.

 Do not operate this product if you notice crackling, hissing, popping sounds, a strong odor, or smoke coming from any parts of the system. Turn off the system, disconnect from power source, and contact Starlink technical support for assistance.

Federal Communications Commission Notice

This device complies with Part 15 of the FCC Rules. Operation is subject to the following two conditions: (1) This device may not cause harmful interference, and (2) this device must accept any interference received, including interference that may cause undesired operation.

This equipment has been tested and found to comply with the limits for a Class B digital device, pursuant to Part 15 of the FCC Rules. These limits are designed to provide reasonable protection against harmful interference in a residential installation. This equipment generates, uses and can radiate radio frequency energy and, if not installed and used in accordance with the instructions, may cause harmful interference to radio communications. However, there is no guarantee that interference will not occur in a particular installation. If this equipment does cause harmful interference to radio or television reception, which can be determined by turning the equipment off and on, the user is encouraged to try to correct the interference by one of the following measures:

- Reorient or relocate the receiving antenna.
- Increase the separation between the equipment and receiver.
- Connect the equipment into an outlet on a circuit different from that to which the receiver is connected.
- Consult the dealer or an experienced radio/TV technician for help.

FCC Caution: Any changes or modifications not expressly approved by the party responsible for compliance could void the user's authority to operate this equipment.

This transmitter must not be co-located or operating in conjunction with any other antenna or transmitter.

Radiation Exposure Statement:

This equipment complies with FCC radiation exposure limits set forth for an uncontrolled environment. This equipment should be installed and operated with minimum distance 20cm between the radiator & your body.

Industry Canada statement:

This device complies with ISSED's licence-exempt RSSs. Operation is subject to the following two conditions: (1) This device may not cause harmful interference, and (2) this device must accept any interference received, including interference that may cause undesired operation.

Le présent appareil est conforme aux CNR d' ISSED applicables aux appareils radio exempts de licence. L'exploitation est autorisée aux deux conditions suivantes : (1) le dispositif ne doit pas produire de brouillage préjudiciable, et (2) ce dispositif doit accepter tout brouillage reçu, y compris un brouillage susceptible de provoquer un fonctionnement indésirable.

Caution:

(i) the device for operation in the band 5150-5250 MHz is only for indoor use to reduce the potential for harmful interference to cochannel mobile satellite systems;

Radiation Exposure Statement:

This equipment complies with ISSED radiation exposure limits set forth for an uncontrolled environment. This equipment should be installed and operated with greater than 20 cm between the radiator & your body.

Avertissement:

Le guide d'utilisation des dispositifs pour réseaux locaux doit inclure des instructions précises sur les restrictions susmentionnées, notamment :

(i) les dispositifs fonctionnant dans la bande 5150-5250 MHz sont réservés uniquement pour une utilisation à l'intérieur afin de réduire les risques de brouillage préjudiciable aux systèmes de satellites mobiles utilisant les mêmes canaux;

Déclaration d'exposition aux radiations:

Cet équipement est conforme aux limites d'exposition aux rayonnements ISED établies pour un environnement non contrôlé. Cet équipement doit être installé et utilisé à plus de 34 cm entre le radiateur et votre corps.