

MAINTENANCE

- Remove the batteries when the unit is not in use for long periods.
- Clean the vehicle with soft cloth.
- Avoid being heated or being exposed to strong sunlight.
- Keep dry.
- Regularly examine the toy for any damage to its wires, plug, enclosure and other parts, and they must not be used until the damage has been repaired.

FCC STATEMENT

This device complies with Part 15 of the FCC Rules. Operation is subject to the following two conditions:

- (1) This device may not cause harmful interference, and
- (2) This device must accept any interference received, including interference that may cause undesired operation.

Warning: Changes or modifications not expressly approved by the party responsible for compliance could void the user's authority to operate the equipment.

RF warning :

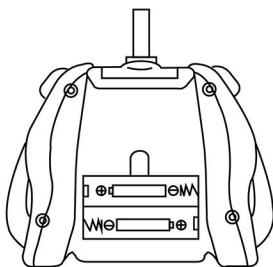
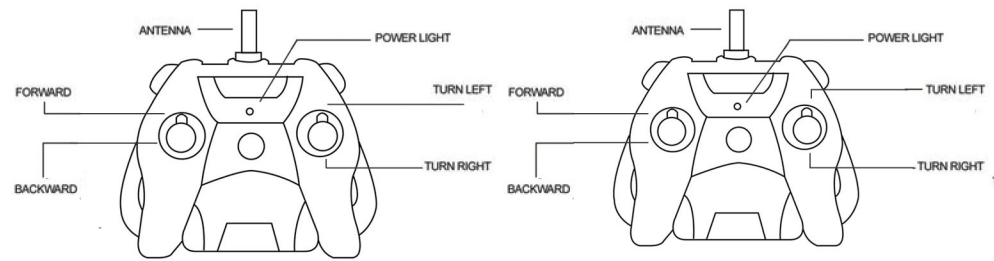
The device has been evaluated to meet general RF exposure requirement. The device can be used in portable exposure condition without restriction.

NOTE: This equipment has been tested and found to comply with the limits for a Class B digital device, pursuant to Part 15 of the FCC Rules. These limits are designed to provide reasonable protection against harmful interference in a residential installation. This equipment generates uses and can radiate radio frequency energy and, if not installed and used in accordance with the instructions, may cause harmful interference to radio communications. However, there is no guarantee that interference will not occur in a particular installation. If this equipment does cause harmful interference to radio or television reception, which can be determined by turning the equipment off and on, the user is encouraged to try to correct the interference by one or more of the following measures:

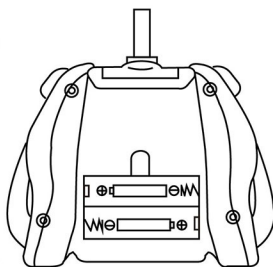
- ☑ Reorient or relocate the receiving antenna.
- ☑ Increase the separation between the equipment and receiver.
- ☑ Connect the equipment into an outlet on a circuit different from that to which the receiver is connected.
- ☑ Consult the dealer or an experienced radio/TV technician for help.

- 9.Regularly examine the toy for any damage to its wires, plug, enclosure and other parts, and they must not be used until the damage has been repaired.
- 10.For better preservation of rechargeable batteries, please regularly recharge it, and only a charger of the same or equivalent type is recommended to be used.
- 11.Plastic bag is not for playing, as it may cause suffocation. Please keep away from small children.
- 12.Dispose of battery responsibly, Do not dispose of in fire.

FEATURES & FUNCTION

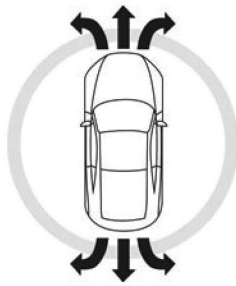


Uses 2 x "AA" 1.5V Batteries(Not included)



Uses 2 x "AA" 1.5V Batteries(Not included)

Function: Forward, Reverse, Turn Left, Turn Right,  
Features: Authentic car styling with injection  
moulded body,Independent  
suspension system.



INSTRUCTIONS



This manual is applicable to the following types of product:

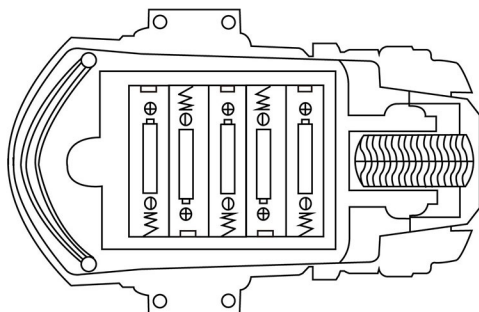
RC STUNT

OPERATION GUIDE

- Please open the lid and put 5 pieces of "AA" batteries into the car according to its polarity, then close the lid.
- Please open the lid and put 2 pieces of "AA" batteries according to its polarity, then close the lid.
- Push the switch to the "ON" position on the car, so it can be operated.
- Adjust the direction adjustment switch to control the car running in a straight line.

CAUTION

- 1.Different types of batteries or new and used batteries are not to be mixed. Exhausted batteries are to be removed from the toy.
- 2.Batteries should be replaced by an adult. Batteries are to be inserted with the correct polarity. The supply terminals are not to be short-circuited.
- 3.Non-rechargeable batteries are not to be recharged. Rechargeable batteries are to be removed from the toy before being charged. Batteries are to be charged by adult or children at least 8 years old, leaked or broken batteries are not to be charged.
- 4.Rechargeable batteries are only to be charged under adult supervision.
- 5.Only batteries of the same or equivalent type is recommended to be used.
- 6.The antenna, wire, USB wire or battery plug are not to be inserted into output socket.
- 7.Never put the batteries near fire or any source of heat, water or direct sunlight.
- 8.Skin or clothing is to be washed immediately if you make contact with leaked liquid from the battery.



Uses 5 x "AA" 1.5V Batteries(Not included)

SWITCH

**WARNING:**  
CHOKING HAZARD-Small parts.  
Not for children under 3 years.

The instruction has to be kept since it contains important information.

- When your vehicle starts to lose power, it may lose its functions or performance. This indicates that its time to refresh your batteries or recharge them. Your vehicle's running time may change depending on your driving style.



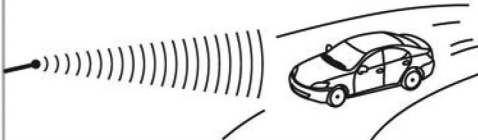
- Don't drive your vehicle in sand or through water or snow.



- Radio interference can make your vehicle run badly. Interference can be caused by other radio control vehicles running on the same frequency, electrical wires, large buildings, or CB radios. Try to stay away from them!



- Point your transmitter antenna up not down toward your vehicle. If your vehicle gets too far away, it won't work properly. If your transmitter has an antenna carry-loop feature, make sure the antenna is removed from the holder and straightened before operating.



- Don't put your vehicle near heat or in direct sunlight. Always turn switches OFF after operating.



Car pictures demonstrated above may vary from the toys.