

# **gemini**



## Waterproof Mountable Outdoor Bluetooth® Speakers

### **BLACK**

GHSI-W400BT-PR-BLK

GHSI-W525BT-PR-BLK

GHSI-W650BT-PR-BLK

### **WHITE**

GHSI-W400BT-PR-WHT

GHSI-W525BT-PR-WHT

GHSI-W650BT-PR-WHT

©2023 Innovative Concepts & Design, LLC. All Rights Reserved.  
Bluetooth® is a registered trademark of Bluetooth SIG Inc  
Product specifications and colors may vary from photo.

Manufactured and serviced by:  
Innovative Concepts & Design LLC  
458 Florida Grove Road  
Perth Amboy, NJ 08861 USA  
(732)587-5466


[geminisound.com](http://geminisound.com)

# INDEX


What's Included	2
Precautions	3
Features	4
Product Overview	5
Specifications	8
FCC Compliance Statement	9
Legality & Safety	10
Warranty & Repair	11
Información en Español	12
Informations en Français	17
Informationen auf Deutsch	21
Informazioni in Italiano	25
Informatie in het Nederlands	29

## What's Included

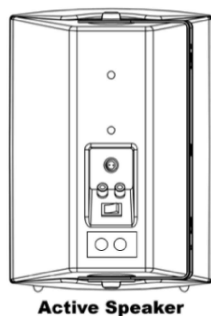
Please ensure that you find these accessories with your GHSI Bluetooth Speakers



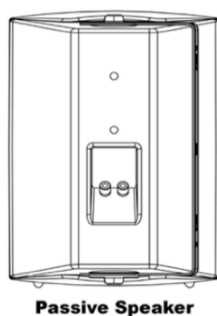
FRONT



- (1) Active Speaker with Bracket
- (1) Passive Speaker with Bracket
- (1) AC Adapter
- (1) Speaker Cable
- (1) Remote control



BACK



# PRECAUTIONS

**PLEASE READ THESE INSTRUCTIONS GIVEN IN THIS MANUAL AND THOSE MARKED ON THE UNIT**

This set has been designed and manufactured to assure personal safety. Improper use can result in electric shock or fire hazard. The safeguards incorporated in this unit will protect you if you observe the following procedures for installation, use and servicing. This unit is fully transistorized and does not contain any parts that can be repaired by the user.

## WARNINGS

### *Fire and Electric Shock Hazard*

- 1 - Do not place any open flame sources, such as lighted candles, on or near the apparatus.
- 2 - Do not attempt to service the apparatus yourself.
- 3 - Opening or removing covers may expose you to dangerous voltages or other hazards and will void the manufacturer's warranty.
- 4 - To prevent risk of fire or electric shock, avoid overloading wall outlets, extension cords, or integral convenience receptacles.
- 5 - Lightning storms Unplug this apparatus during lightning storms.
- 6- Object and liquid entry: Never insert objects of any kind through the openings of this apparatus, as it may touch dangerous voltage points or short-circuit parts that could result in a fire or electric shock. Care should be taken so that objects do not fall and liquids are not spilled into the apparatus through openings in the enclosure

# FEATURES

The ultimate solution for your outdoor Bluetooth® audio needs. These mountable speakers are ideal for Backyards and Patios, whether for home or business use. You can even install these speakers on a boat! With a waterproof rating of IP44, you won't have to worry about leaving your speakers installed outside in the elements, they are safe from water and dust. Adjustable mounting brackets make for easy installation and allow for optimal sound dispersion. The GHSI Series Outdoor Speakers pair to your Bluetooth device with ease and the wireless remote puts the control in your hands. These speakers are specifically tuned for outdoor use, resulting in huge sound from a compact package so you can fill your Pool Parties, BBQs or any other outdoor event with unrivaled sound, sure to impress your guests

## **ALL WEATHER OUTDOOR SPEAKER**

With a rating of IP44, the GHSI Series is water and dust resistant, specially designed to withstand most environments.

## **ACTIVE/PASSIVE SPEAKER PAIR**

Includes one active speaker and one passive speaker, connect with included speaker wire. Only the active speaker will need to be connected to power.

## **BLUETOOTH®**

Super simple wireless connection. Once you connect your preferred device via Bluetooth®, it will automatically connect in the future. LED indicator displays connection status.

## **REMOTE CONTROL**

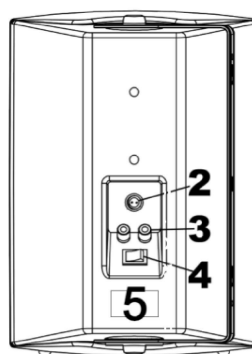
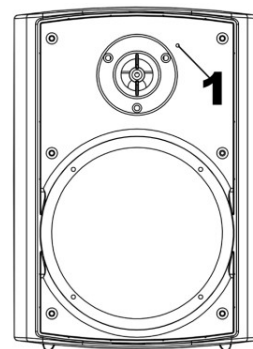
The included wireless remote puts the control in your hands. Remote allows you to Power on/off, Pair, Mute and adjust Volume, EQ and Playback controls.

## **BIG SOUND, COMPACT PACKAGE**

D Class amplifier specifically tuned for outdoor use and custom cabinet tooling design.

## SPEAKER INSTALLATION

These indoor/outdoor weatherproof speakers are manufactured to resist a variety of weather conditions including Snow, rain and sun (but not to be submerged under water.) For durability / longevity, we recommend removing the speakers from the brackets and storing indoors during extended extreme temperatures over 120° F and below 0° F. The most ideal place to install these speakers is under overhangs, as they provide the best protection. Like all speakers, they sound the best when placed no more than eight feet apart from each other, and slightly higher than ear level. When choosing the speaker placement - consider the location of the power source. The powered speaker should be placed near the power source. The passive speaker may be placed further away and should be connected to the powered speaker with included wire.



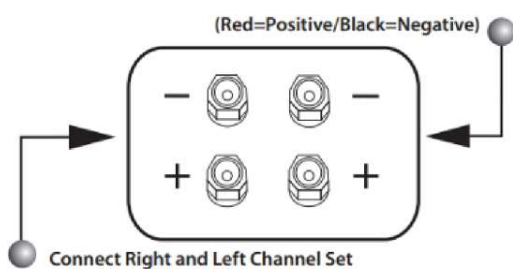
**1: LED INDICATOR**

**2: POWER PORT**

**3: SPEAKER OUTPUT**

**4: ON/OFF SWITCH**

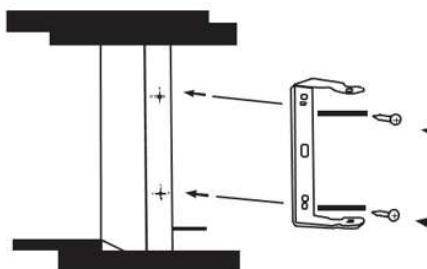
**5 : AUX IN/AUX OUT**



To connect Speaker Wire to Speaker:  
Unscrew the terminal.  
Insert appropriate wire below.  
Tighten to secure.

## WIRING

When connecting the speakers, it is very important to connect with correct polarity. This means that the wire attached to the Red / Positive (+) terminal on one component must be attached to the Red / Positive (+) terminal on the corresponding component speaker terminal. Similarly, the Black / Negative / Ground (-) terminals must connect to the respective Black / Negative / Ground (-) terminals. This is easy to do by color marked on the included speaker wire. If longer wire run is needed, use 16-gauge weatherproof wire up to 50 feet.

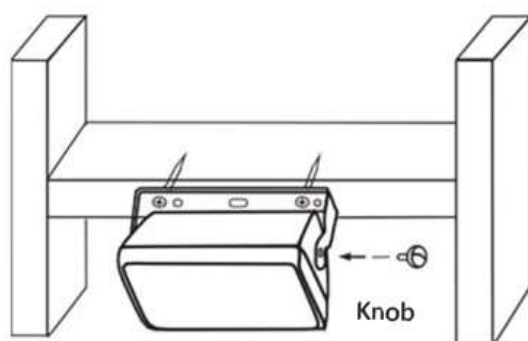


### Placing Speakers

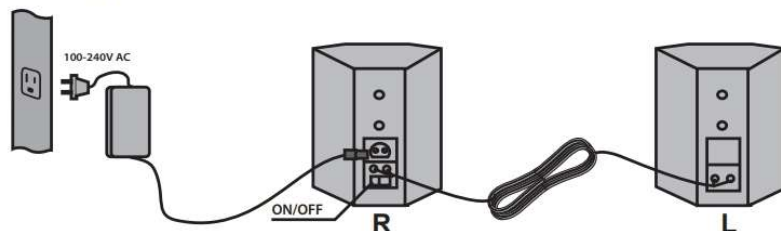
If your application requires the speaker to be mounted, please follow these directions. Using the appropriate screws (not included) mount the bracket. Attach the speakers to the brackets using the large plastic knobs supplied.

### Mounting

To install the bracket on the speaker. Screw the bracket knobs into the cabinet. Point the speaker toward the listening area. Once the direction of the speaker has been determined tighten the bracket knobs securely. When possible, tilt the speakers down to increase longevity and prevent from the weather elements.



### Method of Use



### Bluetooth



### BLUETOOTH PAIRING NAMES

Gemini GHSI-W400BT

Gemini GHSI-W525BT

Gemini GHSI-W650BT

### Initial Setup

- Turn ON Bluetooth Device
- Open the Bluetooth Settings
- Select appropriate Bluetooth ID for connection  
(You will hear Voice Prompt confirmation)
- You can now play Audio from your paired device
- Control Volume via Bluetooth Device or Remote

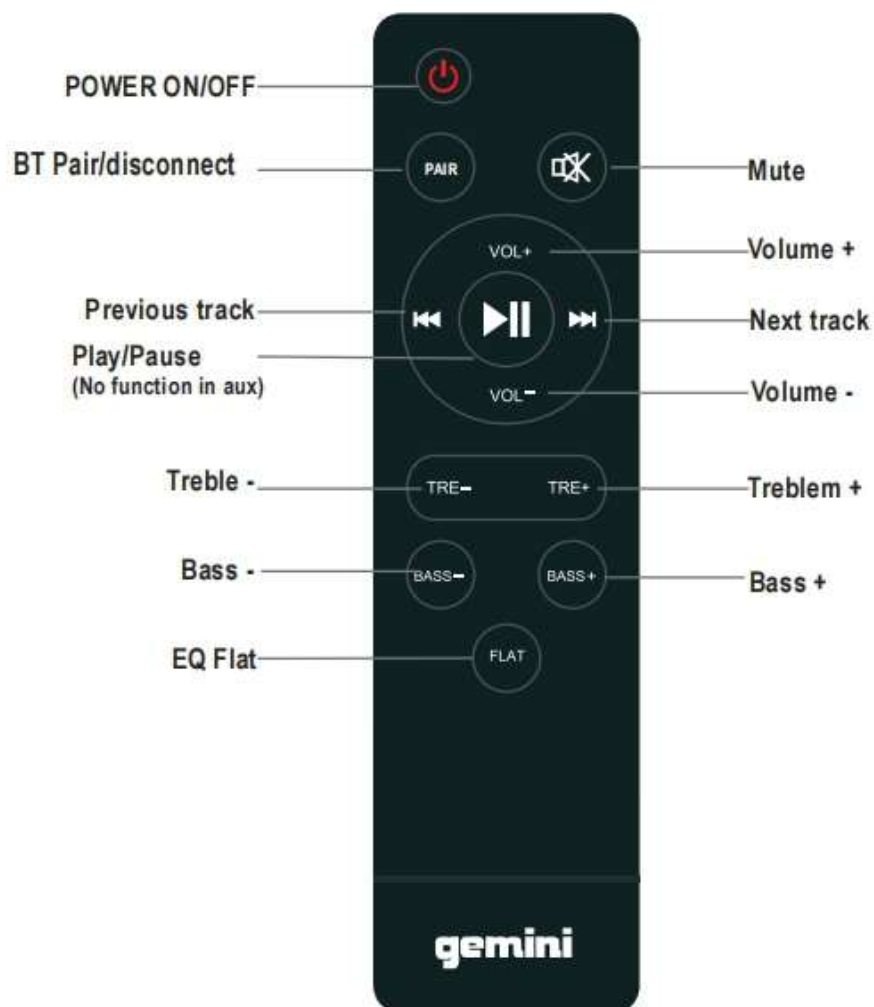
*For subsequent pairings, Bluetooth will connect automatically when your Device is nearby with Bluetooth turned ON.*

*To connect another device, turn Bluetooth OFF on your original device.*

## Aux mode

After inserting the AUX plug, the device will automatically switch to AUX mode. The remote's play/pause button does not function. Other functions are equivalent to Bluetooth mode, and the device will automatically switch back to Bluetooth mode after pulling out the AUX cable.

## REMOTE



# SPECIFICATIONS

SPECIFICATIONS	Indoor/Outdoor Weatherproof Loudspeaker
PART NUMBER:	GHSI-W400BT-PR-BLK / GHSI-W400BT-PR-WHT
BLUETOOTH:	Bluetooth Specification 4.1+A2DP
AUDIO INPUTS:	Bluetooth Compatible Devices
ACOUSTIC OUTPUT:	100W Peak Power
AUDIO POWER:	AC100-240V
WOOFER:	4" Injection Molded PP Cone Butyl Rubber Surround
TWEETER:	.5" PET Dome
COLOR:	Black/White

SPECIFICATIONS	Indoor/Outdoor Weatherproof Loudspeaker
PART NUMBER:	GHSI-W525BT-PR-BLK / GHSI-W525BT-PR-WHT
BLUETOOTH:	Bluetooth Specification 4.1+A2DP
AUDIO INPUTS:	Bluetooth Compatible Devices
ACOUSTIC OUTPUT:	150W Peak Power
AUDIO POWER:	AC100-240V
WOOFER:	5.25" Injection Molded PP Cone Butyl Rubber Surround
TWEETER:	0.75" PET Dome
COLOR:	Black/White

SPECIFICATIONS	Indoor/Outdoor Weatherproof Loudspeaker
PART NUMBER:	GHSI-W650BT-PR-BLK / GHSI-W650BT-PR-WHT
BLUETOOTH:	Bluetooth Specification 4.1+A2DP
AUDIO INPUTS:	Bluetooth Compatible Devices
ACOUSTIC OUTPUT:	300W Peak Power
AUDIO POWER:	AC100-240V
WOOFER:	6.50" Injection Molded PP Cone Butyl Rubber Surround
TWEETER:	1" PET Dome
COLOR:	White/Black