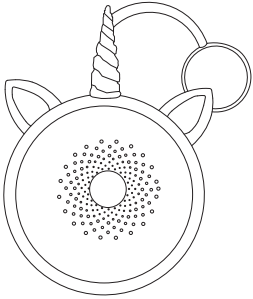










<div>Instruction Manual</div> <div>Model: OR1142-UNI-BIG</div> <div>Description: COMBO Unicorn speaker</div> <div></div> <div>Thank you for choosing our product.</div> <div>We hope you will enjoy it very much.</div>	Product Overview	How To Use	Safety instruction	Safety instruction
	<div><p>Press power button in 3 seconds to turn on and turn off, the bluetooth indicator light turns on when turned on, and the bluetooth light turns off when turned off</p><p> Single-press the button to go to the previous song, press in 2 seconds to decrease the volume</p><p> Single-press the button for the next song, press in 2 seconds to increase the volume</p><p> Single-press to play/pause, double-click to enter the player software</p><p> calling, single press to answer the phone, press in 3 seconds refused to listen to the phone, double click the last call to redial</p><p> Micro charging port</p></div>	<div>Playing Music</div> <div>To do this, perform the following steps:</div> <div><div>1. Keep the distance between your wireless speaker and mobile phone (or other devices) within 32.8 Feet.</div><div>2. Power on the wireless speaker.</div><div>3. Active the Bluetooth function on your phone within range and select "Orbit 1142" from the list shown.</div><div>4. Your will hear a beep sound when pairing is successfully</div></div>	<div>Read this manual carefully before putting the appliance into operation and keep this manual for future reference</div> <div>Keep the device away from heat, direct sunlight and sharp edges.</div> <div>Keep the device away from naked flames.</div> <div>Do not insert any metal object into the device.</div> <div>Risk of short circuit!</div> <div>To avoid a static charge, do not use the device in an extremely dry climate.</div> <div>Do not repair the unit yourself but contact an authorised specialist..</div>	<div>FCC Caution :</div> <div>This device complies with part 15 of the FCC Rules. Operation is subject to the ollowing two conditions: (1) This device may not cause harmful interference, and (2) this device must accept any interference received, including interference that may cause undesired operation.</div> <div>Any Changes or modifications not expressly approved by the party responsible forcompliance could void the user's authority to operate the equipment.</div> <div>Note: This equipment has been tested and found to comply with the limits for a Class B digital device, pursuant to part 15 of the FCC Rules. These limits are designed to provide reasonable protection against harmful interference in a residential installation. This equipment generates uses and can radiate radio frequency energy and, if not installed and used in accordance with the instructions, may cause harmful interference to radio communications. However, there is no guarantee that interference will not occur in a particular installation. If this equipment does cause harmful interference to radio or television reception, which can be determined by turning the equipment off and on, the user is encouraged to try to correct the interference by one or more of the following measures:</div> <div>-Reorient or relocate the receiving antenna.</div> <div>-Increase the separation between the equipment and receiver.</div> <div>-Connect the equipment into an outlet on a circuit different from that to which the receiver is connected.</div> <div>-Consult the dealer or an experienced radio/TV technician for help.</div> <div>The device has been evaluated to meet general RF exposure requirement.</div> <div>The device can be used in portable exposure condition without restriction.</div>
	Product Specification	Product Contents	Bluetooth Statement	
	<div>Bluetooth version:4.2</div> <div>Signal&noise ratio: ≥ 85dB</div> <div>Impedance: 4 OHM(Ω)</div> <div>Built in battery:500mA</div> <div>Playing time at 50% volume: 3-3.5hrs</div> <div>With USB-C Charging cable included</div> <div>Product size: 138*88*43mm</div>	<div>Wireless speaker x 1 pc</div> <div>USB-C Charging Cable x 1 pc</div> <div>Instruction manual x 1pc</div> <div>Charging Your Speaker</div> <div>This Bluetooth speaker is powered by integrated rechargeable lithium battery. Charge the battery as follows:</div> <div>Insert the charging cable into the DC 5V socket on the unit.</div> <div>Connect the USB plug into a PC or AC/DC adaptor.</div> <div>The LED indicator turns red and the battery is being charged.</div> <div>You must select a qualified charger from a regular manufacturer.</div> <div>You must charge the speaker if it has been not used for more than 12 months.</div>		<div> ORBIT INNOVATIONS LLC 755 NEW YORK AVENUE HUNTINGTON, NEW YORK 11743</div> <div></div>