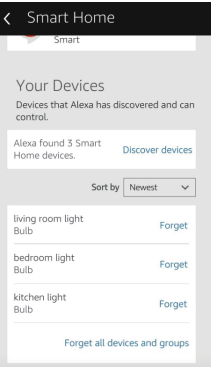
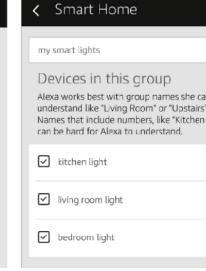
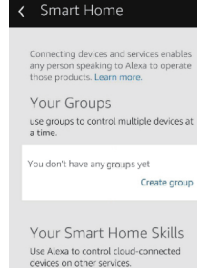
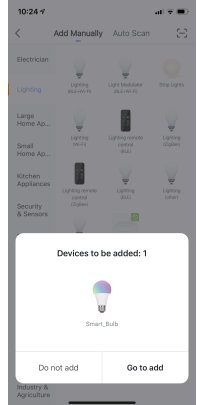
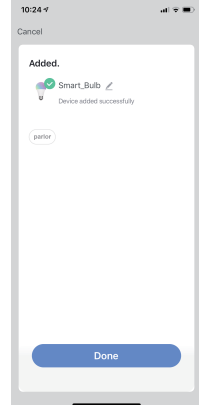
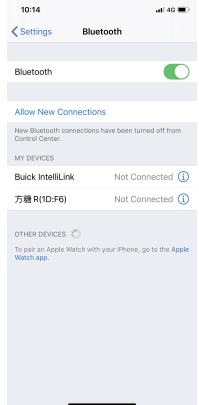
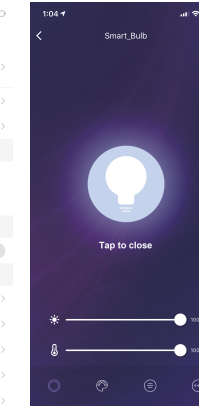
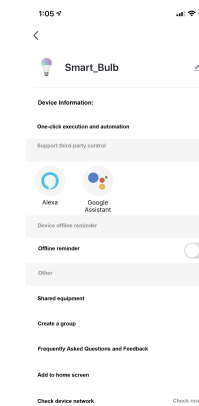


<div><div>3. Control Smart Bulb by Voice</div><div>After the above operation is successful, you can control the bulb via Echo.</div><div>3.1. Discover devices</div><div>Firstly, you need to say to Echo: Echo(or Alexa), discover my devices. Echo will start to find the devices which is added in Smart Life APP, which will take about 20 seconds, then it will tell you the result. You can also click "Discover devices" in Alexa APP, then it will show the devices that found successfully.</div><div></div></div>	<div><div>3.2. Control devices by voice</div><div>Attention: The name of the device must be consistent with the addition of Smart Life app. You can also group the bulbs and give instructions to control them together.</div><div><div></div><div>Attention: Echo is one of the wake-up names, which can be any of these three names(Settings):<b>Alexa,Echo,Amazon</b></div><div>3.3. Support Skill list</div><div>You can control devices by instructions like these: •i) Alexa(or echo), turn on [bedroom light] Alexa(or echo), turn off [bedroom light] •ii) Alexa(or echo), set [bedroom light] to 50 percent Alexa(or echo), increase [bedroom light] to 50 percent •iii) Alexa(or echo), decrease [bedroom light] to 50 percent Alexa(or echo), set [smart heater] to 34 •iv) Alexa(or echo), raise [smart heater] by 4 Alexa(or echo), lower [smart heater] by 2</div></div></div>	<div><div>4. Bluetooth function operation instructions</div><div>4.1. Please connect the bulb to the power,</div><div>turn on-off-on-off-on-off-on and then the bulb will flash and enter the state and network match.</div><div>4.2.</div><div>Connect the phone to wifi and turn on the Bluetooth , ensure that the phone network is smooth</div><div></div></div>	<div><div>4.3.</div><div>After opening and logging in to the "SmartLife" APP, "clickthe "Add button, the dual-mode bulb lamp will automatically pop up the connection window, click "Connect", after it is successful, the smart control can be realized, and the smart bulb lamp can be controlled through the mobile phone APP.</div><div></div></div>	<div><div>4.4.</div><div>After opening and logging in to the "SmartLife" APP, clickthe "Add button, the dual-mode bulb lamp will automatically pop up the connection window, click "Connect", after it is successful, the smart control can be realized, and the smart bulb lamp can be controlled through the mobile phone APP.</div><div></div></div>
--	--	---	--	---