

Bluetooth Adaptor Operational instructions

Important Safety Instructions

Please read the instructions thoroughly before using this product and retain it for future reference.

Caution

Do not expose this product to high temperatures.

Do not immerse the product into water or expose them to humidity for a long time.

Do not clean the product with detergent containing alcohol, ammonia, benzene or abrasives.

Avoid dropping.

Unauthorized disassembly of any parts of this product is forbidden, which may cause fire hazard, warranty voidance, and/or property loss.

Close attention is needed when using near children.

Keep the Bluetooth Adaptor away from water, rain or any other liquid.


Do not use the product in thunderstorm to avoid malfunction or electric shock.

Always ask a professional technician or authorized personnel for repair.

This product contains lithium battery. Never expose it to excessive heat such as direct sunlight or fire to avoid explosion.

How To Operate







Power on

- 1) Press and hold the  button for 5s to power on the Bluetooth adaptor.
- 2) When the red/blue LED flashes alternately, you adapter is now in pairing mode.
- 3) Go to "Settings" on your device (Smartphone, Table etc.) and enable Bluetooth.
- 4) Scan for device and select "Ge song zhe25" or "Ge song zhe15" from the device list.
- 5) When pairing is successful, the blue LED will flash .




Power off

- 1) Long press "power button" about 3 s, it will automatically shut down.
- 2) After disconnecting the Bluetooth connection for 5 minutes, it will automatically turn off.

Bluetooth Music

- 1) To re-pair Bluetooth with your device, Press and hold the  button for 5s to into re-pairing mode.
- 2) Press  button to increase your music volume.
- 3) Press  button to lower your music volume.
- 4) Press and hold the  button for 2s to play the next song.
- 5) Press and hold the  button for 2s to play the previous song.
- 6) Press the  button to Play/ Pause.

Bluetooth Call

- a. Press the  button to Answer.
- b. Press and hold the  button for 2s to reject an incoming call.
- c. Double-Click the  button to redial the last number called.
- d. To charge your Bluetooth adaptor by the USB type C for Charging cable.
- e. Full charge takes approximately 60-90 minutes.

Specification :

USB Type C Input: 5Vdc/ 200mA Battery

Battery Capacity: 140mA/ 3.7V

FCC ID: 2AW83GSZ-15058



FCC Caution

§ 15.19 Labeling requirements.

This device complies with part 15 of the FCC Rules. Operation is subject to the following two conditions: (1) This device may not cause harmful interference, and (2) this device must accept any interference received, including interference that may cause undesired operation.

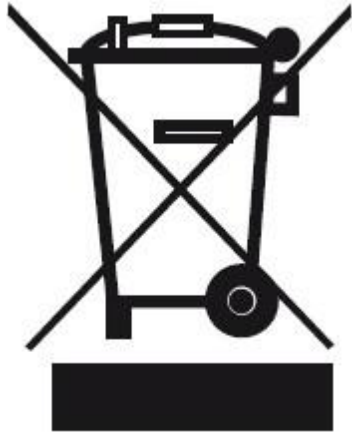
§ 15.21 Information to user. Any Changes or modifications not expressly approved by the party responsible for compliance could void the user's authority to operate the equipment.

§ 15.105 Information to the user. Note: This equipment has been tested and found to comply with the limits for a Class B digital device, pursuant to part 15 of the FCC Rules. These limits are designed to provide reasonable protection against harmful interference in a residential installation. This equipment generates uses and can radiate radio frequency energy and, if not installed and used in accordance with the instructions, may cause harmful interference to radio communications. However, there is no guarantee that interference will not occur in a particular installation. If this equipment does cause harmful interference to radio or television reception, which can be determined by turning the equipment off and on, the user is encouraged to try to correct the interference by one or more of the following measures:

- Reorient or relocate the receiving antenna.
- Increase the separation between the equipment and receiver.
- Connect the equipment into an outlet on a circuit different from that to which the receiver is connected.
- Consult the dealer or an experienced radio/TV technician for help.

* RF warning for Portable device:

The device has been evaluated to meet general RF exposure requirement. The device can be used in portable exposure condition without restriction.



RECYCLING

This product bears the selective sorting symbol for Waste electrical and electronic equipment (WEEE).

This means that this product must be handled pursuant to European directive 2012/19/EU in order to be recycled or dismantled to minimize its impact on the environment.

User has the choice to give his product to a competent recycling organization or to the retailer when he buys a new electrical or electronic equipment.