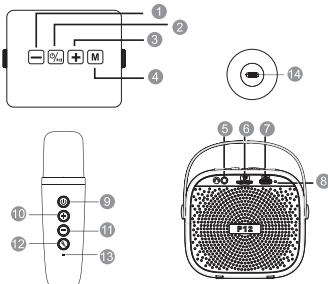


105x145mm 2P

P12掌上音响麦克风

使用说明书

功能介绍



1		短按音量减 长按可切换到上一首歌曲
2		长按打开/关闭音响 短按播放/暂停音乐
3		短按音量加 长按可切换到下一首歌曲
4		短按切换模式(TF/蓝牙) 长按打开/关闭灯光
5		耳机端口
6		TF卡端口
7		充电端口
8		工作指示灯
9		长按打开/关闭麦克风 短按麦克风声音开启/关闭
10		短按麦克风音量加 双击混响音量加 长按切换上一曲
11		短按麦克风音量减 双击混响音量减 长按切换下一曲
12		短按消音开启/关闭 长按切换魔音模式
13		工作指示灯
14		麦克风充电端口

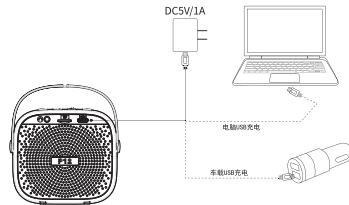
产品信息

- 产品名称:掌上K歌音响
- 产品型号:P12
- 执行标准:GB-T9254.1-2021
- 输出功率:5W
- 输入信号:42DB
- 电池:高性能大容量锂电池
- 充电电压:DC5V
- 频率范围:90Hz-18KHz
- 供电方式:DC充电和内置电池

主要功能

- 采用高还原电声系统
- 3.7V高性能电池
- 声音穿透力强,覆盖面广
- 超强MP3音频解码技术
- 全数字音频处理,音质清晰,高灵敏

充电连接示意图



常见问题处理

- 开机后如果指示灯没有亮起,请检查音响电量是否充足,或是将音响连接到5V/1A电源上进行充电,充电时间大约在3~4小时。
- 麦克风没有声音,可能是电源没有打开,模式不正确,或者音量没有调整请调节好麦克风音量。
- 如果是音响没有混响,可能是混响开关已关闭,请打开混响开关。
- 如果麦克风有噪音,可能是因为环境噪音,信号干扰,话筒喇叭太近等,请重新调试麦克风的方向。
- 如果蓝牙播放中断,可能是因为蓝牙距离太远,或是手机和扩音器之间有障碍物,影响信号的传输,请靠近连接的手机,避开障碍物。
- 如果蓝牙无法连接,可能是因为距离太远,有障碍物,或是被其他手机连接,请靠近手机避开障碍物,断开连接的手机。
- 如果无法充电,检查充电器是否正常,音响充电时候,充电口的红色指示灯是否亮起。

服务与保修

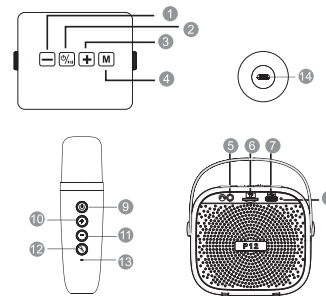
保修服务条款:

- 产品如有任何功能问题,均可享有保修服务,保修期为12个月。
- 人为损坏,摔坏,人为刮花,无保修卡者不在保修范围。
- 客户必须填报所有必要资料(如客户姓名,地址,电话,购买日期等)
- 在保修期内所产生的维修费用本司负责,运费以及其他费用本司恕不负责。
- 保修服务需要有保修卡并按照规定要求操作即可保修,否则不保修。
- 本产品符合中华人民共和国无线电管理规定和技术标准。

P12 WIRELESS KARAOKE SPAKER

Operation manual

Function introduction



1		Short press to turn down volume of the speaker Long press to switch to the previous song
2		Long press to power on/off the machine Short press to play/pause the music
3		Short press to turn up volume of the speaker Long press to switch to the next song
4		Long press to turn on/off LED dancing light Short press to switch modes(TF/Bluetooth)
5		Headphone Port
6		TF card port
7		Charging port
8		Working Indicator
9		Long press to power on/off the microphone Short press to play/pause the microphone
10		Short press: microphone volume + Double press:reverb volume + Long press: prev track.
11		Short press: microphone volume - Double press: reverb volume- Long press: next track.
12		Short press to turn on/off the original sound. Long press to switch to magic sound mode.
13		Working Indicator
14		Charging port for microphone

Product information

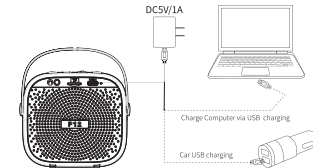
- Product name: WIRELESS KARAOKE SPAKER
- Product Model: P12
- Implementation Standard: GB-T9254.1-2021
- OUTPUT POWER: 5W
- Input Signal: 42DB

- Battery: High Performance High Capaci Lithium battery
- Charging voltage: DC5V
- Frequency range: 90Hz-18KHz
- Power mode: DC charging and built-in Battery

Main functions

- High reduction electro-acoustic system
- 3.7V high performance battery
- Sound penetration, wide coverage
- Super MP3 audio decoding technology
- All digital audio processing, Clear voice
- Quality, High sensitivity

Schematic diagram of charging connection



Frequently asked questions

- If the indicator light does not turn on, please check whether the audio power is sufficient, or to connect the audio to 5V/1A power supply for charging, charging time is about 3 to 4 hours.
- There is no sound in the microphone. The power supply is not on, the mode is not correct, or the volume is not adjusted. Please adjust the volume of the microphone.
- If the stereo does not have reverb, the reverb switch may be off, please turn on the reverb switch.
- If the microphone is noisy, it may be due to ambient noise, signal interference, microphone too close to the speaker, etc., please re-adjust the direction of the microphone.
- If Bluetooth playback is interrupted, it may be because the Bluetooth is too far away, or there is an obstacle between the phone and the loudspeaker, affecting the signal transmission, please close to the connected phone, avoid the obstacle.
- If Bluetooth can not be connected, it may be because the distance is too far, there are obstacles, or by other phones connected, please close to the phone to avoid obstacles, disconnect the phone.
- If you can not charge, check whether the charger is normal, audio charging, the charging port of the red light is on.

Service and warranty

Warranty terms and conditions:

- If the product has any function problem, can enjoy the warranty service, the warranty period is 12 months.
- Man-made damage, broken, artificial scratch, no warranty card is not within the scope of the warranty.
- Customer must fill in all necessary information (such as customer's name, address, telephone number, date of purchase, etc.)
- We are responsible for the maintenance costs incurred during the warranty period. We are not responsible for the freight and other costs incurred during the warranty period.
- Warranty services need to have a warranty card and according to the requirements of the operation can be guaranteed, otherwise no warranty.
- This product conforms to the regulations and technical standards of the People's Republic of China.

FCC Warning

This device complies with part 15 of the FCC Rules. Operation is subject to the following two conditions: (1) This device may not cause harmful interference, and (2) this device must accept any interference received, including interference that may cause undesired operation.

Any Changes or modifications not expressly approved by the party responsible for compliance could void the user's authority to operate the equipment.

Note: This equipment has been tested and found to comply with the limits for a Class B digital device, pursuant to part 15 of the FCC Rules. These limits are designed to provide reasonable protection against harmful interference in a residential installation. This equipment generates uses and can radiate radio frequency energy and, if not installed and used in accordance with the instructions, may cause harmful interference to radio communications. However, there is no guarantee that interference will not occur in a particular installation. If this equipment does cause harmful interference to radio or television reception, which can be determined by turning the equipment off and on, the user is encouraged to try to correct the interference by one or more of the following measures:

- Reorient or relocate the receiving antenna.
- Increase the separation between the equipment and receiver.
- Connect the equipment into an outlet on a circuit different from that to which the receiver is connected.
- Consult the dealer or an experienced radio/TV technician for help.

The device has been evaluated to meet general RF exposure requirement. The device can be used in portable exposure condition without restriction.