

Caution for consumers

About unauthenticated applications.

This product supports both Android and IOS.
If you install from an unknown source or an unverified app, It could occur a

problem to the connection or the actual functionalities.

We are not responsible for malfunctions, data loss, and personal information leaks caused by the use of unverified apps.

About the product.

This product is a service that uses a smartphone as a smart key.

First, you can lock and unlock the door without a smart key.

Second, you can share your car key safely and easily within the app.

We are not responsible for damages resulting from car crashes or theft, and we do not provide support for every consequence of accidents.

Depending on the vehicle's manufacturer, vehicle type, and vehicle use conditions, the product's performance may be degraded or a few

functions may not be supported, and the product's performance and

specifications may differ depending on the firmware's version.



This product is based on Bluetooth connection.
both Bluetooth and GPS must be on.



The warranty cannot be covered if the
insurance sticker is damaged when disassembling.



Do not let the module exposed in sunlight.



May not operate below -40°C or above +85°C



Be careful not to let water in.



The connection between may be damaged or
disconnected if excessive force is applied to the cable.



Do not plug any connectors in empty socket.
This socket must be used by ACHAKEY experts.

Frequently asked questions

Since this product is based on Bluetooth connection, it does not work
when the Bluetooth or GPS are off.

For smartphones, Bluetooth does not work when GPS is turned off.

Vehicles with APP KEY installed can be started and operated with only
a smartphone with the app running without a smart key.

If the smartphone is out of batteries, you can use it by logging in by
installing the app on another smartphone. After using the smartphone,
we recommend logging out after for your account security.

If the vehicle's battery is out, the vehicle's door cannot be locked and
unlocked. Use the smart key blade to open the door and charge the
battery before using it.

If you log in to another smartphone, you will be automatically logged out
from the previous smartphone and can only be used on the recent phone
you logged in.

Security policy requires user confirmation, so the connection with the
server is necessary. If the data connection works poorly, some functions
may not work or be restricted.

If the distance from the vehicle is a bit far, there may be a problem
in the data transmission/reception even if the Bluetooth is connected.
Try to get closer to the vehicle. If it doesn't work even when you get close,
select the upper left button on the main screen and force close the app
and restart.

Information guide for correct use

Kia Motors door handle button usage guide.

Vehicles from Kia Motors, the buttons on car door handles do not work
when APP KEY is installed. Lock and unlock the door using your smartphone
quickly and comfortably. If you try to lock the door with the door handle
buttons, it may beep and reject to lock. This is not an error,
use the ACHAKEY application to lock the door.



Standby power guide.

The App Key module is designed to consume extraordinarily low power. When using the app key
alone, the estimated use time when the engine is off with a 70% charged battery is



Compact car
7,000 hours

Midsize car
10,000hours

KC Certification information.



Device name : Specific small output wireless device.
(wireless device for wireless data communication system)
Name of certified person: TuneIt Co., Ltd. Modelname: tuneitEN03
Certification Number: R-R-Tun-tuneitEN03
Manufacturer/Manufacturing Country: TuneIt Co., Ltd.
Certification Date: 2021. 09. 27

FCC Information

This device complies with part 15 of the FCC Rules.

Operation is subject to the following two conditions:

1. This device may not cause harmful interference, and 2. This device must accept any
interference received, including interference that may cause undesired operation.

FCC Caution

Any changes or modifications not expressly approved by the party responsible for compliance
could void the user's authority to operate this equipment. This transmitter must not be co-located
or operating in conjunction with any other antenna or transmitter.

FCC Radiation Exposure Statement

This equipment complies with FCC radiation exposure limits set forth for an uncontrolled
environment. This equipment should be installed and operated with minimum distance 20 cm
between the radiator and your body. This transmitter must not be co-located or operating in
conjunction with any other or transmitter.

Warranty period & damage compensation regulations

The warranty period for App-key remains for a year.

The warranty period for App-key remains for a year.
Each product contains individual warranties.

Product name		ACHAKEY	Model name		tuneitEN03	
H/W Ver.	2.0	S/W Ver.	3.4	RF Spec.	BLE 5.0	
Operating Voltage		DC12V (B+)		Operating Temperature		-40°C ~ 85 °C
Date of purchase				FCC ID		2AW4H-TUNEITEN03
Customer name				Cell Phone		
Address						

The product quality guarantee for App-key is benefited from that is written in the warranty.

The warranty period for App-key ends after a year from the date of purchase, so make sure to write
down the day you purchased. Please refer to our 'Consumer Damage Compensation Policy' for specific
warranty details. We are not responsible for the repair, exchange, refunds unless the product is returned
due to a defect found in App-Key. The warranty for App-key cannot be issued again.

Compensation rules for consumer's damages

	Damage type	After sales service within warranty period	After sales service after warranty period
Normal use condition. In case of natural or functional failure	Major repairs within 10 days of purchase Major repairs within 1 month of purchase Major repairs within 1 month after replacement When exchange is not possible	Exchange and refund of purchase price Product Exchange Exchange and refund of purchase price Purchase price refund	None
Repairable	When a defect occurs In case of malfunction after repairing the same defect (3rd time) In case of failure again after repairing 4 or more times (5 times)	Exchange and refund of purchase price Exchange and refund of purchase price	Paid repair or Paid product exchange
Non repairable	When a business operator loses When repair is not possible due to absence of parts If there are parts but cannot be repaired	Exchange and refund of purchase price	Refund by adding 10% to the amount of depreciation (Maximum limit: purchase price)
In case of failure due to consumer negligence	User's careless handling (drop, impact, damage, etc.) or failure due to improper use and damage to the product In case of consumer's intention or negligence Consumers who are not our A/S articles or failure and product damage caused by third party repair and modification	Paid repair	Paid repair
Other cases	Product damage caused by natural disasters (fire, flood, earthquake, etc.) When consumable parts are out of life In case of external causes	Paid repair	Paid repair



ARE YOU STILL CARRYING YOUR CAR KEY?

All functions provided by the smart key are
possible only with a smartphone.

No more worrying about leaving your car key
at home or losing it.

Start smart mobility with the car key
in my phone, APP KEY.



Key feature

Every feature from the smart key is available.

Like locking, unlocking, open trunk, etc.

A collection of state of the art features, the future of car keys proposed by APP KEY. Except parking supporting functions because safety issues.

Share your digital car keys simply to anyone just like sending and receiving messages.

Share your car key easily with your smartphone just like SMS.

Install quickly and easily without damaging your vehicle with the smart box.

Install it just in 20 minutes by visiting an AUTO Q center.

Auto Door Lock / Unlock.

Lock / Unlock the doors automatically just by getting closer to your car. Just stay your phone in your pocket if the app is running.

- ✓ HYUNDAI / KIA Motors quality standards test passed
- ✓ Encrypted as strong as a cryptocurrency
- ✓ Suitable for automotive parts standard for all parts

Enterprise subscriptionservice for
corporate and shared vehicle
management(separate contact).

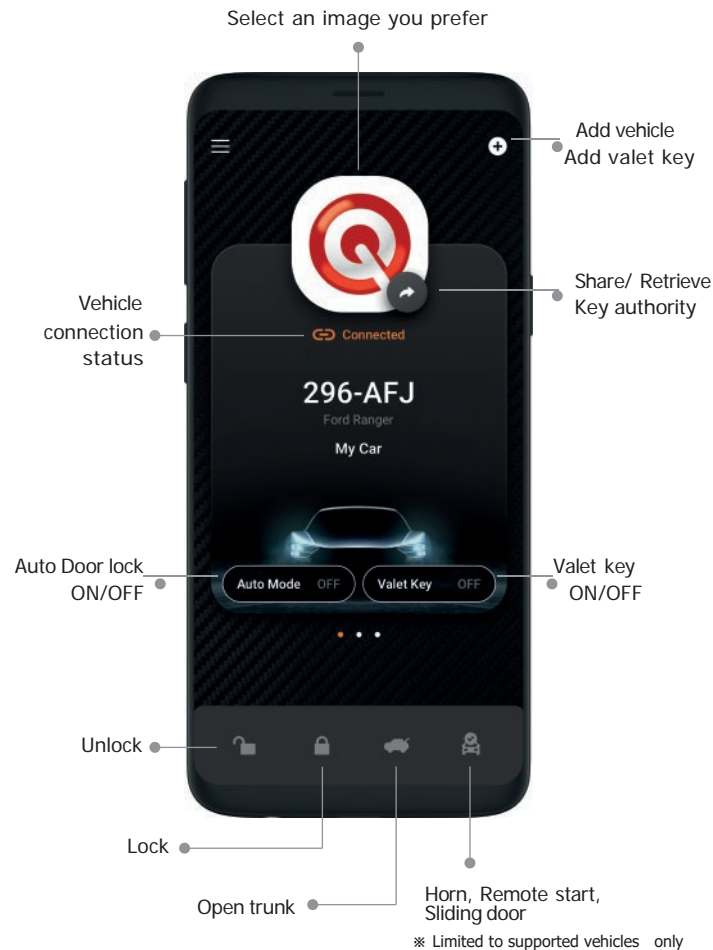
Website www.tuneit.io

Customer Service 1811-8136



User's Guide for the ACHAKEY Application.

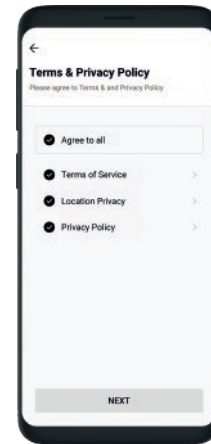
ACHAKEY mobile app introduction



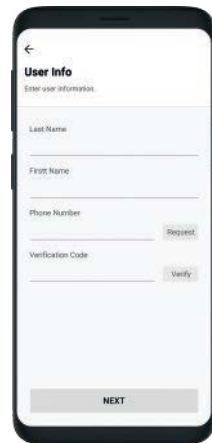
Mobile APP use guide - membership



Download and install apps and select membership.



Terms of Use & personal information collection and usage agreement policy.



Enter user information.



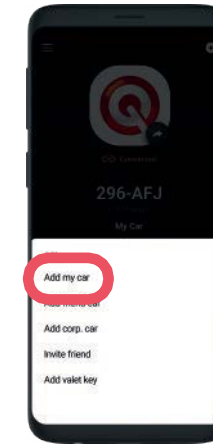
Enter account information.

If you sign up for a dedicated app and use it and then log out and log in to your Kakao account, vehicle information will not be integrated for security reasons.

Mobile APP usage guide - Add my car




Select the + icon on the top right corner in the main menu.



Select add personal vehicle from the category list.



Scan the card with the QR code included in the App Key product box.



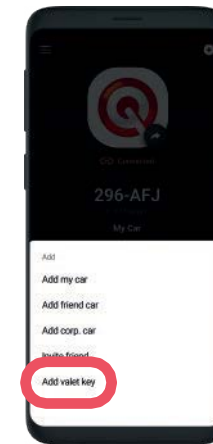
Add info of my car class, vehicle number and nickname.

Vehicles from Kia Motors, the buttons on car door handles does not work when the APP KEY is installed. If you do not lock with the ACHAKEY APP, a beep may sound.

Mobile APP usage guide - Add a valet key



Select the + icon on the top right corner in the main menu.



Select 'Add valet key' from the category list.



Open the cover on the back of the valet key and scan the QR code located behind the cover.



Hold the button on the valet key to add.

The valet key is designed to render in close range from the car for extensive battery life, Use the valet key nearby for fluent connection.