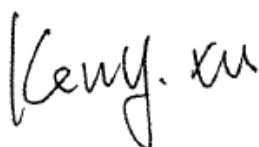


## TEST REPORT

**Application No.:** SZEM2011011025AT  
**Applicant:** Solaborate Inc.  
**Address of Applicant:** 8300 Utica Ave #283, Rancho Cucamonga, California, United States 91730 3852  
**Manufacturer:** Solaborate Inc.  
**Address of Manufacturer:** #283 - 8300 Utica Ave, Rancho Cucamonga, CA 91730, USA  
**Factory:** Dongguan Tai Sing Audio Technology Ltd.  
**Address of Factory:** No. 12, Niujiokeng Road, Dongcheng Street, Guangdong Province  
**Equipment Under Test (EUT):**  
**EUT Name:** HELLO2PLUS  
**Model No.:** HELLO2PLUS  
**FCC ID :** 2AW3M-HELLO2PLUS  
**Standard(s) :** 47 CFR Part 15, Subpart E 15.407  
**Date of Receipt:** 2020-11-03  
**Date of Test:** 2020-11-15 to 2021-01-31  
**Date of Issue:** 2021-02-05

<b>Test Result:</b>	<b>Pass*</b>
---------------------	--------------

\* In the configuration tested, the EUT complied with the standards specified above.



Keny Xu  
EMC Laboratory Manager



Unless otherwise agreed in writing, this document is issued by the Company subject to its General Conditions of Service printed overleaf, available on request or accessible at <http://www.sgs.com/en/Terms-and-Conditions.aspx> and, for electronic format documents, subject to Terms and Conditions for Electronic Documents at <http://www.sgs.com/en/Terms-and-Conditions/Terms-e-Documents.aspx>. Attention is drawn to the limitation of liability, indemnification and jurisdiction issues defined therein. Any holder of this document is advised that information contained hereon reflects the Company's findings at the time of its intervention only and within the limits of Client's instructions, if any. The Company's sole responsibility is to its Client and this document does not exonerate parties to a transaction from exercising all their rights and obligations under the transaction documents. This document cannot be reproduced except in full, without prior written approval of the Company. Any unauthorized alteration, forgery or falsification of the content or appearance of this document is unlawful and offenders may be prosecuted to the fullest extent of the law. Unless otherwise stated the results shown in this test report refer only to the sample(s) tested and such sample(s) are retained for 30 days only.

Attention: To check the authenticity of testing / inspection report & certificate, please contact us at telephone: (86-755) 8307 1443, or email: [CN.Doccheck@sgs.com](mailto:CN.Doccheck@sgs.com)

Revision Record				
Version	Chapter	Date	Modifier	Remark
01		2021-02-05		Original

Authorized for issue by:				
				
		Harry Wu /Project Engineer		
				
		Eric Fu /Reviewer		



Unless otherwise agreed in writing, this document is issued by the Company subject to its General Conditions of Service printed overleaf, available on request or accessible at <http://www.sgs.com/en/Terms-and-Conditions.aspx> and, for electronic format documents, subject to Terms and Conditions for Electronic Documents at <http://www.sgs.com/en/Terms-and-Conditions/Terms-e-Documents.aspx>. Attention is drawn to the limitation of liability, indemnification and jurisdiction issues defined therein. Any holder of this document is advised that information contained hereon reflects the Company's findings at the time of its intervention only and within the limits of Client's instructions, if any. The Company's sole responsibility is to its Client and this document does not exonerate parties to a transaction from exercising all their rights and obligations under the transaction documents. This document cannot be reproduced except in full, without prior written approval of the Company. Any unauthorized alteration, forgery or falsification of the content or appearance of this document is unlawful and offenders may be prosecuted to the fullest extent of the law. Unless otherwise stated the results shown in this test report refer only to the sample(s) tested and such sample(s) are retained for 30 days only.

Attention: To check the authenticity of testing /inspection report & certificate, please contact us at telephone: (86-755) 8307 1443, or email: [CN.Doccheck@sgs.com](mailto:CN.Doccheck@sgs.com)

## 2 Test Summary

Radio Spectrum Technical Requirement				
Item	Standard	Method	Requirement	Result
Antenna Requirement	47 CFR Part 15, Subpart E 15.407	N/A	47 CFR Part 15, Subpart C 15.203	Pass
Transmission in the Absence of Data	47 CFR Part 15, Subpart E 15.407	N/A	47 CFR Part 15, Subpart C 15.407 (c)	Pass

Radio Spectrum Matter Part				
Item	Standard	Method	Requirement	Result
Conducted Emissions at AC Power Line (150kHz-30MHz)	47 CFR Part 15, Subpart E 15.407	ANSI C63.10 (2013) Section 6.2	47 CFR Part 15, Subpart C 15.207 & 15.407 b(8)	Pass
Duty Cycle	47 CFR Part 15, Subpart E 15.407	KDB 789033 II B 1	KDB 789033 D02 II B 1	Pass
99% Bandwidth	47 CFR Part 15, Subpart E 15.407	KDB 789033 II D	N/A	Pass
26dB Emission bandwidth	47 CFR Part 15, Subpart E 15.407	KDB 789033 D02 II C 1	47 CFR Part 15, Subpart C 15.407 (a)	Pass
Minimum 6 dB bandwidth (5.725-5.85 GHz band )	47 CFR Part 15, Subpart E 15.407	KDB 789033 D02 II C 2	47 CFR Part 15, Subpart C 15.407 (e)	Pass
Maximum Conducted output power	47 CFR Part 15, Subpart E 15.407	KDB 789033 D02 II E	47 CFR Part 15, Subpart C 15.407 (a)	Pass
Peak Power spectrum density	47 CFR Part 15, Subpart E 15.407	KDB 789033 D02 II F	47 CFR Part 15, Subpart C 15.407 (a)	Pass
DFS: Channel Move Time	47 CFR Part 15, Subpart E 15.407	KDB 905462 D02 Section 7.8.3	KDB 905462 D02 Section 5.1	Pass
DFS: Channel Closing Transmission Time	47 CFR Part 15, Subpart E 15.407	KDB 905462 D02 Section 7.8.3	KDB 905462 D02 Section 5.1	Pass
Radiated Emissions	47 CFR Part 15, Subpart E 15.407	KDB 789033 D02 II G	47 CFR Part 15, Subpart C 15.209 & 15.407(b)	Pass
Radiated Emissions which fall in the restricted bands	47 CFR Part 15, Subpart E 15.407	KDB 789033 D02 II G	47 CFR Part 15, Subpart C 15.209 & 15.407(b)	Pass
Frequency Stability	47 CFR Part 15, Subpart E 15.407	ANSI C63.10 (2013) Section 6.8	47 CFR Part 15, Subpart C 15.407 (g)	Pass



Unless otherwise agreed in writing, this document is issued by the Company subject to its General Conditions of Service printed overleaf, available on request or accessible at <http://www.sgs.com/en/Terms-and-Conditions.aspx> and, for electronic format documents, subject to Terms and Conditions for Electronic Documents at <http://www.sgs.com/en/Terms-and-Conditions/Terms-e-Documents.aspx>. Attention is drawn to the limitation of liability, indemnification and jurisdiction issues defined therein. Any holder of this document is advised that information contained hereon reflects the Company's findings at the time of its intervention only and within the limits of Client's instructions, if any. The Company's sole responsibility is to its Client and this document does not exonerate parties to a transaction from exercising all their rights and obligations under the transaction documents. This document cannot be reproduced except in full, without prior written approval of the Company. Any unauthorized alteration, forgery or falsification of the content or appearance of this document is unlawful and offenders may be prosecuted to the fullest extent of the law. Unless otherwise stated the results shown in this test report refer only to the sample(s) tested and such sample(s) are retained for 30 days only.

Attention: To check the authenticity of testing / inspection report & certificate, please contact us at telephone: (86-755) 8307 1443, or email: [CN.Doccheck@sgs.com](mailto:CN.Doccheck@sgs.com)

SGS-CSTC Standards Technical Services Co., Ltd.  
Shenzhen Branch Laboratory

No.1 Workshop, M-10, Middle Section, Science & Technology Park, Shenzhen, China 518057 t (86-755) 26012053 f (86-755) 26710594 www.sgs.com.cn  
中国·深圳·科技园中区M-10栋一号厂房 邮编: 518057 t (86-755) 26012053 f (86-755) 26710594 sgs.china@sgs.com

### 3 Contents

	Page
1 COVER PAGE .....	1
2 TEST SUMMARY .....	3
3 CONTENTS .....	4
4 GENERAL INFORMATION .....	6
4.1 DETAILS OF E.U.T. ....	6
4.2 DETAILS OF SAMPLE SETTING. ....	7
4.3 DESCRIPTION OF SUPPORT UNITS .....	7
4.4 MEASUREMENT UNCERTAINTY .....	7
4.5 TEST LOCATION .....	8
4.6 TEST FACILITY .....	8
4.7 DEVIATION FROM STANDARDS .....	8
4.8 ABNORMALITIES FROM STANDARD CONDITIONS .....	8
5 EQUIPMENT LIST .....	9
6 RADIO SPECTRUM TECHNICAL REQUIREMENT .....	14
6.1 ANTENNA REQUIREMENT .....	14
6.1.1 Test Requirement: .....	14
6.1.2 Conclusion .....	14
6.2 TRANSMISSION IN THE ABSENCE OF DATA .....	15
6.2.1 Test Requirement: .....	15
6.2.2 Conclusion .....	15
7 RADIO SPECTRUM MATTER TEST RESULTS .....	16
7.1 CONDUCTED EMISSIONS AT AC POWER LINE (150kHz-30MHz) .....	16
7.1.1 E.U.T. Operation .....	17
7.1.2 Test Setup Diagram .....	18
7.1.3 Measurement Procedure and Data .....	18
7.2 DUTY CYCLE .....	21
7.2.1 E.U.T. Operation .....	21
7.2.2 Test Setup Diagram .....	21
7.2.3 Measurement Procedure and Data .....	21
7.3 99% BANDWIDTH .....	22
7.3.1 E.U.T. Operation .....	22
7.3.2 Test Setup Diagram .....	23
7.3.3 Measurement Procedure and Data .....	23
7.4 26dB EMISSION BANDWIDTH .....	24
7.4.1 E.U.T. Operation .....	24
7.4.2 Test Setup Diagram .....	25
7.4.3 Measurement Procedure and Data .....	25
7.5 MINIMUM 6 dB BANDWIDTH (5.725-5.85 GHz BAND ) .....	26
7.5.1 E.U.T. Operation .....	26
7.5.2 Test Setup Diagram .....	26



Unless otherwise agreed in writing, this document is issued by the Company subject to its General Conditions of Service printed overleaf, available on request or accessible at <http://www.sgs.com/en/Terms-and-Conditions.aspx> and, for electronic format documents, subject to Terms and Conditions for Electronic Documents at <http://www.sgs.com/en/Terms-and-Conditions/Terms-e-Documents.aspx>. Attention is drawn to the limitation of liability, indemnification and jurisdiction issues defined therein. Any holder of this document is advised that information contained hereon reflects the Company's findings at the time of its intervention only and within the limits of Client's instructions, if any. The Company's sole responsibility is to its Client and this document does not exonerate parties to a transaction from exercising all their rights and obligations under the transaction documents. This document cannot be reproduced except in full, without prior written approval of the Company. Any unauthorized alteration, forgery or falsification of the content or appearance of this document is unlawful and offenders may be prosecuted to the fullest extent of the law. Unless otherwise stated the results shown in this test report refer only to the sample(s) tested and such sample(s) are retained for 30 days only.

Attention: To check the authenticity of testing / inspection report & certificate, please contact us at telephone: (86-755) 8307 1443, or email: [CN.Doccheck@sgs.com](mailto:CN.Doccheck@sgs.com)



7.5.3	Measurement Procedure and Data.....	26
7.6	MAXIMUM CONDUCTED OUTPUT POWER.....	27
7.6.1	E.U.T. Operation.....	28
7.6.2	Test Setup Diagram.....	29
7.6.3	Measurement Procedure and Data.....	29
7.7	PEAK POWER SPECTRUM DENSITY .....	30
7.7.1	E.U.T. Operation.....	31
7.7.2	Test Setup Diagram.....	32
7.7.3	Measurement Procedure and Data.....	32
7.8	DFS: CHANNEL MOVE TIME .....	33
7.8.1	E.U.T. Operation.....	33
7.8.2	Test Setup Diagram.....	34
7.8.3	Measurement Procedure and Data.....	35
7.9	DFS: CHANNEL CLOSING TRANSMISSION TIME.....	36
7.9.1	E.U.T. Operation.....	36
7.9.2	Test Setup Diagram.....	37
7.9.3	Measurement Procedure and Data.....	38
7.10	RADIATED EMISSIONS .....	39
7.10.1	E.U.T. Operation.....	40
7.10.2	Test Setup Diagram.....	41
7.10.3	Measurement Procedure and Data.....	42
7.11	RADIATED EMISSIONS WHICH FALL IN THE RESTRICTED BANDS.....	163
7.11.1	E.U.T. Operation.....	164
7.11.2	Test Setup Diagram.....	165
7.11.3	Measurement Procedure and Data.....	166
7.12	FREQUENCY STABILITY .....	303
7.12.1	E.U.T. Operation.....	304
7.12.2	Test Setup Diagram.....	305
7.12.3	Measurement Procedure and Data.....	305
8	PHOTOGRAPHS .....	306
8.1	TEST SETUP PHOTOS .....	306
8.2	EUT CONSTRUCTIONAL DETAILS (EUT PHOTOS) .....	306
9	APPENDIX.....	307-552



## 4 General Information

### 4.1 Details of E.U.T.

Power Supply:	AC/DC Adapter Model: EA1019AVRS-050 Input: AC 100-240V, 50-60Hz, 0.8A Output: DC 5.0V, 3.0A																																																											
Cable:	DC Cable 1.5 meters Unshielded Non-Core HDMI Cable 1.5 meters Shielded Non-Core																																																											
DFS Function:	Slave without Radar detection																																																											
TPC Function:	Not Support																																																											
Operation Frequency:	<table><tr><th>Band</th><th>Mode</th><th>Frequency Range(MHz)</th><th>Number of channels</th></tr><tr><td rowspan="4">UNII Band I</td><td>IEEE 802.11a</td><td>5180-5240</td><td>4</td></tr><tr><td>IEEE 802.11n/ac 20MHz</td><td>5180-5240</td><td>4</td></tr><tr><td>IEEE 802.11n/ac 40MHz</td><td>5190-5230</td><td>2</td></tr><tr><td>IEEE 802.11ac 80MHz</td><td>5210</td><td>1</td></tr><tr><td rowspan="4">UNII Band II-A</td><td>IEEE 802.11a</td><td>5260-5320</td><td>4</td></tr><tr><td>IEEE 802.11n/ac 20MHz</td><td>5260-5320</td><td>4</td></tr><tr><td>IEEE 802.11n/ac 40MHz</td><td>5270-5310</td><td>2</td></tr><tr><td>IEEE 802.11ac 80MHz</td><td>5290</td><td>1</td></tr><tr><td rowspan="4">UNII Band II-C</td><td>IEEE 802.11a</td><td>5500-5700</td><td>11</td></tr><tr><td>IEEE 802.11n/ac 20MHz</td><td>5500-5700</td><td>11</td></tr><tr><td>IEEE 802.11n/ac 40MHz</td><td>5510-5670</td><td>5</td></tr><tr><td>IEEE 802.11ac 80MHz</td><td>5530-5690</td><td>3</td></tr><tr><td rowspan="4">UNII Band III</td><td>IEEE 802.11a</td><td>5745-5825</td><td>5</td></tr><tr><td>IEEE 802.11n/ac 20MHz</td><td>5745-5825</td><td>5</td></tr><tr><td>IEEE 802.11n/ac 40MHz</td><td>5755-5795</td><td>2</td></tr><tr><td>IEEE 802.11ac 80MHz</td><td>5775</td><td>1</td></tr></table>				Band	Mode	Frequency Range(MHz)	Number of channels	UNII Band I	IEEE 802.11a	5180-5240	4	IEEE 802.11n/ac 20MHz	5180-5240	4	IEEE 802.11n/ac 40MHz	5190-5230	2	IEEE 802.11ac 80MHz	5210	1	UNII Band II-A	IEEE 802.11a	5260-5320	4	IEEE 802.11n/ac 20MHz	5260-5320	4	IEEE 802.11n/ac 40MHz	5270-5310	2	IEEE 802.11ac 80MHz	5290	1	UNII Band II-C	IEEE 802.11a	5500-5700	11	IEEE 802.11n/ac 20MHz	5500-5700	11	IEEE 802.11n/ac 40MHz	5510-5670	5	IEEE 802.11ac 80MHz	5530-5690	3	UNII Band III	IEEE 802.11a	5745-5825	5	IEEE 802.11n/ac 20MHz	5745-5825	5	IEEE 802.11n/ac 40MHz	5755-5795	2	IEEE 802.11ac 80MHz	5775	1
Band	Mode	Frequency Range(MHz)	Number of channels																																																									
UNII Band I	IEEE 802.11a	5180-5240	4																																																									
	IEEE 802.11n/ac 20MHz	5180-5240	4																																																									
	IEEE 802.11n/ac 40MHz	5190-5230	2																																																									
	IEEE 802.11ac 80MHz	5210	1																																																									
UNII Band II-A	IEEE 802.11a	5260-5320	4																																																									
	IEEE 802.11n/ac 20MHz	5260-5320	4																																																									
	IEEE 802.11n/ac 40MHz	5270-5310	2																																																									
	IEEE 802.11ac 80MHz	5290	1																																																									
UNII Band II-C	IEEE 802.11a	5500-5700	11																																																									
	IEEE 802.11n/ac 20MHz	5500-5700	11																																																									
	IEEE 802.11n/ac 40MHz	5510-5670	5																																																									
	IEEE 802.11ac 80MHz	5530-5690	3																																																									
UNII Band III	IEEE 802.11a	5745-5825	5																																																									
	IEEE 802.11n/ac 20MHz	5745-5825	5																																																									
	IEEE 802.11n/ac 40MHz	5755-5795	2																																																									
	IEEE 802.11ac 80MHz	5775	1																																																									
Type of Modulation:	IEEE 802.11a: OFDM(BPSK/QPSK/16QAM/64QAM) IEEE 802.11n: OFDM(BPSK/QPSK/16QAM/64QAM) IEEE 802.11ac: OFDM (BPSK/QPSK/16QAM/64QAM/256QAM)																																																											
Antenna Type:	FPC Antenna																																																											
Antenna Gain:	Antenna 1 & 2: 2.57dBi																																																											
Remark:	Two Antennas can simultaneous transmit WIFI signal at 802.11n(HT20), 802.11n(HT40), 802.11ac(HT20), 802.11ac(HT40), 802.11ac(HT80) modes.																																																											

## 4.2 Details of Sample setting.

RF software:	QRCT4.0
Software Power setting:	Tx Power: Default (The peak output power refer to Appendix Data)

## 4.3 Description of Support Units

The EUT has been tested as an independent unit.

## 4.4 Measurement Uncertainty

No.	Item	Measurement Uncertainty
1	Radio Frequency	$\pm 7.25 \times 10^{-8}$
2	Duty cycle	$\pm 0.37\%$
3	Occupied Bandwidth	$\pm 3\%$
4	Conduction emission	$\pm 3.0\text{dB}$ (150kHz to 30MHz)
5	RF conducted power	$\pm 0.75\text{dB}$
6	RF power density	$\pm 2.84\text{dB}$
7	Conducted Spurious emissions	$\pm 0.75\text{dB}$
8	RF Radiated power	$\pm 4.5\text{dB}$ (Below 1GHz)
		$\pm 4.8\text{dB}$ (Above 1GHz)
9	Radiated Spurious emission test	$\pm 4.5\text{dB}$ (Below 1GHz)
		$\pm 4.8\text{dB}$ (Above 1GHz)
10	Temperature test	$\pm 1^\circ\text{C}$
11	Humidity test	$\pm 3\%$
12	Supply voltages	$\pm 1\%$
13	Time	$\pm 3\%$

#### 4.5 Test Location

All tests were performed at:

SGS-CSTC Standards Technical Services Co., Ltd., Shenzhen Branch

No. 1 Workshop, M-10, Middle Section, Science & Technology Park, Shenzhen, Guangdong, China. 518057.

Tel: +86 755 2601 2053 Fax: +86 755 2671 0594

No tests were sub-contracted.

#### 4.6 Test Facility

The test facility is recognized, certified, or accredited by the following organizations:

- **A2LA (Certificate No. 3816.01)**

SGS-CSTC Standards Technical Services Co., Ltd., Shenzhen EMC Laboratory is accredited by the American Association for Laboratory Accreditation(A2LA). Certificate No. 3816.01.

- **VCCI**

The 3m Fully-anechoic chamber for above 1GHz, 10m Semi-anechoic chamber for below 1GHz, Shielded Room for Mains Port Conducted Interference Measurement and Telecommunication Port Conducted Interference Measurement of SGS-CSTC Standards Technical Services Co., Ltd. have been registered in accordance with the Regulations for Voluntary Control Measures with Registration No.: G-20026, R-14188, C-12383 and T-11153 respectively.

- **FCC –Designation Number: CN1178**

SGS-CSTC Standards Technical Services Co., Ltd., Shenzhen EMC Laboratory has been recognized as an accredited testing laboratory.

Designation Number: CN1178. Test Firm Registration Number: 406779.

- **Innovation, Science and Economic Development Canada**

SGS-CSTC Standards Technical Services Co., Ltd., Shenzhen EMC Laboratory has been recognized by ISED as an accredited testing laboratory.

CAB identifier: CN0006.

IC#: 4620C.

#### 4.7 Deviation from Standards

None

#### 4.8 Abnormalities from Standard Conditions

None



Unless otherwise agreed in writing, this document is issued by the Company subject to its General Conditions of Service printed overleaf, available on request or accessible at <http://www.sgs.com/en/Terms-and-Conditions.aspx> and, for electronic format documents, subject to Terms and Conditions for Electronic Documents at <http://www.sgs.com/en/Terms-and-Conditions/Terms-e-Documents.aspx>. Attention is drawn to the limitation of liability, indemnification and jurisdiction issues defined therein. Any holder of this document is advised that information contained hereon reflects the Company's findings at the time of its intervention only and within the limits of Client's instructions, if any. The Company's sole responsibility is to its Client and this document does not exonerate parties to a transaction from exercising all their rights and obligations under the transaction documents. This document cannot be reproduced except in full, without prior written approval of the Company. Any unauthorized alteration, forgery or falsification of the content or appearance of this document is unlawful and offenders may be prosecuted to the fullest extent of the law. Unless otherwise stated the results shown in this test report refer only to the sample(s) tested and such sample(s) are retained for 30 days only.  
Attention: To check the authenticity of testing /inspection report & certificate, please contact us at telephone: (86-755) 8307 1443, or email: [CN.Doccheck@sgs.com](mailto:CN.Doccheck@sgs.com)

SGS-CSTC Standards Technical Services Co., Ltd.  
Shenzhen Branch EMC Laboratory

No.1 Workshop, M-10, Middle Section, Science & Technology Park, Shenzhen, China 518057 t (86-755) 26012053 f (86-755) 26710594 www.ssgsgroup.com.cn  
中国·深圳·科技园中区M-10栋一号厂房 邮编: 518057 t (86-755) 26012053 f (86-755) 26710594 sgs.china@sgs.com



## 5 Equipment List

Conducted Emissions at AC Power Line (150kHz-30MHz)					
Equipment	Manufacturer	Model No	Inventory No	Cal Date	Cal Due Date
Shielding Room	ZhongYu Electron	GB-88	SEM001-06	2019-06-13	2022-06-12
Measurement Software	AUDIX	e3 V8.2014-6-27	N/A	N/A	N/A
Coaxial Cable	SGS	N/A	SEM024-01	2020-07-10	2021-07-09
LISN	Rohde & Schwarz	ENV216	SEM007-01	2020-09-23	2021-09-22
LISN	ETS-LINDGREN	3816/2	SEM007-02	2020-04-01	2021-03-31
EMI Test Receiver	Rohde & Schwarz	ESCI	SEM004-02	2020-03-24	2021-03-23

Duty Cycle					
Equipment	Manufacturer	Model No	Inventory No	Cal Date	Cal Due Date
Shielding Room	SAEMC	MSR733	SEM001-09	2019-06-13	2022-06-12
DC Power Supply	Rohde & Schwarz	NGSM 32/10	SEM011-04	2020-03-24	2021-03-23
Spectrum Analyzer	Rohde & Schwarz	FSP	SEM004-06	2020-09-23	2021-09-22
Measurement Software	TST	TST PASS V1.0.5	N/A	N/A	N/A
Coaxial Cable	SGS	N/A	SEM031-02	2020-07-10	2021-07-09
Attenuator	Huber+Suhner	6620_SMA-50-1	SEM021-09	N/A	N/A

99% Bandwidth					
Equipment	Manufacturer	Model No	Inventory No	Cal Date	Cal Due Date
Shielding Room	SAEMC	MSR733	SEM001-09	2019-06-13	2022-06-12
DC Power Supply	Rohde & Schwarz	NGSM 32/10	SEM011-04	2020-03-24	2021-03-23
Spectrum Analyzer	Rohde & Schwarz	FSP	SEM004-06	2020-09-23	2021-09-22
Measurement Software	TST	TST PASS V1.0.5	N/A	N/A	N/A
Coaxial Cable	SGS	N/A	SEM031-02	2020-07-10	2021-07-09
Attenuator	Huber+Suhner	6620_SMA-50-1	SEM021-09	N/A	N/A

26dB Emission bandwidth					
Equipment	Manufacturer	Model No	Inventory No	Cal Date	Cal Due Date
Shielding Room	SAEMC	MSR733	SEM001-09	2019-06-13	2022-06-12
DC Power Supply	Rohde & Schwarz	NGSM 32/10	SEM011-04	2020-03-24	2021-03-23
Spectrum Analyzer	Rohde & Schwarz	FSP	SEM004-06	2020-09-23	2021-09-22
Measurement Software	TST	TST PASS V1.0.5	N/A	N/A	N/A



Unless otherwise agreed in writing, this document is issued by the Company subject to its General Conditions of Service printed overleaf, available on request or accessible at <http://www.sgs.com/en/Terms-and-Conditions.aspx> and, for electronic format documents, subject to Terms and Conditions for Electronic Documents at <http://www.sgs.com/en/Terms-and-Conditions/Terms-e-Document.aspx>. Attention is drawn to the limitation of liability, indemnification and jurisdiction issues defined therein. Any holder of this document is advised that information contained hereon reflects the Company's findings at the time of its intervention only and within the limits of Client's instructions, if any. The Company's sole responsibility is to its Client and this document does not exonerate parties to a transaction from exercising all their rights and obligations under the transaction documents. This document cannot be reproduced except in full, without prior written approval of the Company. Any unauthorized alteration, forgery or falsification of the content or appearance of this document is unlawful and offenders may be prosecuted to the fullest extent of the law. Unless otherwise stated the results shown in this test report refer only to the sample(s) tested and such sample(s) are retained for 30 days only.

Attention: To check the authenticity of testing /inspection report & certificate, please contact us at telephone: (86-755) 8307 1443, or email: [CN.Doccheck@sgs.com](mailto:CN.Doccheck@sgs.com)

SGS-CSTC Standards Technical Services Co., Ltd.  
Shenzhen Branch • CSTC Laboratory

No.1 Workshop, M-10, Middle Section, Science & Technology Park, Shenzhen, China 518057 t (86-755) 26012053 f (86-755) 26710594 www.sgs.com.cn  
中国·深圳·科技园中区M-10栋一号厂房 邮编: 518057 t (86-755) 26012053 f (86-755) 26710594 sgs.china@sgs.com

Coaxial Cable	SGS	N/A	SEM031-02	2020-07-10	2021-07-09
Attenuator	Huber+Suhner	6620_SMA-50-1	SEM021-09	N/A	N/A

**Minimum 6 dB bandwidth (5.725-5.85 GHz band )**

Equipment	Manufacturer	Model No	Inventory No	Cal Date	Cal Due Date
Shielding Room	SAEMC	MSR733	SEM001-09	2019-06-13	2022-06-12
DC Power Supply	Rohde & Schwarz	NGSM 32/10	SEM011-04	2020-03-24	2021-03-23
Spectrum Analyzer	Rohde & Schwarz	FSP	SEM004-06	2020-09-23	2021-09-22
Measurement Software	TST	TST PASS V1.0.5	N/A	N/A	N/A
Coaxial Cable	SGS	N/A	SEM031-02	2020-07-10	2021-07-09
Attenuator	Huber+Suhner	6620_SMA-50-1	SEM021-09	N/A	N/A

**Maximum Conducted output power**

Equipment	Manufacturer	Model No	Inventory No	Cal Date	Cal Due Date
Shielding Room	SAEMC	MSR733	SEM001-09	2019-06-13	2022-06-12
DC Power Supply	Rohde & Schwarz	NGSM 32/10	SEM011-04	2020-03-24	2021-03-23
Spectrum Analyzer	Rohde & Schwarz	FSP	SEM004-06	2020-09-23	2021-09-22
Measurement Software	TST	TST PASS V1.0.5	N/A	N/A	N/A
Coaxial Cable	SGS	N/A	SEM031-02	2020-07-10	2021-07-09
Attenuator	Huber+Suhner	6620_SMA-50-1	SEM021-09	N/A	N/A

**Peak Power spectrum density**

Equipment	Manufacturer	Model No	Inventory No	Cal Date	Cal Due Date
Shielding Room	SAEMC	MSR733	SEM001-09	2019-06-13	2022-06-12
DC Power Supply	Rohde & Schwarz	NGSM 32/10	SEM011-04	2020-03-24	2021-03-23
Spectrum Analyzer	Rohde & Schwarz	FSP	SEM004-06	2020-09-23	2021-09-22
Measurement Software	TST	TST PASS V1.0.5	N/A	N/A	N/A
Coaxial Cable	SGS	N/A	SEM031-02	2020-07-10	2021-07-09
Attenuator	Huber+Suhner	6620_SMA-50-1	SEM021-09	N/A	N/A



Unless otherwise agreed in writing, this document is issued by the Company subject to its General Conditions of Service printed overleaf, available on request or accessible at <http://www.sgs.com/en/Terms-and-Conditions.aspx> and, for electronic format documents, subject to Terms and Conditions for Electronic Documents at <http://www.sgs.com/en/Terms-and-Conditions/Terms-e-Documents.aspx>. Attention is drawn to the limitation of liability, indemnification and jurisdiction issues defined therein. Any holder of this document is advised that information contained hereon reflects the Company's findings at the time of its intervention only and within the limits of Client's instructions, if any. The Company's sole responsibility is to its Client and this document does not exonerate parties to a transaction from exercising all their rights and obligations under the transaction documents. This document cannot be reproduced except in full, without prior written approval of the Company. Any unauthorized alteration, forgery or falsification of the content or appearance of this document is unlawful and offenders may be prosecuted to the fullest extent of the law. Unless otherwise stated the results shown in this test report refer only to the sample(s) tested and such sample(s) are retained for 30 days only.

Attention: To check the authenticity of testing /inspection report and certificate, please contact us at telephone: (86-755) 83071443, or email: [CN.Doccheck@sgs.com](mailto:CN.Doccheck@sgs.com)

SGS-CSTC Standards Technical Services Co., Ltd.  
Shenzhen Branch, CSTC Shenzhen EEC Laboratory

No.1 Workshop, M-10, Middle Section, Science & Technology Park, Shenzhen, China 518057 t (86-755) 26012053 f (86-755) 26710594 www.sgs.com.cn  
中国·深圳·科技园中区M-10栋一号厂房 邮编: 518057 t (86-755) 26012053 f (86-755) 26710594 sgs.china@sgs.com

Radiated Emissions which fall in the restricted bands					
Equipment	Manufacturer	Model No	Inventory No	Cal Date	Cal Due Date
3m Semi-Anechoic Chamber	AUDIX	N/A	SEM001-02	2018-03-13	2021-03-12
EXA Signal Analyzer	Agilent Technologies Inc	N9010A	SEM004-12	2020-04-09	2021-04-08
Horn Antenna	Rohde&Schwarz	HF907	SEM003-07	2018-04-13	2021-04-12
Pre-Amplifier	Compliance Directions Systems Inc.	PAP-0126	SEM004-11	2020-09-23	2021-09-22
Measurement Software	AUDIX	e3 V8.2014-6-27	N/A	N/A	N/A
Coaxial Cable	SGS	N/A	SEM026-01	2020-07-10	2021-07-09
Horn Antenna	Schwarzbeck	BBHA 9170	SEM003-15	2020-11-14	2023-11-13
Pre-Amplifier	Compliance Directions Systems Inc.	PAP-2640-50	SEM005-08	2020-04-01	2021-03-31

Radiated Spurious Emissions					
Equipment	Manufacturer	Model No	Inventory No	Cal Date	Cal Due Date
3m Semi-Anechoic Chamber	AUDIX	N/A	SEM001-02	2018-03-13	2021-03-12
EXA Signal Analyzer	Agilent Technologies Inc	N9010A	SEM004-12	2020-04-09	2021-04-08
Horn Antenna	Rohde&Schwarz	HF907	SEM003-07	2018-04-13	2021-04-12
Pre-Amplifier	Compliance Directions Systems Inc.	PAP-0126	SEM004-11	2020-09-23	2021-09-22
Measurement Software	AUDIX	e3 V8.2014-6-27	N/A	N/A	N/A
Coaxial Cable	SGS	N/A	SEM026-01	2020-07-10	2021-07-09
Horn Antenna	Schwarzbeck	BBHA 9170	SEM003-15	2020-11-14	2023-11-13
Pre-Amplifier	Compliance Directions Systems Inc.	PAP-2640-50	SEM005-08	2020-04-01	2021-03-31

Radiated Emissions					
Equipment	Manufacturer	Model No	Inventory No	Cal Date	Cal Due Date
3m Semi-Anechoic Chamber	ETS-LINDGREN	N/A	SEM001-01	2020-07-19	2023-07-18
MXE EMI Receiver	Agilent Technologies	N9038A	SEM004-15	2020-11-02	2021-11-01
BiConiLog Antenna	ETS-LINDGREN	3142C	SEM003-02	2019-05-24	2022-05-23
Pre-Amplifier	Agilent Technologies	8447D	SEM005-01	2020-04-01	2021-03-31



Unless otherwise agreed in writing, this document is issued by the Company subject to its General Conditions of Service printed overleaf, available on request or accessible at <http://www.sgs.com/en/Terms-and-Conditions.aspx> and, for electronic format documents, subject to Terms and Conditions for Electronic Documents at <http://www.sgs.com/en/Terms-and-Conditions/Terms-e-Document.aspx>. Attention is drawn to the limitation of liability, indemnification and jurisdiction issues defined therein. Any holder of this document is advised that information contained hereon reflects the Company's findings at the time of its intervention only and within the limits of Client's instructions, if any. The Company's sole responsibility is to its Client and this document does not exonerate parties to a transaction from exercising all their rights and obligations under the transaction documents. This document cannot be reproduced except in full, without prior written approval of the Company. Any unauthorized alteration, forgery or falsification of the content or appearance of this document is unlawful and offenders may be prosecuted to the fullest extent of the law. Unless otherwise stated the results shown in this test report refer only to the sample(s) tested and such sample(s) are retained for 30 days only.

Attention: To check the authenticity of testing /inspection report & certificate, please contact us at telephone: (86-755) 8307 1443, or email: [CN.Doccheck@sgs.com](mailto:CN.Doccheck@sgs.com)

No.1 Workshop, M-10, Middle Section, Science & Technology Park, Shenzhen, China 518057 t (86-755) 26012053 f (86-755) 26710594 www.sgs.com.cn  
中国·深圳·科技园中区M-10栋一号厂房 邮编: 518057 t (86-755) 26012053 f (86-755) 26710594 sgs.china@sgs.com

Measurement Software	AUDIX	e3 V8.2014-6-27	N/A	N/A	N/A
Coaxial Cable	SGS	N/A	SEM025-01	2020-07-10	2021-07-09

#### Frequency Stability

Equipment	Manufacturer	Model No	Inventory No	Cal Date	Cal Due Date
Shielding Room	SAEMC	MSR733	SEM001-09	2019-06-13	2022-06-12
DC Power Supply	Rohde & Schwarz	NGSM 32/10	SEM011-04	2020-03-24	2021-03-23
Spectrum Analyzer	Rohde & Schwarz	FSP	SEM004-06	2020-09-23	2021-09-22
Measurement Software	TST	TST PASS V1.0.5	N/A	N/A	N/A
Coaxial Cable	SGS	N/A	SEM031-02	2020-07-10	2021-07-09
Attenuator	Huber+Suhner	6620_SMA-50-1	SEM021-09	N/A	N/A

#### DFS - Channel Move Time

Equipment	Manufacturer	Model No	Inventory No	Cal Date	Cal Due Date
Shielding Room	SAEMC	MSR433	SEM001-11	2019-06-13	2022-06-12
EXA Signal Analyzer	KEYSIGHT	N9010A	SEM004-09	2020-04-09	2021-04-08
Signal Generator	KEYSIGHT	N5171B	SEM006-13	2020-03-23	2021-03-22
MXG Vector Signal Generator	KEYSIGHT	N5182A	SEM006-14	2020-03-23	2021-03-22
ESG Vector Signal Generator	KEYSIGHT	E4438C	SEM006-15	2020-09-23	2021-09-22
DC Power Supply	KEYSIGHT	E3642A	SEM011-07	2020-03-23	2021-03-22
Manual Step Attenuator	KEYSIGHT	8494B	SEM021-05	2020-04-09	2021-04-08
Manual Step Attenuator	KEYSIGHT	8496B	SEM021-06	2020-04-09	2021-04-08
Power Sensor	KEYSIGHT	U2021XA	SEM009-13	2020-03-23	2021-03-22
Power Sensor	KEYSIGHT	U2021XA	SEM009-14	2020-03-23	2021-03-22
Programmable Temperature&Humidity Chamber	Votsch Industrietechnik GmbH	VT 4002	SEM002-15	2020-03-25	2021-03-24
Measurement Software	JS Tonscend	JS1120-2 BT/WIFI V2.6	N/A	N/A	N/A
Coaxial Cable	SGS	N/A	SEM028-01	2020-07-10	2021-07-09

#### DFS - Channel Closing Transmission Time

Equipment	Manufacturer	Model No	Inventory No	Cal Date	Cal Due Date
Shielding Room	SAEMC	MSR433	SEM001-11	2019-06-13	2022-06-12
EXA Signal Analyzer	KEYSIGHT	N9010A	SEM004-09	2020-04-09	2021-04-08
Signal Generator	KEYSIGHT	N5171B	SEM006-13	2020-03-23	2021-03-22



Unless otherwise agreed in writing, this document is issued by the Company subject to its General Conditions of Service printed overleaf, available on request or accessible at <http://www.sgs.com/en/Terms-and-Conditions.aspx> and, for electronic format documents, subject to Terms and Conditions for Electronic Documents at <http://www.sgs.com/en/Terms-and-Conditions/Terms-e-Documents.aspx>. Attention is drawn to the limitation of liability, indemnification and jurisdiction issues defined therein. Any holder of this document is advised that information contained hereon reflects the Company's findings at the time of its intervention only and within the limits of Client's instructions, if any. The Company's sole responsibility is to its Client and this document does not exonerate parties to a transaction from exercising all their rights and obligations under the transaction documents. This document cannot be reproduced except in full, without prior written approval of the Company. Any unauthorized alteration, forgery or falsification of the content or appearance of this document is unlawful and offenders may be prosecuted to the fullest extent of the law. Unless otherwise stated the results shown in this test report refer only to the sample(s) tested and such sample(s) are retained for 30 days only.

Attention: To check the authenticity of testing / inspection report and certificate, please contact us at telephone: (86-755) 8307 1443, or email: [CN.Doccheck@sgs.com](mailto:CN.Doccheck@sgs.com)

SGS-CSTC Standards Technical Services Co., Ltd.  
Shenzhen Branch, Inspection & Testing Services Laboratory

No.1 Workshop, M-10, Middle Section, Science & Technology Park, Shenzhen, China 518057 t (86-755) 26012053 f (86-755) 26710594 www.sgs.com.cn  
中国·深圳·科技园中区M-10栋一号厂房 邮编: 518057 t (86-755) 26012053 f (86-755) 26710594 sgs.china@sgs.com



MXG Vector Signal Generator	KEYSIGHT	N5182A	SEM006-14	2020-03-23	2021-03-22
ESG Vector Signal Generator	KEYSIGHT	E4438C	SEM006-15	2020-09-23	2021-09-22
DC Power Supply	KEYSIGHT	E3642A	SEM011-07	2020-03-23	2021-03-22
Manual Step Attenuator	KEYSIGHT	8494B	SEM021-05	2020-04-09	2021-04-08
Manual Step Attenuator	KEYSIGHT	8496B	SEM021-06	2020-04-09	2021-04-08
Power Sensor	KEYSIGHT	U2021XA	SEM009-13	2020-03-23	2021-03-22
Power Sensor	KEYSIGHT	U2021XA	SEM009-14	2020-03-23	2021-03-22
Programmable Temperature&Humidity Chamber	Votsch Industrietechnik GmbH	VT 4002	SEM002-15	2020-03-25	2021-03-24
Measurement Software	JS Tonscend	JS1120-2 BT/WIFI V2.6	N/A	N/A	N/A
Coaxial Cable	SGS	N/A	SEM028-01	2020-07-10	2021-07-09

General used equipment					
Equipment	Manufacturer	Model No	Inventory No	Cal Date	Cal Due Date
Humidity/ Temperature Indicator	Shanghai Meteorological Industry Factory	ZJ1-2B	SEM002-04	2020-09-15	2021-09-14
Humidity/ Temperature Indicator	Mingle	N/A	SEM002-08	2020-09-15	2021-09-14
Barometer	Changchun Meteorological Industry Factory	DYM3	SEM002-01	2020-04-07	2021-04-06



Unless otherwise agreed in writing, this document is issued by the Company subject to its General Conditions of Service printed overleaf, available on request or accessible at <http://www.sgs.com/en/Terms-and-Conditions.aspx> and, for electronic format documents, subject to Terms and Conditions for Electronic Documents at <http://www.sgs.com/en/Terms-and-Conditions/Terms-e-Documents.aspx>. Attention is drawn to the limitation of liability, indemnification and jurisdiction issues defined therein. Any holder of this document is advised that information contained hereon reflects the Company's findings at the time of its intervention only and within the limits of Client's instructions, if any. The Company's sole responsibility is to its Client and this document does not exonerate parties to a transaction from exercising all their rights and obligations under the transaction documents. This document cannot be reproduced except in full, without prior written approval of the Company. Any unauthorized alteration, forgery or falsification of the content or appearance of this document is unlawful and offenders may be prosecuted to the fullest extent of the law. Unless otherwise stated the results shown in this test report refer only to the sample(s) tested and such sample(s) are retained for 30 days only.

Attention: To check the authenticity of testing / inspection report & certificate, please contact us at telephone: (86-755) 8307 1443, or email: [CN.Doccheck@sgs.com](mailto:CN.Doccheck@sgs.com)

SGS-CSTC Standards Technical Services Co., Ltd.  
Shenzhen Branch, Inspection & Testing Services Laboratory

No.1 Workshop, M-10, Middle Section, Science & Technology Park, Shenzhen, China 518057 t (86-755) 26012053 f (86-755) 26710594 www.sgs.com.cn  
中国·深圳·科技园中区M-10栋一号厂房 邮编: 518057 t (86-755) 26012053 f (86-755) 26710594 sgs.china@sgs.com

## 6 Radio Spectrum Technical Requirement

### 6.1 Antenna Requirement

#### 6.1.1 Test Requirement:

47 CFR Part 15, Subpart C 15.203

#### 6.1.2 Conclusion

Standard Requirement:

An intentional radiator shall be designed to ensure that no antenna other than that furnished by the responsible party shall be used with the device. The use of a antenna that uses a unique coupling to the intentional radiator, the manufacturer may design the unit permanently attached antenna or of an so that a broken antenna can be replaced by the user, but the use of a standard antenna jack or electrical connector is prohibited.

EUT Antenna:

The antenna is integrated on the main PCB and no consideration of replacement. The best case gain of the antennas are Antenna 1 &2: 2.57dBi.

Antenna location: Refer to internal photo.

## 6.2 Transmission in the Absence of Data

### 6.2.1 Test Requirement:

47 CFR Part 15, Subpart C 15.407 (c)

### 6.2.2 Conclusion

Standard Requirement:

The device shall automatically discontinue transmission in case of either absence of information to transmit or operational failure. These provisions are not intended to preclude the transmission of control or signalling information or the use of repetitive codes used by certain digital technologies to complete frame or burst intervals.

Applicants shall include in their application for equipment authorization a description of how this requirement is met.

EUT Details:

WIFI chip support automatically discontinue transmission in case of either absence of information to transmit or operational failure, if the chip detect absence of information to transmit or operational failure, it will be automatically shut off.



## 7 Radio Spectrum Matter Test Results

### 7.1 Conducted Emissions at AC Power Line (150kHz-30MHz)

Test Requirement 47 CFR Part 15, Subpart C 15.207 & 15.407 b(8)

Test Method: ANSI C63.10 (2013) Section 6.2

Limit:

Frequency of emission(MHz)	Conducted limit(dBμV)	
	Quasi-peak	Average
0.15-0.5	66 to 56*	56 to 46*
0.5-5	56	46
5-30	60	50

\*Decreases with the logarithm of the frequency.





### 7.1.1 E.U.T. Operation

Operating Environment:

Temperature: 22.9 °C Humidity: 53.1 % RH Atmospheric Pressure: 1015 mbar

Pretest these modes to find the worst case: e:TX mode (Band 1)\_Keep the EUT in continuously transmitting mode with all modulation types. All data rates for each modulation type have been tested and found the data rate @ 6Mbps is the worst case of IEEE 802.11a; data rate @ MCS0 is the worst case of IEEE 802.11n(HT20); data rate @ MCS0 is the worst case of IEEE 802.11n(HT40); data rate @ MCS0 is the worst case of IEEE 802.11ac(VHT20); data rate @ MCS0 is the worst case of IEEE 802.11ac(VHT40); data rate @ MCS0 is the worst case of IEEE 802.11ac(VHT80). Only the data of worst case is recorded in the report.

f:TX mode (Band 2A)\_Keep the EUT in continuously transmitting mode with all modulation types. All data rates for each modulation type have been tested and found the data rate @ 6Mbps is the worst case of IEEE 802.11a; data rate @ MCS0 is the worst case of IEEE 802.11n(HT20); data rate @ MCS0 is the worst case of IEEE 802.11n(HT40); data rate @ MCS0 is the worst case of IEEE 802.11ac(VHT20); data rate @ MCS0 is the worst case of IEEE 802.11ac(VHT40); data rate @ MCS0 is the worst case of IEEE 802.11ac(VHT80). Only the data of worst case is recorded in the report.

g:TX mode (Band 2C)\_Keep the EUT in continuously transmitting mode with all modulation types. All data rates for each modulation type have been tested and found the data rate @ 6Mbps is the worst case of IEEE 802.11a; data rate @ MCS0 is the worst case of IEEE 802.11n(HT20); data rate @ MCS0 is the worst case of IEEE 802.11n(HT40); data rate @ MCS0 is the worst case of IEEE 802.11ac(VHT20); data rate @ MCS0 is the worst case of IEEE 802.11ac(VHT40); data rate @ MCS0 is the worst case of IEEE 802.11ac(VHT80). Only the data of worst case is recorded in the report.

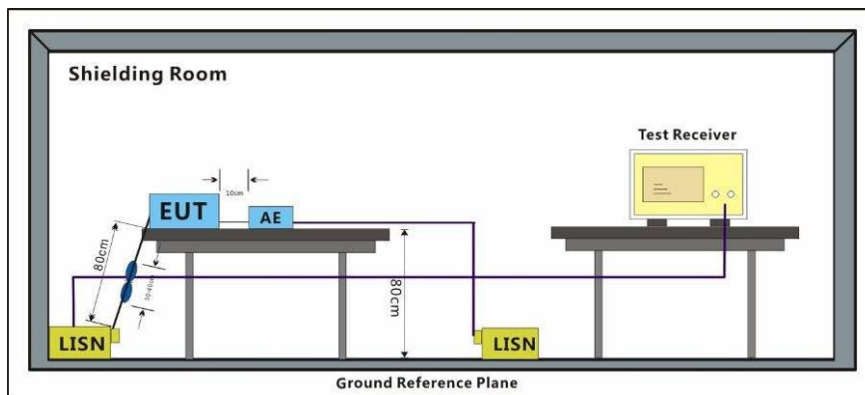
h:TX mode (Band 3)\_Keep the EUT in continuously transmitting mode with all modulation types. All data rates for each modulation type have been tested and found the data rate @ 6Mbps is the worst case of IEEE 802.11a; data rate @ MCS0 is the worst case of IEEE 802.11n(HT20); data rate @ MCS0 is the worst case of IEEE 802.11n(HT40); data rate @ MCS0 is the worst case of IEEE 802.11ac(VHT20); data rate @ MCS0 is the worst case of IEEE 802.11ac(VHT40); data rate @ MCS0 is the worst case of IEEE 802.11ac(VHT80). Only the data of worst case is recorded in the report.

The worst case for final test:

e:TX mode (Band 1)\_Keep the EUT in continuously transmitting mode with all modulation types. All data rates for each modulation type have been tested and found the data rate @ 6Mbps is the worst case of IEEE 802.11a; data rate @ MCS0 is the worst case of IEEE 802.11n(HT20); data rate @ MCS0 is the worst case of IEEE 802.11n(HT40); data rate @ MCS0 is the worst case of IEEE 802.11ac(VHT20); data rate @ MCS0 is the worst case of IEEE 802.11ac(VHT40); data rate @ MCS0 is the worst case of IEEE 802.11ac(VHT80). Only the data of worst case is recorded in the report.



## 7.1.2 Test Setup Diagram



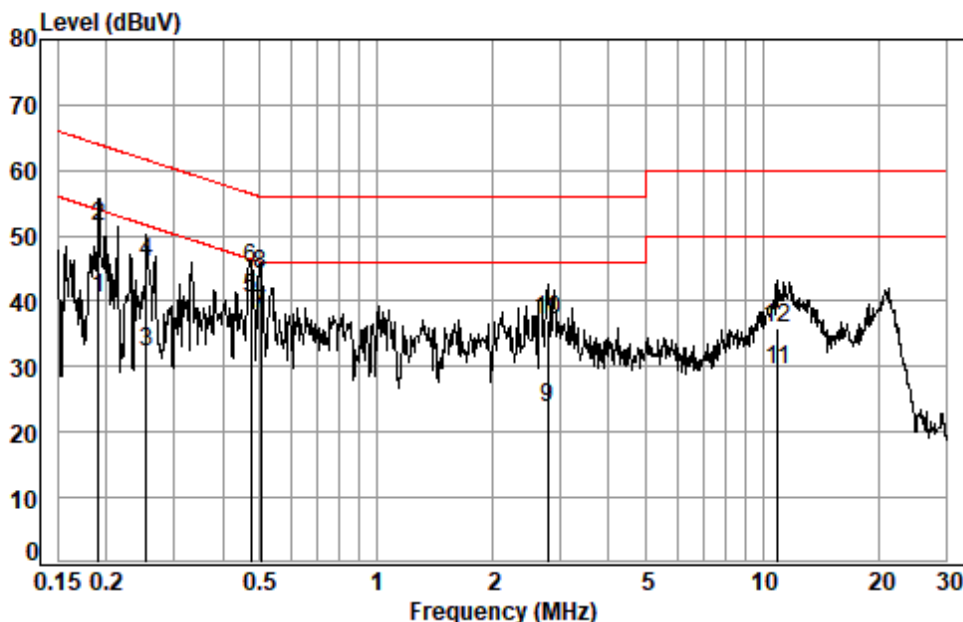
## 7.1.3 Measurement Procedure and Data

- 1) The mains terminal disturbance voltage test was conducted in a shielded room.
- 2) The EUT was connected to AC power source through a LISN 1 (Line Impedance Stabilization Network) which provides a 50ohm/50μH + 50hm linear impedance. The power cables of all other units of the EUT were connected to a second LISN 2, which was bonded to the ground reference plane in the same way as the LISN 1 for the unit being measured. A multiple socket outlet strip was used to connect multiple power cables to a single LISN provided the rating of the LISN was not exceeded.
- 3) The tabletop EUT was placed upon a non-metallic table 0.8m above the ground reference plane. And for floor-standing arrangement, the EUT was placed on the horizontal ground reference plane,
- 4) The test was performed with a vertical ground reference plane. The rear of the EUT shall be 0.4 m from the vertical ground reference plane. The vertical ground reference plane was bonded to the horizontal ground reference plane. The LISN 1 was placed 0.8 m from the boundary of the unit under test and bonded to a ground reference plane for LISNs mounted on top of the ground reference plane. This distance was between the closest points of the LISN 1 and the EUT. All other units of the EUT and associated equipment was at least 0.8 m from the LISN 2.
- 5) In order to find the maximum emission, the relative positions of equipment and all of the interface cables must be changed according to ANSI C63.10 on conducted measurement.

Remark: LISN=Read Level+ Cable Loss+ LISN Factor



Mode:e; Line:Live Line; Modulation:802.11a; bandwidth:20MHz; Channel:Low



Site : Shielding Room

Condition: Line

Job No : 11025AT/11026AT

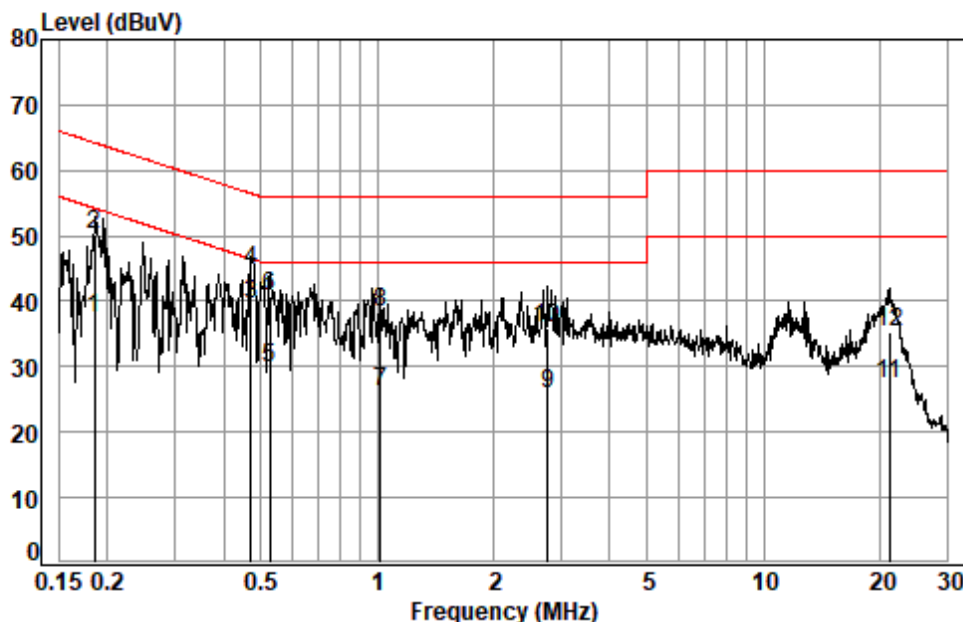
Test mode: e

	Freq	Cable Loss	LISN Factor	Read Level	Limit Level	Limit Line	Over Limit	Remark
	MHz	dB	dB	dBuV	dBuV	dBuV	dB	
1	0.1914	0.04	9.72	30.66	40.42	53.98	-13.56	Average
2	0.1914	0.04	9.72	41.79	51.55	63.98	-12.43	QP
3	0.2535	0.05	9.74	22.41	32.20	51.64	-19.44	Average
4	0.2535	0.05	9.74	36.20	45.99	61.64	-15.65	QP
5	0.4736	0.07	9.77	30.54	40.38	46.45	-6.07	Average
6	0.4736	0.07	9.77	35.24	45.08	56.45	-11.37	QP
7	0.5020	0.07	9.77	28.17	38.01	46.00	-7.99	Average
8	0.5020	0.07	9.77	34.24	44.08	56.00	-11.92	QP
9	2.7794	0.14	9.83	13.87	23.84	46.00	-22.16	Average
10	2.7794	0.14	9.83	27.12	37.09	56.00	-18.91	QP
11	10.9629	0.16	10.26	18.94	29.36	50.00	-20.64	Average
12	10.9629	0.16	10.26	25.56	35.98	60.00	-24.02	QP





Mode:e; Line:Neutral Line; Modulation:802.11a; bandwidth:20MHz; Channel:Low



Site : Shielding Room  
Condition: Neutral  
Job No : 11025AT/11026AT  
Test mode: e

	Freq	Cable Loss	LISN Factor	Read Level	Limit Level	Limit Line	Over Limit	Remark
	MHz	dB	dB	dBuV	dBuV	dBuV	dB	
1	0.1854	0.03	9.72	27.65	37.40	54.24	-16.84	Average
2	0.1854	0.03	9.72	40.47	50.22	64.24	-14.02	QP
3	0.4711	0.07	9.76	29.83	39.66	46.49	-6.83	Average
4	0.4711	0.07	9.76	35.04	44.87	56.49	-11.62	QP
5	0.5265	0.07	9.76	19.90	29.73	46.00	-16.27	Average
6	0.5265	0.07	9.76	30.91	40.74	56.00	-15.26	QP
7	1.0211	0.10	9.78	16.15	26.03	46.00	-19.97	Average
8	1.0211	0.10	9.78	28.45	38.33	56.00	-17.67	QP
9	2.7648	0.14	9.83	15.98	25.95	46.00	-20.05	Average
10	2.7648	0.14	9.83	26.07	36.04	56.00	-19.96	QP
11	21.1472	0.17	10.87	16.45	27.49	50.00	-22.51	Average
12	21.1472	0.17	10.87	24.37	35.41	60.00	-24.59	QP





## 7.2 Duty Cycle

Test Requirement KDB 789033 D02 II B 1

Test Method: KDB 789033 II B 1

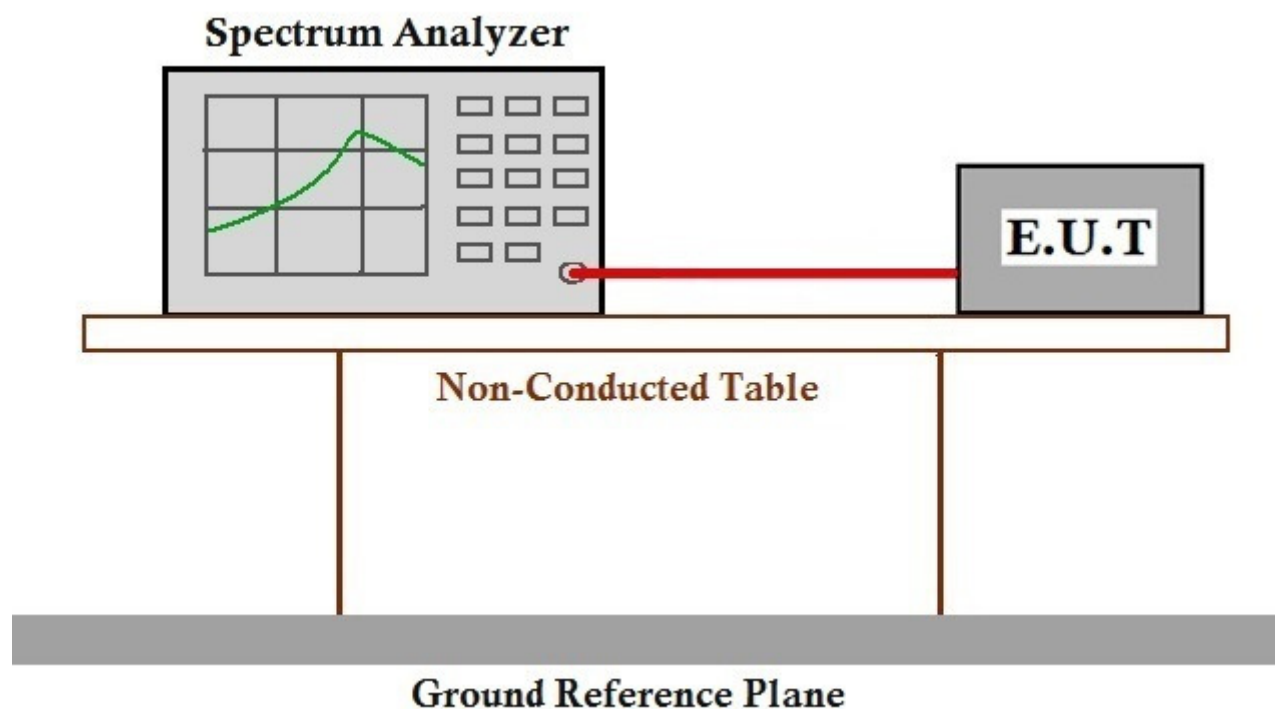
### 7.2.1 E.U.T. Operation

Operating Environment:

Temperature: 25.9 °C Humidity: 49.3 % RH Atmospheric Pressure: 1015 mbar

Test mode g:TX mode (Band 2C)\_Keep the EUT in continuously transmitting mode with all modulation types. All data rates for each modulation type have been tested and found the data rate @ 6Mbps is the worst case of IEEE 802.11a; data rate @ MCS0 is the worst case of IEEE 802.11n(HT20); data rate @ MCS0 is the worst case of IEEE 802.11n(HT40); data rate @ MCS0 is the worst case of IEEE 802.11ac(VHT20); data rate @ MCS0 is the worst case of IEEE 802.11ac(VHT40); data rate @ MCS0 is the worst case of IEEE 802.11ac(VHT80). Only the data of worst case is recorded in the report.

### 7.2.2 Test Setup Diagram



### 7.2.3 Measurement Procedure and Data

The detailed test data see: Appendix 15.407

## 7.3 99% Bandwidth

Test Requirement N/A

Test Method: KDB 789033 II D

### 7.3.1 E.U.T. Operation

Operating Environment:

Temperature: 25.9 °C Humidity: 29.3 % RH Atmospheric Pressure: 1015 mbar

Test modes: e:TX mode (Band 1)\_Keep the EUT in continuously transmitting mode with all modulation types. All data rates for each modulation type have been tested and found the data rate @ 6Mbps is the worst case of IEEE 802.11a; data rate @ MCS0 is the worst case of IEEE 802.11n(HT20); data rate @ MCS0 is the worst case of IEEE 802.11n(HT40); data rate @ MCS0 is the worst case of IEEE 802.11ac(VHT20); data rate @ MCS0 is the worst case of IEEE 802.11ac(VHT40); data rate @ MCS0 is the worst case of IEEE 802.11ac(VHT80). Only the data of worst case is recorded in the report.

f:TX mode (Band 2A)\_Keep the EUT in continuously transmitting mode with all modulation types. All data rates for each modulation type have been tested and found the data rate @ 6Mbps is the worst case of IEEE 802.11a; data rate @ MCS0 is the worst case of IEEE 802.11n(HT20); data rate @ MCS0 is the worst case of IEEE 802.11n(HT40); data rate @ MCS0 is the worst case of IEEE 802.11ac(VHT20); data rate @ MCS0 is the worst case of IEEE 802.11ac(VHT40); data rate @ MCS0 is the worst case of IEEE 802.11ac(VHT80). Only the data of worst case is recorded in the report.

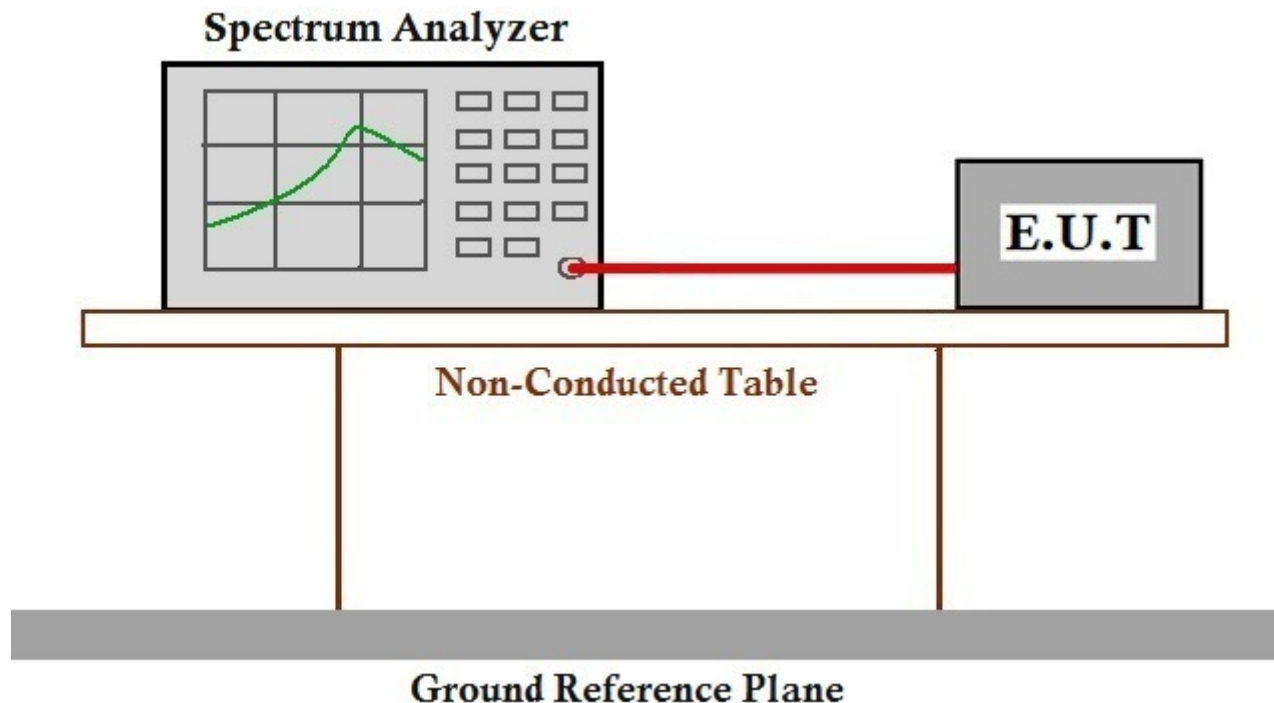
g:TX mode (Band 2C)\_Keep the EUT in continuously transmitting mode with all modulation types. All data rates for each modulation type have been tested and found the data rate @ 6Mbps is the worst case of IEEE 802.11a; data rate @ MCS0 is the worst case of IEEE 802.11n(HT20); data rate @ MCS0 is the worst case of IEEE 802.11n(HT40); data rate @ MCS0 is the worst case of IEEE 802.11ac(VHT20); data rate @ MCS0 is the worst case of IEEE 802.11ac(VHT40); data rate @ MCS0 is the worst case of IEEE 802.11ac(VHT80). Only the data of worst case is recorded in the report.

h:TX mode (Band 3)\_Keep the EUT in continuously transmitting mode with all modulation types. All data rates for each modulation type have been tested and found the data rate @ 6Mbps is the worst case of IEEE 802.11a; data rate @ MCS0 is the worst case of IEEE 802.11n(HT20); data rate @ MCS0 is the worst case of IEEE 802.11n(HT40); data rate @ MCS0 is the worst case of IEEE 802.11ac(VHT20); data rate @ MCS0 is the worst case of IEEE 802.11ac(VHT40); data rate @ MCS0 is the worst case of IEEE 802.11ac(VHT80). Only the data of worst case is recorded in the report.



Unless otherwise agreed in writing, this document is issued by the Company subject to its General Conditions of Service printed overleaf, available on request or accessible at <http://www.sgs.com/en/Terms-and-Conditions.aspx> and, for electronic format documents, subject to Terms and Conditions for Electronic Documents at <http://www.sgs.com/en/Terms-and-Conditions/Terms-e-Document.aspx>. Attention is drawn to the limitation of liability, indemnification and jurisdiction issues defined therein. Any holder of this document is advised that information contained hereon reflects the Company's findings at the time of its intervention only and within the limits of Client's instructions, if any. The Company's sole responsibility is to its Client and this document does not exonerate parties to a transaction from exercising all their rights and obligations under the transaction documents. This document cannot be reproduced except in full, without prior written approval of the Company. Any unauthorized alteration, forgery or falsification of the content or appearance of this document is unlawful and offenders may be prosecuted to the fullest extent of the law. Unless otherwise stated the results shown in this test report refer only to the sample(s) tested and such sample(s) are retained for 30 days only.  
Attention: To check the authenticity of testing /inspection report & certificate, please contact us at telephone: (86-755) 8307 1443, or email: [CN.Doccheck@sgs.com](mailto:CN.Doccheck@sgs.com)

## 7.3.2 Test Setup Diagram



## 7.3.3 Measurement Procedure and Data

The detailed test data see: Appendix 15.407

## 7.4 26dB Emission bandwidth

Test Requirement 47 CFR Part 15, Subpart C 15.407 (a)

Test Method: KDB 789033 D02 II C 1

### 7.4.1 E.U.T. Operation

Operating Environment:

Temperature: 25.9 °C Humidity: 29.3 % RH Atmospheric Pressure: 1015 mbar

Test modes: f:TX mode (Band 2A)\_Keep the EUT in continuously transmitting mode with all modulation types. All data rates for each modulation type have been tested and found the data rate @ 6Mbps is the worst case of IEEE 802.11a; data rate @ MCS0 is the worst case of IEEE 802.11n(HT20); data rate @ MCS0 is the worst case of IEEE 802.11n(HT40); data rate @ MCS0 is the worst case of IEEE 802.11ac(VHT20); data rate @ MCS0 is the worst case of IEEE 802.11ac(VHT40); data rate @ MCS0 is the worst case of IEEE 802.11ac(VHT80). Only the data of worst case is recorded in the report.

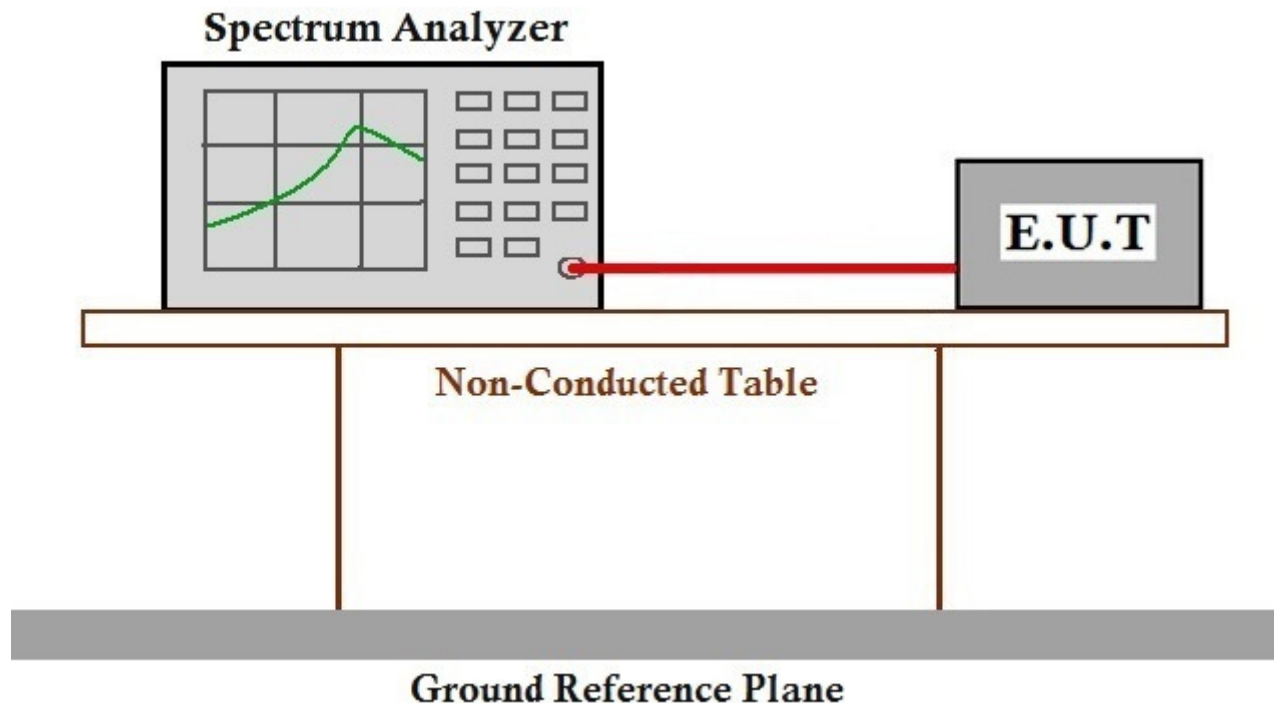
g:TX mode (Band 2C)\_Keep the EUT in continuously transmitting mode with all modulation types. All data rates for each modulation type have been tested and found the data rate @ 6Mbps is the worst case of IEEE 802.11a; data rate @ MCS0 is the worst case of IEEE 802.11n(HT20); data rate @ MCS0 is the worst case of IEEE 802.11n(HT40); data rate @ MCS0 is the worst case of IEEE 802.11ac(VHT20); data rate @ MCS0 is the worst case of IEEE 802.11ac(VHT40); data rate @ MCS0 is the worst case of IEEE 802.11ac(VHT80). Only the data of worst case is recorded in the report.

h:TX mode (Band 3)\_Keep the EUT in continuously transmitting mode with all modulation types. All data rates for each modulation type have been tested and found the data rate @ 6Mbps is the worst case of IEEE 802.11a; data rate @ MCS0 is the worst case of IEEE 802.11n(HT20); data rate @ MCS0 is the worst case of IEEE 802.11n(HT40); data rate @ MCS0 is the worst case of IEEE 802.11ac(VHT20); data rate @ MCS0 is the worst case of IEEE 802.11ac(VHT40); data rate @ MCS0 is the worst case of IEEE 802.11ac(VHT80). Only the data of worst case is recorded in the report.





## 7.4.2 Test Setup Diagram



## 7.4.3 Measurement Procedure and Data

The detailed test data see: Appendix 15.407

## 7.5 Minimum 6 dB bandwidth (5.725-5.85 GHz band )

Test Requirement 47 CFR Part 15, Subpart C 15.407 (e)

Test Method: KDB 789033 D02 II C 2

Limit:  $\geq 500$  kHz

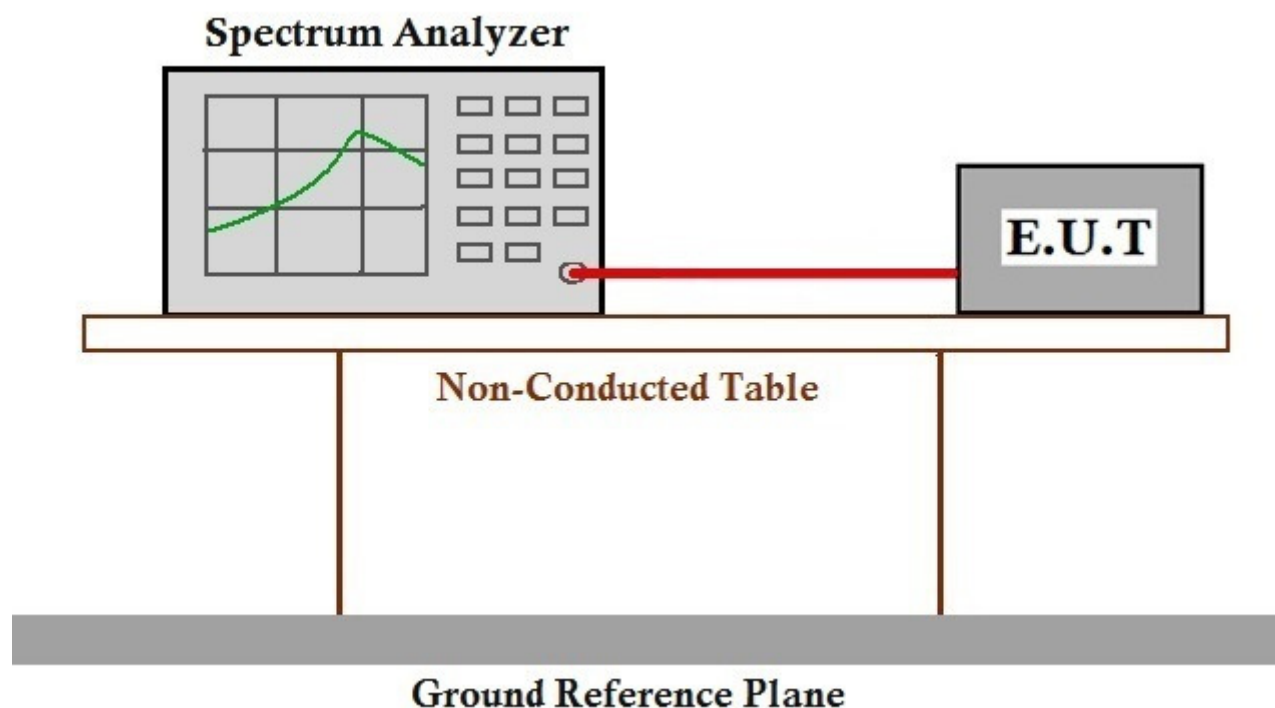
### 7.5.1 E.U.T. Operation

Operating Environment:

Temperature: 25.9 °C Humidity: 29.3 % RH Atmospheric Pressure: 1015 mbar

Test mode h:TX mode (Band 3)\_Keep the EUT in continuously transmitting mode with all modulation types. All data rates for each modulation type have been tested and found the data rate @ 6Mbps is the worst case of IEEE 802.11a; data rate @ MCS0 is the worst case of IEEE 802.11n(HT20); data rate @ MCS0 is the worst case of IEEE 802.11n(HT40); data rate @ MCS0 is the worst case of IEEE 802.11ac(VHT20); data rate @ MCS0 is the worst case of IEEE 802.11ac(VHT40); data rate @ MCS0 is the worst case of IEEE 802.11ac(VHT80). Only the data of worst case is recorded in the report.

### 7.5.2 Test Setup Diagram



### 7.5.3 Measurement Procedure and Data

The detailed test data see: Appendix 15.407

## 7.6 Maximum Conducted output power

Test Requirement 47 CFR Part 15, Subpart C 15.407 (a)

Test Method: KDB 789033 D02 II E

Limit:

Frequency band(MHz)	Limit
5150-5250	≤1W(30dBm) for master device
	≤250mW(24dBm) for client device
5250-5350	≤250mW(24dBm) for client device or 11dBm+10logB*
5470-5725	≤250mW(24dBm) for client device or 11dBm+10logB*
5725-5850	≤1W(30dBm)
Remark:	<p>* Where B is the 26dB emission bandwidth in MHz.</p> <p>The maximum conducted output power must be measured over any interval of continuous transmission using instrumentation calibrated in terms of an rms-equivalent voltage.</p>

### 7.6.1 E.U.T. Operation

#### Operating Environment:

Temperature: 25.9 °C Humidity: 49.3 % RH Atmospheric Pressure: 1015 mbar

Test modes: e:TX mode (Band 1)\_Keep the EUT in continuously transmitting mode with all modulation types. All data rates for each modulation type have been tested and found the data rate @ 6Mbps is the worst case of IEEE 802.11a; data rate @ MCS0 is the worst case of IEEE 802.11n(HT20); data rate @ MCS0 is the worst case of IEEE 802.11n(HT40); data rate @ MCS0 is the worst case of IEEE 802.11ac(VHT20); data rate @ MCS0 is the worst case of IEEE 802.11ac(VHT40); data rate @ MCS0 is the worst case of IEEE 802.11ac(VHT80). Only the data of worst case is recorded in the report.

f:TX mode (Band 2A)\_Keep the EUT in continuously transmitting mode with all modulation types. All data rates for each modulation type have been tested and found the data rate @ 6Mbps is the worst case of IEEE 802.11a; data rate @ MCS0 is the worst case of IEEE 802.11n(HT20); data rate @ MCS0 is the worst case of IEEE 802.11n(HT40); data rate @ MCS0 is the worst case of IEEE 802.11ac(VHT20); data rate @ MCS0 is the worst case of IEEE 802.11ac(VHT40); data rate @ MCS0 is the worst case of IEEE 802.11ac(VHT80). Only the data of worst case is recorded in the report.

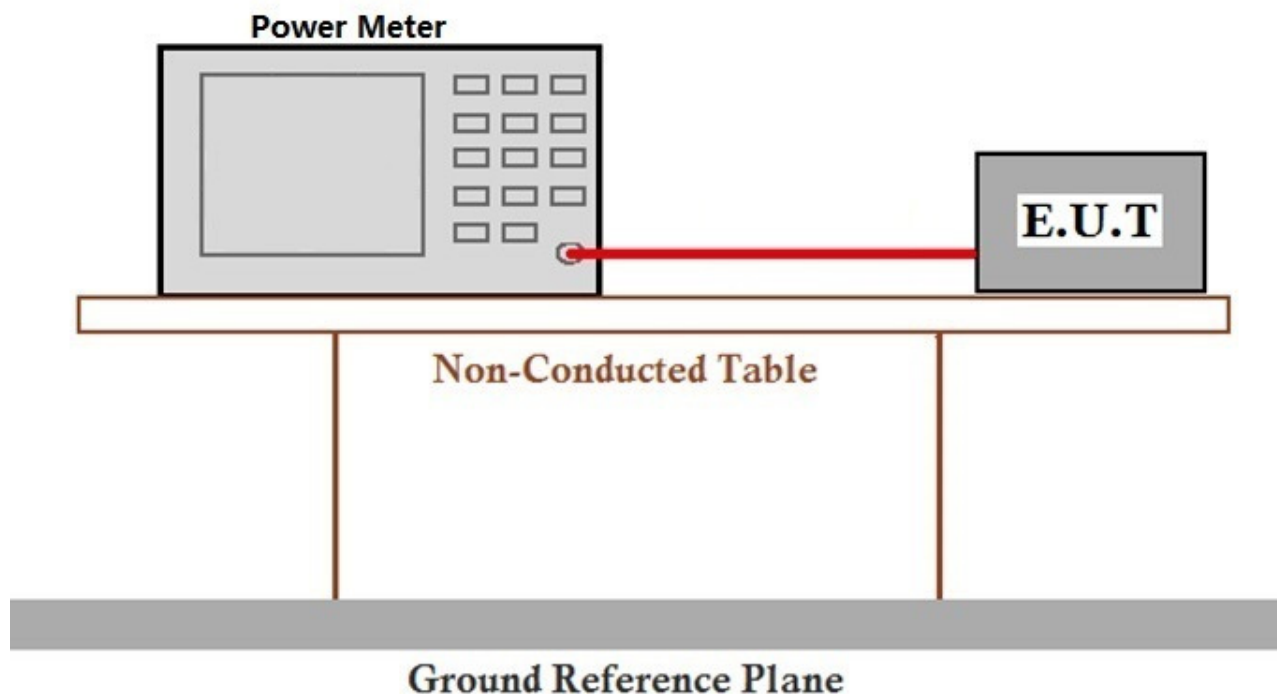
g:TX mode (Band 2C)\_Keep the EUT in continuously transmitting mode with all modulation types. All data rates for each modulation type have been tested and found the data rate @ 6Mbps is the worst case of IEEE 802.11a; data rate @ MCS0 is the worst case of IEEE 802.11n(HT20); data rate @ MCS0 is the worst case of IEEE 802.11n(HT40); data rate @ MCS0 is the worst case of IEEE 802.11ac(VHT20); data rate @ MCS0 is the worst case of IEEE 802.11ac(VHT40); data rate @ MCS0 is the worst case of IEEE 802.11ac(VHT80). Only the data of worst case is recorded in the report.

h:TX mode (Band 3)\_Keep the EUT in continuously transmitting mode with all modulation types. All data rates for each modulation type have been tested and found the data rate @ 6Mbps is the worst case of IEEE 802.11a; data rate @ MCS0 is the worst case of IEEE 802.11n(HT20); data rate @ MCS0 is the worst case of IEEE 802.11n(HT40); data rate @ MCS0 is the worst case of IEEE 802.11ac(VHT20); data rate @ MCS0 is the worst case of IEEE 802.11ac(VHT40); data rate @ MCS0 is the worst case of IEEE 802.11ac(VHT80). Only the data of worst case is recorded in the report.





## 7.6.2 Test Setup Diagram



## 7.6.3 Measurement Procedure and Data

The detailed test data see: Appendix 15.407

## 7.7 Peak Power spectrum density

Test Requirement 47 CFR Part 15, Subpart C 15.407 (a)

Test Method: KDB 789033 D02 II F

Limit:

Frequency band(MHz)	Limit
5150-5250	≤17dBm in 1MHz for master device
	≤11dBm in 1MHz for client device
5250-5350	≤11dBm in 1MHz for client device
5470-5725	≤11dBm in 1MHz for client device
5725-5850	≤30dBm in 500 kHz
Remark:	The maximum power spectral density is measured as a conducted emission by direct connection of a calibrated test instrument to the equipment under test.



Unless otherwise agreed in writing, this document is issued by the Company subject to its General Conditions of Service printed overleaf, available on request or accessible at <http://www.sgs.com/en/Terms-and-Conditions.aspx> and, for electronic format documents, subject to Terms and Conditions for Electronic Documents at <http://www.sgs.com/en/Terms-and-Conditions/Terms-e-Documents.aspx>. Attention is drawn to the limitation of liability, indemnification and jurisdiction issues defined therein. Any holder of this document is advised that information contained hereon reflects the Company's findings at the time of its intervention only and within the limits of Client's instructions, if any. The Company's sole responsibility is to its Client and this document does not exonerate parties to a transaction from exercising all their rights and obligations under the transaction documents. This document cannot be reproduced except in full, without prior written approval of the Company. Any unauthorized alteration, forgery or falsification of the content or appearance of this document is unlawful and offenders may be prosecuted to the fullest extent of the law. Unless otherwise stated the results shown in this test report refer only to the sample(s) tested and such sample(s) are retained for 30 days only.

Attention: To check the authenticity of testing / inspection report & certificate, please contact us at telephone: (86-755) 8307 1443, or email: [CN.Doccheck@sgs.com](mailto:CN.Doccheck@sgs.com)

SGS-CSTC Standards Technical Services Co., Ltd.  
Shenzhen Branch, China Center EEC Laboratory

No.1 Workshop, M-10, Middle Section, Science & Technology Park, Shenzhen, China 518057 t (86-755) 26012053 f (86-755) 26710594 www.sgsgroup.com.cn  
中国·深圳·科技园中区M-10栋一号厂房 邮编: 518057 t (86-755) 26012053 f (86-755) 26710594 sgs.china@sgs.com

### 7.7.1 E.U.T. Operation

Operating Environment:

Temperature: 25.9 °C Humidity: 49.3 % RH Atmospheric Pressure: 1015 mbar

Test modes: e:TX mode (Band 1)\_Keep the EUT in continuously transmitting mode with all modulation types. All data rates for each modulation type have been tested and found the data rate @ 6Mbps is the worst case of IEEE 802.11a; data rate @ MCS0 is the worst case of IEEE 802.11n(HT20); data rate @ MCS0 is the worst case of IEEE 802.11n(HT40); data rate @ MCS0 is the worst case of IEEE 802.11ac(VHT20); data rate @ MCS0 is the worst case of IEEE 802.11ac(VHT40); data rate @ MCS0 is the worst case of IEEE 802.11ac(VHT80). Only the data of worst case is recorded in the report.

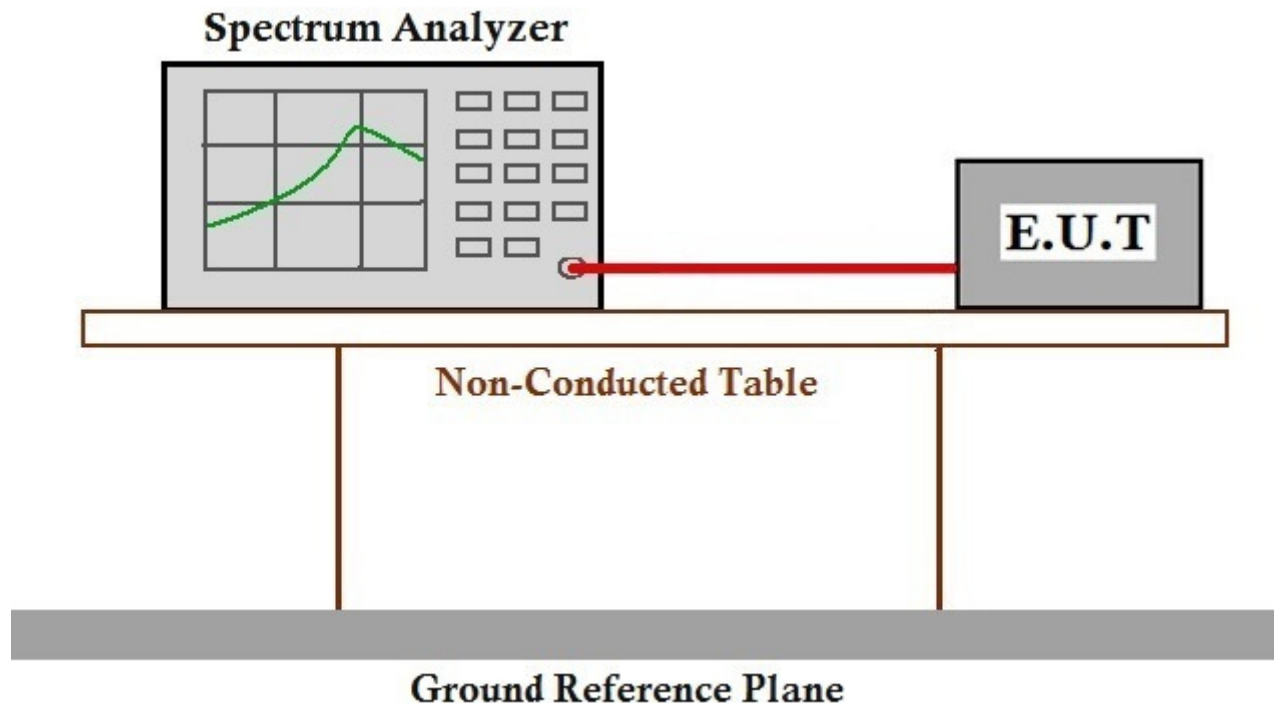
f:TX mode (Band 2A)\_Keep the EUT in continuously transmitting mode with all modulation types. All data rates for each modulation type have been tested and found the data rate @ 6Mbps is the worst case of IEEE 802.11a; data rate @ MCS0 is the worst case of IEEE 802.11n(HT20); data rate @ MCS0 is the worst case of IEEE 802.11n(HT40); data rate @ MCS0 is the worst case of IEEE 802.11ac(VHT20); data rate @ MCS0 is the worst case of IEEE 802.11ac(VHT40); data rate @ MCS0 is the worst case of IEEE 802.11ac(VHT80). Only the data of worst case is recorded in the report.

g:TX mode (Band 2C)\_Keep the EUT in continuously transmitting mode with all modulation types. All data rates for each modulation type have been tested and found the data rate @ 6Mbps is the worst case of IEEE 802.11a; data rate @ MCS0 is the worst case of IEEE 802.11n(HT20); data rate @ MCS0 is the worst case of IEEE 802.11n(HT40); data rate @ MCS0 is the worst case of IEEE 802.11ac(VHT20); data rate @ MCS0 is the worst case of IEEE 802.11ac(VHT40); data rate @ MCS0 is the worst case of IEEE 802.11ac(VHT80). Only the data of worst case is recorded in the report.

h:TX mode (Band 3)\_Keep the EUT in continuously transmitting mode with all modulation types. All data rates for each modulation type have been tested and found the data rate @ 6Mbps is the worst case of IEEE 802.11a; data rate @ MCS0 is the worst case of IEEE 802.11n(HT20); data rate @ MCS0 is the worst case of IEEE 802.11n(HT40); data rate @ MCS0 is the worst case of IEEE 802.11ac(VHT20); data rate @ MCS0 is the worst case of IEEE 802.11ac(VHT40); data rate @ MCS0 is the worst case of IEEE 802.11ac(VHT80). Only the data of worst case is recorded in the report.



## 7.7.2 Test Setup Diagram



## 7.7.3 Measurement Procedure and Data

The detailed test data see: Appendix 15.407



## 7.8 DFS: Channel Move Time

Test Requirement KDB 905462 D02 Section 5.1  
Test Method: KDB 905462 D02 Section 7.8.3  
Limit: 10 seconds(should be performed with Radar Type 0. The measurement timing begins at the end of the Radar Type 0 burst)

### 7.8.1 E.U.T. Operation

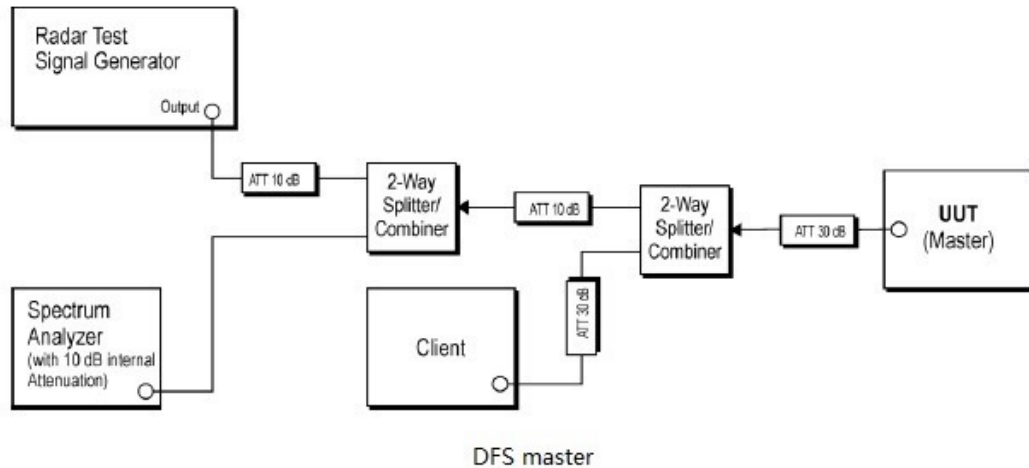
Operating Environment:

Temperature: 25.9 °C Humidity: 49.3 % RH Atmospheric Pressure: 1015 mbar

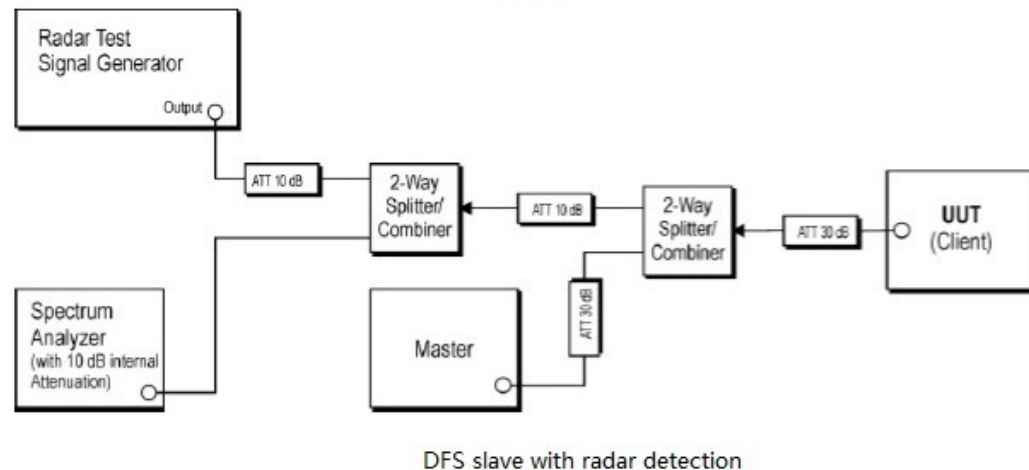
Test modes: f:TX mode (Band 2A)\_Keep the EUT in continuously transmitting mode with all modulation types. All data rates for each modulation type have been tested and found the data rate @ 6Mbps is the worst case of IEEE 802.11a; data rate @ MCS0 is the worst case of IEEE 802.11n(HT20); data rate @ MCS0 is the worst case of IEEE 802.11n(HT40); data rate @ MCS0 is the worst case of IEEE 802.11ac(VHT20); data rate @ MCS0 is the worst case of IEEE 802.11ac(VHT40); data rate @ MCS0 is the worst case of IEEE 802.11ac(VHT80). Only the data of worst case is recorded in the report.  
g:TX mode (Band 2C)\_Keep the EUT in continuously transmitting mode with all modulation types. All data rates for each modulation type have been tested and found the data rate @ 6Mbps is the worst case of IEEE 802.11a; data rate @ MCS0 is the worst case of IEEE 802.11n(HT20); data rate @ MCS0 is the worst case of IEEE 802.11n(HT40); data rate @ MCS0 is the worst case of IEEE 802.11ac(VHT20); data rate @ MCS0 is the worst case of IEEE 802.11ac(VHT40); data rate @ MCS0 is the worst case of IEEE 802.11ac(VHT80). Only the data of worst case is recorded in the report.



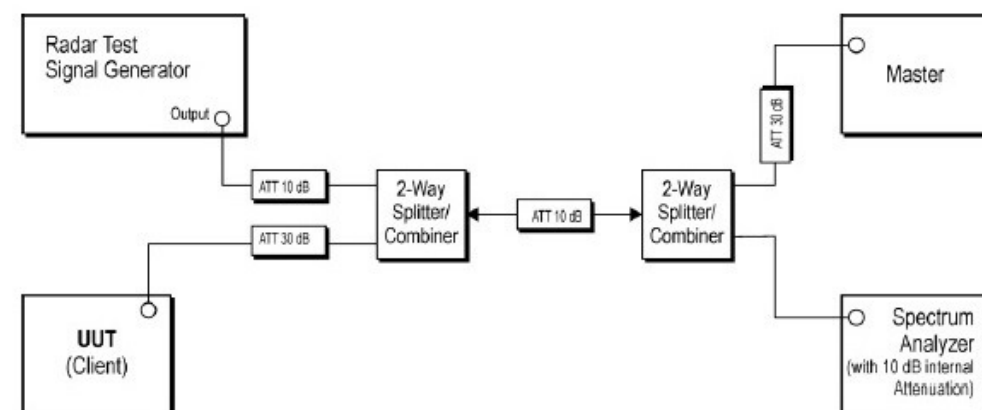
### 7.8.2 Test Setup Diagram



DFS master



DFS slave with radar detection



DFS slave without radar detection



### 7.8.3 Measurement Procedure and Data

- 1) The radar pulse generator is setup to provide a pulse at frequency that the master and client are operating. A type 0 radar pulse with a 1us pulse width and a 1428us PRI is used for the testing.
- 2) The vector signal generator is adjusted to provide the radar burst (18 pulses) at the level of approximately -61dBm at the antenna port of the master device.
- 3) A trigger is provided from the pulse generator to the DFS monitoring system in order to capture the traffic and the occurrence of the radar pulse.
- 4) EUT will associate with the master at channel. The file "iperf.exe" specified by the FCC is streamed from the PC 2 through the master and the client device to the PC 1 and played in full motion video using Media Player Classic Ver. 6.4.8.6 in order to properly load the network for the entire period of the test.
- 5) When radar burst with a level equal to the DFS Detection Threshold +1dB is generated on the operating channel of the U-NII device. At time T0 the radar waveform generator sends a burst of pulse of the radar waveform at Detection Threshold +1dB.
- 6) Observe the transmissions of the EUT at the end of the radar Burst on the Operating Channel. Measure and record the transmissions from the UUT during the observation time (Channel Move Time). One 15 seconds plot is reported for the Short Pulse Radar Type 0. The plot for the Short Pulse Radar Types start at the end of the radar burst. The Channel Move Time will be calculated based on the zoom in 600ms plot of the Short Pulse Radar Type.
- 7) Measurement of the aggregate duration of the Channel Closed Transmission Time method. With the spectrum analyzer set to zero span tuned to the center frequency of the EUT operating channel at the radar simulated frequency, peak detection, and max hold, the dwell time per bin is given by:  $Dwell (0.3ms) = S (12000ms) / B (4000)$ ; where Dwell is the dwell time per spectrum analyzer sampling bin, S is sweep time and B is the number of spectrum analyzer sampling bins. An upper bound of the aggregate duration of the intermittent control signals of Channel Closing Transmission Time is calculated by:  $C (ms) = N \times Dwell (0.3ms)$ ; where C is the Closing Time, N is the number of spectrum analyzer sampling bins (intermittent control signals) showing a U-NII transmission and Dwell is the dwell time per bin.
- 8) Measurement the EUT for more than 30 minutes following the channel move time to verify that no transmission or beacons occur on this channel.

The detailed test data see: Appendix 15.407

## 7.9 DFS: Channel Closing Transmission Time

Test Requirement	KDB 905462 D02 Section 5.1
Test Method:	KDB 905462 D02 Section 7.8.3
Limit:	200 milliseconds + an aggregate of 60 milliseconds over remaining 10 second period(should be performed with Radar Type 0. The measurement timing begins at the end of the Radar Type 0 burst. It is comprised of 200 milliseconds starting at the beginning of the Channel Move Time plus any additional intermittent control signals required facilitating a Channel move (an aggregate of 60 milliseconds) during the remainder of the 10 second period. The aggregate duration of control signals will not count quiet periods in between transmissions)

### 7.9.1 E.U.T. Operation

Operating Environment:

Temperature: 25.9 °C Humidity: 49.3 % RH Atmospheric Pressure: 1015 mbar

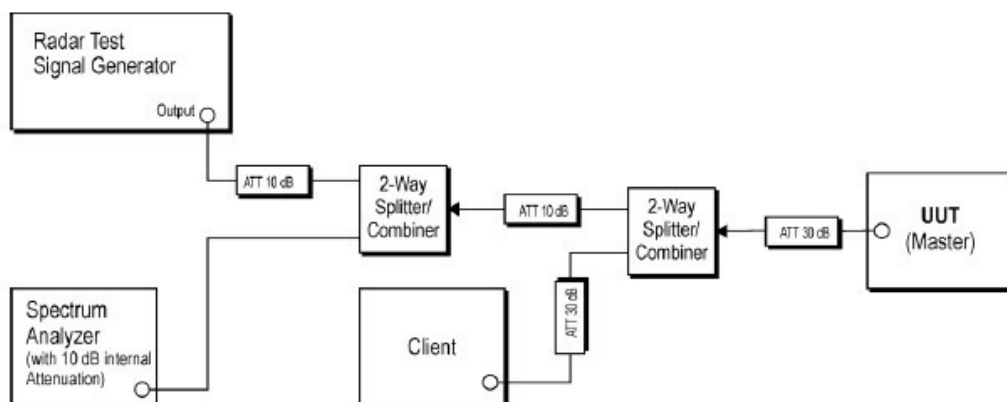
Test modes: f:TX mode (Band 2A)\_Keep the EUT in continuously transmitting mode with all modulation types. All data rates for each modulation type have been tested and found the data rate @ 6Mbps is the worst case of IEEE 802.11a; data rate @ MCS0 is the worst case of IEEE 802.11n(HT20); data rate @ MCS0 is the worst case of IEEE 802.11n(HT40); data rate @ MCS0 is the worst case of IEEE 802.11ac(VHT20); data rate @ MCS0 is the worst case of IEEE 802.11ac(VHT40); data rate @ MCS0 is the worst case of IEEE 802.11ac(VHT80). Only the data of worst case is recorded in the report.

g:TX mode (Band 2C)\_Keep the EUT in continuously transmitting mode with all modulation types. All data rates for each modulation type have been tested and found the data rate @ 6Mbps is the worst case of IEEE 802.11a; data rate @ MCS0 is the worst case of IEEE 802.11n(HT20); data rate @ MCS0 is the worst case of IEEE 802.11n(HT40); data rate @ MCS0 is the worst case of IEEE 802.11ac(VHT20); data rate @ MCS0 is the worst case of IEEE 802.11ac(VHT40); data rate @ MCS0 is the worst case of IEEE 802.11ac(VHT80). Only the data of worst case is recorded in the report.

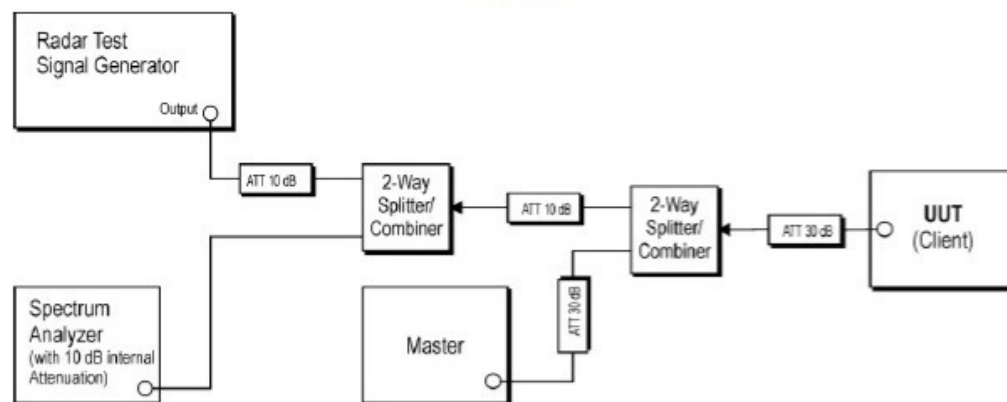




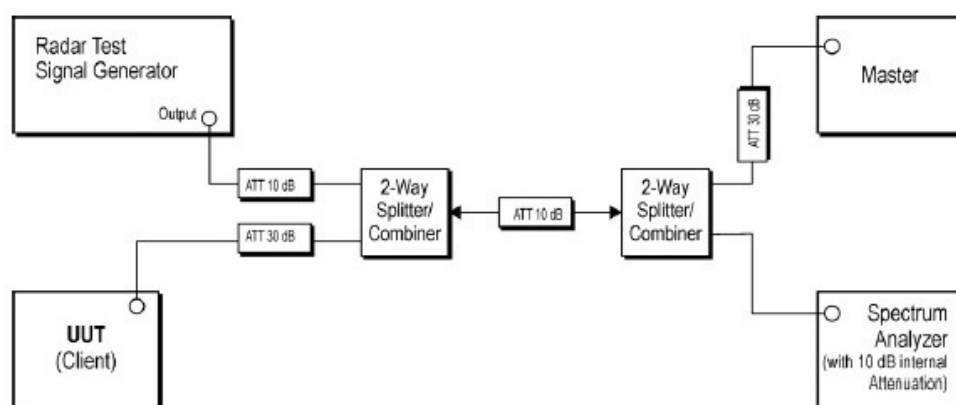
### 7.9.2 Test Setup Diagram



DFS master



DFS slave with radar detection



DFS slave without radar detection



### 7.9.3 Measurement Procedure and Data

- 1) The radar pulse generator is setup to provide a pulse at frequency that the master and client are operating. A type 0 radar pulse with a 1us pulse width and a 1428us PRI is used for the testing.
- 2) The vector signal generator is adjusted to provide the radar burst (18 pulses) at the level of approximately -61dBm at the antenna port of the master device.
- 3) A trigger is provided from the pulse generator to the DFS monitoring system in order to capture the traffic and the occurrence of the radar pulse.
- 4) EUT will associate with the master at channel. The file "iperf.exe" specified by the FCC is streamed from the PC 2 through the master and the client device to the PC 1 and played in full motion video using Media Player Classic Ver. 6.4.8.6 in order to properly load the network for the entire period of the test.
- 5) When radar burst with a level equal to the DFS Detection Threshold +1dB is generated on the operating channel of the U-NII device. At time T0 the radar waveform generator sends a burst of pulse of the radar waveform at Detection Threshold +1dB.
- 6) Observe the transmissions of the EUT at the end of the radar Burst on the Operating Channel. Measure and record the transmissions from the UUT during the observation time (Channel Move Time). One 15 seconds plot is reported for the Short Pulse Radar Type 0. The plot for the Short Pulse Radar Types start at the end of the radar burst. The Channel Move Time will be calculated based on the zoom in 600ms plot of the Short Pulse Radar Type.
- 7) Measurement of the aggregate duration of the Channel Closed Transmission Time method. With the spectrum analyzer set to zero span tuned to the center frequency of the EUT operating channel at the radar simulated frequency, peak detection, and max hold, the dwell time per bin is given by:  $Dwell (0.3ms) = S (12000ms) / B (4000)$ ; where Dwell is the dwell time per spectrum analyzer sampling bin, S is sweep time and B is the number of spectrum analyzer sampling bins. An upper bound of the aggregate duration of the intermittent control signals of Channel Closing Transmission Time is calculated by:  $C (ms) = N \times Dwell (0.3ms)$ ; where C is the Closing Time, N is the number of spectrum analyzer sampling bins (intermittent control signals) showing a U-NII transmission and Dwell is the dwell time per bin.
- 8) Measurement the EUT for more than 30 minutes following the channel move time to verify that no transmission or beacons occur on this channel.

The detailed test data see: Appendix 15.407

## 7.10 Radiated Emissions

Test Requirement 47 CFR Part 15, Subpart C 15.209 & 15.407(b)

Test Method: KDB 789033 D02 II G

Measurement Distance: 3m

### Limit:

For transmitters operating in the 5.15-5.25 GHz band: All emissions outside of the 5.15-5.35 GHz band shall not exceed an e.i.r.p. of -27 dBm/MHz (68.2dBuV/m).

For transmitters operating in the 5.25-5.35 GHz band: All emissions outside of the 5.15-5.35 GHz band shall not exceed an e.i.r.p. of -27 dBm/MHz (68.2dBuV/m).

For transmitters operating in the 5.47-5.725 GHz band: All emissions outside of the 5.47-5.725 GHz band shall not exceed an e.i.r.p. of -27 dBm/MHz (68.2dBuV/m).

For transmitters operating in the 5.725-5.85 GHz band: (i) All emissions shall be limited to a level of -27 dBm/MHz (68.2dBuV/m) at 75 MHz or more above or below the band edge increasing linearly to 10 dBm/MHz (105.2dBuV/m) at 25 MHz above or below the band edge, and from 25 MHz above or below the band edge increasing linearly to a level of 15.6 dBm/MHz (110.8dBuV/m) at 5 MHz above or below the band edge, and from 5 MHz above or below the band edge increasing linearly to a level of 27 dBm/MHz (122.2dBuV/m) at the band edge.



### 7.10.1 E.U.T. Operation

Operating Environment:

Temperature: 25.5 °C Humidity: 56.4 % RH Atmospheric Pressure: 1015 mbar

Test modes: e:TX mode (Band 1)\_Keep the EUT in continuously transmitting mode with all modulation types. All data rates for each modulation type have been tested and found the data rate @ 6Mbps is the worst case of IEEE 802.11a; data rate @ MCS0 is the worst case of IEEE 802.11n(HT20); data rate @ MCS0 is the worst case of IEEE 802.11n(HT40); data rate @ MCS0 is the worst case of IEEE 802.11ac(VHT20); data rate @ MCS0 is the worst case of IEEE 802.11ac(VHT40); data rate @ MCS0 is the worst case of IEEE 802.11ac(VHT80). Only the data of worst case is recorded in the report.

f:TX mode (Band 2A)\_Keep the EUT in continuously transmitting mode with all modulation types. All data rates for each modulation type have been tested and found the data rate @ 6Mbps is the worst case of IEEE 802.11a; data rate @ MCS0 is the worst case of IEEE 802.11n(HT20); data rate @ MCS0 is the worst case of IEEE 802.11n(HT40); data rate @ MCS0 is the worst case of IEEE 802.11ac(VHT20); data rate @ MCS0 is the worst case of IEEE 802.11ac(VHT40); data rate @ MCS0 is the worst case of IEEE 802.11ac(VHT80). Only the data of worst case is recorded in the report.

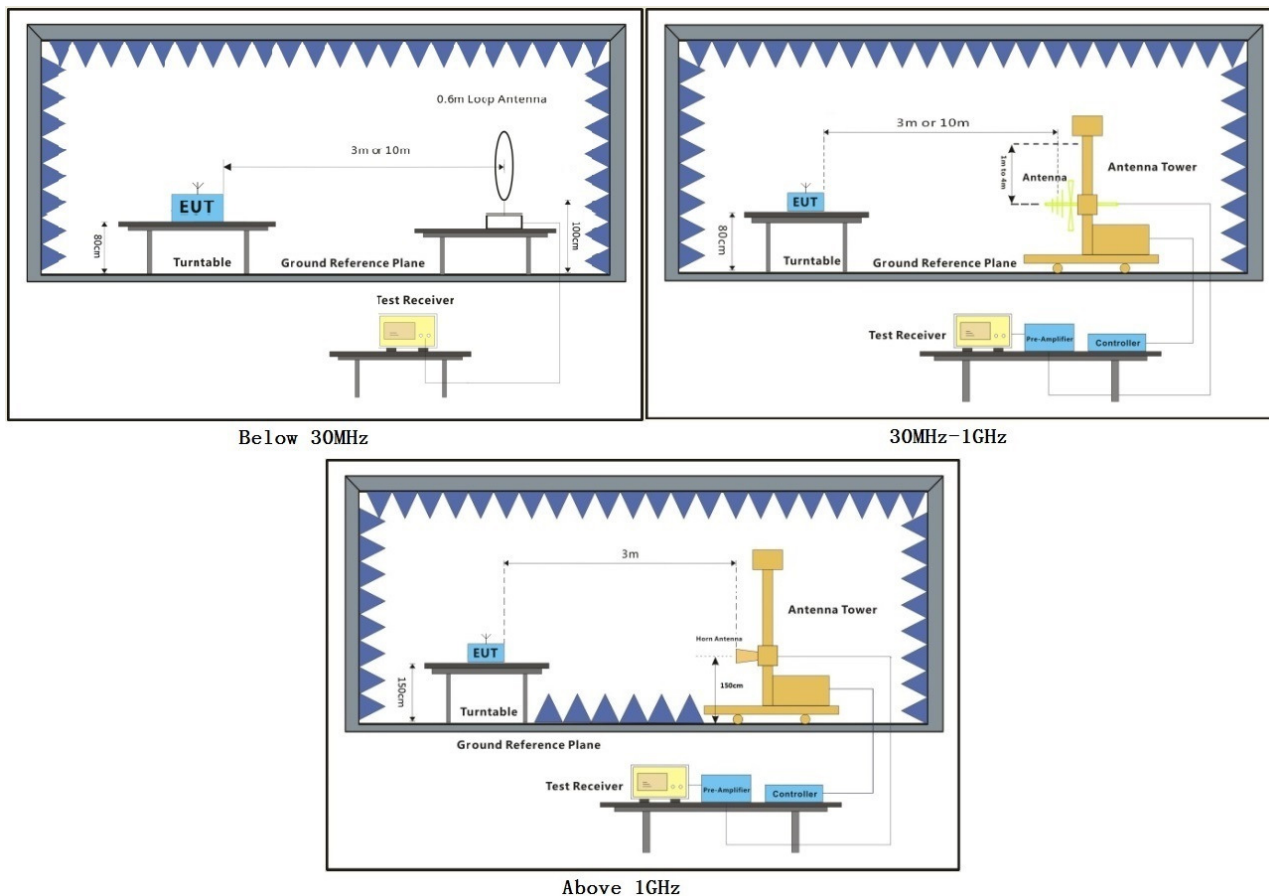
g:TX mode (Band 2C)\_Keep the EUT in continuously transmitting mode with all modulation types. All data rates for each modulation type have been tested and found the data rate @ 6Mbps is the worst case of IEEE 802.11a; data rate @ MCS0 is the worst case of IEEE 802.11n(HT20); data rate @ MCS0 is the worst case of IEEE 802.11n(HT40); data rate @ MCS0 is the worst case of IEEE 802.11ac(VHT20); data rate @ MCS0 is the worst case of IEEE 802.11ac(VHT40); data rate @ MCS0 is the worst case of IEEE 802.11ac(VHT80). Only the data of worst case is recorded in the report.

h:TX mode (Band 3)\_Keep the EUT in continuously transmitting mode with all modulation types. All data rates for each modulation type have been tested and found the data rate @ 6Mbps is the worst case of IEEE 802.11a; data rate @ MCS0 is the worst case of IEEE 802.11n(HT20); data rate @ MCS0 is the worst case of IEEE 802.11n(HT40); data rate @ MCS0 is the worst case of IEEE 802.11ac(VHT20); data rate @ MCS0 is the worst case of IEEE 802.11ac(VHT40); data rate @ MCS0 is the worst case of IEEE 802.11ac(VHT80). Only the data of worst case is recorded in the report.





### 7.10.2 Test Setup Diagram



### 7.10.3 Measurement Procedure and Data

- a. For below 1GHz, the EUT was placed on the top of a rotating table 0.8 meters above the ground at a 3 or 10 meter semi-anechoic chamber. The table was rotated 360 degrees to determine the position of the highest radiation.
- b. For above 1GHz, the EUT was placed on the top of a rotating table 1.5 meters above the ground at a 3 meter fully-anechoic chamber. The table was rotated 360 degrees to determine the position of the highest radiation.
- c. The EUT was set 3 or 10 meters away from the interference-receiving antenna, which was mounted on the top of a variable-height antenna tower.
- d. The antenna height is varied from one meter to four meters above the ground to determine the maximum value of the field strength. Both horizontal and vertical polarizations of the antenna are set to make the measurement.
- e. For each suspected emission, the EUT was arranged to its worst case and then the antenna was tuned to heights from 1 meter to 4 meters (for the test frequency of below 30MHz, the antenna was tuned to heights 1 meter) and the rotatable table was turned from 0 degrees to 360 degrees to find the maximum reading.
- f. The test-receiver system was set to Peak Detect Function and Specified Bandwidth with Maximum Hold Mode.
- g. If the emission level of the EUT in peak mode was 10dB lower than the limit specified, then testing could be stopped and the peak values of the EUT would be reported. Otherwise the emissions that did not have 10dB margin would be re-tested one by one using peak, quasi-peak or average method as specified and then reported in a data sheet.
- h. Test the EUT in the lowest channel, the middle channel, the Highest channel.
- i. The radiation measurements are performed in X, Y, Z axis positioning for Transmitting mode, and found the X axis positioning which it is the worst case.
- j. Repeat above procedures until all frequencies measured was complete.

Remark:

1. Level= Read Level+ Cable Loss+ Antenna Factor- Preamp Factor
2. For emission below 1GHz, through the pre-scan found the worst case is the lowest channel of 802.11a. Only the worst case is recorded in the report.
3. Scan from 9kHz to 40GHz, the disturbance above 18GHz and below 30MHz was very low. The points marked on above plots are the highest emissions could be found when testing, so only above points had been displayed. The amplitude of spurious emissions from the radiator which are attenuated more than 20dB below the limit need not be reported.
4. As shown in this section, for frequencies above 1GHz, the field strength limits are based on average limits. However, the peak field strength of any emission shall not exceed the maximum permitted average limits specified above by more than 20 dB under any condition of modulation. For the emissions whose peak level is lower than the average limit, only the peak measurement is shown in the report.



Unless otherwise agreed in writing, this document is issued by the Company subject to its General Conditions of Service printed overleaf, available on request or accessible at <http://www.sgs.com/en/Terms-and-Conditions.aspx> and, for electronic format documents, subject to Terms and Conditions for Electronic Documents at <http://www.sgs.com/en/Terms-and-Conditions/Terms-e-Documents.aspx>. Attention is drawn to the limitation of liability, indemnification and jurisdiction issues defined therein. Any holder of this document is advised that information contained hereon reflects the Company's findings at the time of its intervention only and within the limits of Client's instructions, if any. The Company's sole responsibility is to its Client and this document does not exonerate parties to a transaction from exercising all their rights and obligations under the transaction documents. This document cannot be reproduced except in full, without prior written approval of the Company. Any unauthorized alteration, forgery or falsification of the content or appearance of this document is unlawful and offenders may be prosecuted to the fullest extent of the law. Unless otherwise stated the results shown in this test report refer only to the sample(s) tested and such sample(s) are retained for 30 days only.  
Attention: To check the authenticity of testing / inspection report & certificate, please contact us at telephone: (86-755) 8307 1443, or email: [CN.Doccheck@sgs.com](mailto:CN.Doccheck@sgs.com)

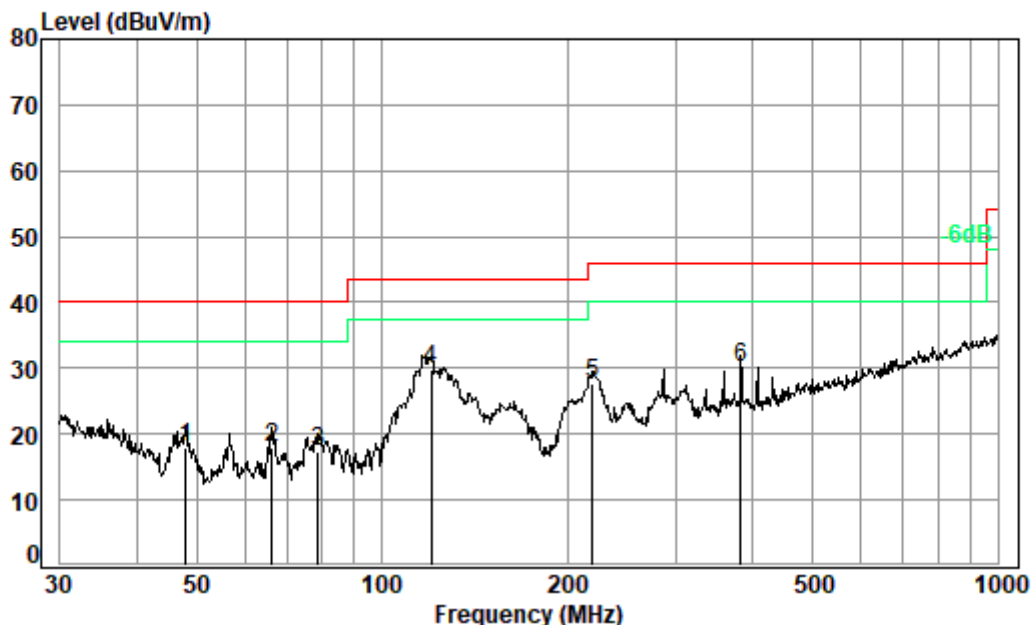
SGS-CSTC Standards Technical Services Co., Ltd.  
Shenzhen Branch (SGS-CSTC Laboratory)

No.1 Workshop, M-10, Middle Section, Science & Technology Park, Shenzhen, China 518057 t (86-755) 26012053 f (86-755) 26710594 www.sgs.com.cn  
中国·深圳·科技园中区M-10栋一号厂房 邮编: 518057 t (86-755) 26012053 f (86-755) 26710594 sgs.china@sgs.com

30MHz~1GHz(Worst Case)

QP value:

Mode: e; Polarization: Horizontal; Modulation:802.11a; bandwidth:20MHz; Channel:Low



Condition: 3m HORIZONTAL

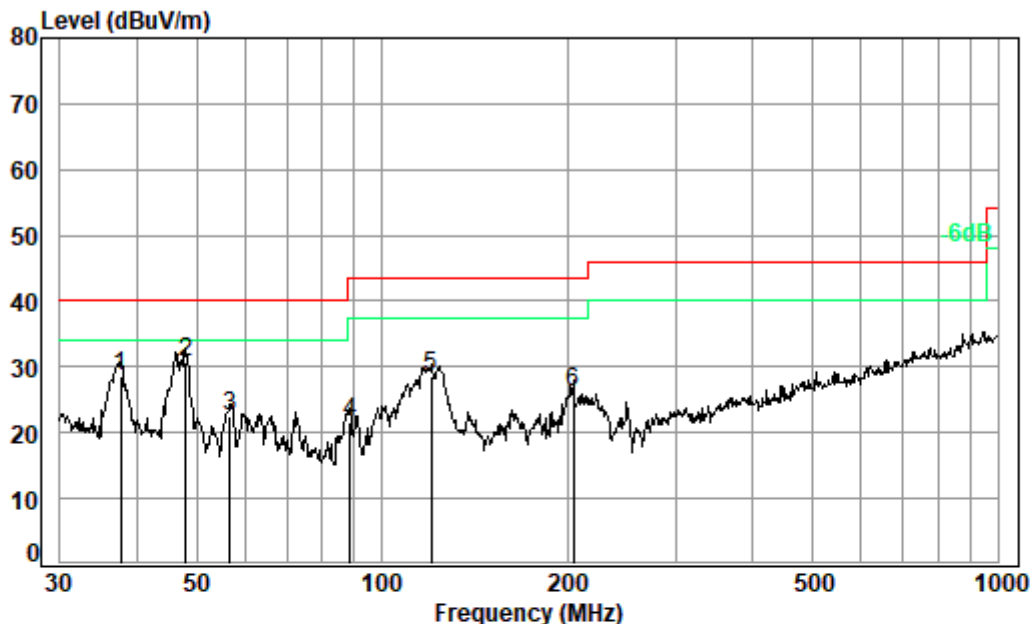
Job No. : 11025AT

Test Mode: e

	Freq	Cable Loss	Ant Factor	Preamp Factor	Read Level	Level	Limit	Over	Remark
	MHz	dB	dB/m	dB	dBuV	dBuV/m	dBuV/m	dB	
1	47.99	0.70	14.60	27.69	30.23	17.84	40.00	-22.16	QP
2	66.27	0.80	12.77	27.65	32.13	18.05	40.00	-21.95	QP
3	78.69	1.15	12.27	27.63	31.40	17.19	40.00	-22.81	QP
4 pp	120.28	1.13	12.99	27.49	43.19	29.82	43.50	-13.68	QP
5	219.84	1.39	16.78	27.08	36.48	27.57	46.00	-18.43	QP
6	382.59	2.25	22.23	27.31	32.84	30.01	46.00	-15.99	QP



Mode: e; Polarization: Vertical; Modulation:802.11a; bandwidth:20MHz; Channel:Low



Condition: 3m VERTICAL

Job No. : 11025AT

Test Mode: e

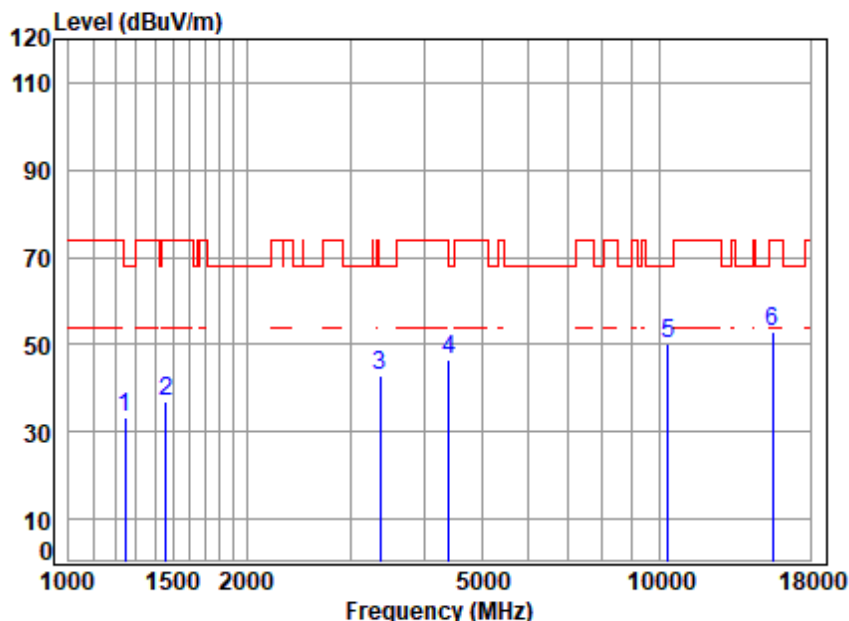
	Freq	Cable Loss	Ant Factor	Preamp Factor	Read Level	Level	Limit	Over	Remark
	MHz	dB	dB/m	dB	dBuV	dBuV/m	dBuV/m	dB	
1	37.68	0.68	19.28	27.71	36.36	28.61	40.00	-11.39	QP
2 pp	47.99	0.70	14.60	27.69	43.19	30.80	40.00	-9.20	QP
3	56.59	0.77	12.99	27.67	36.37	22.46	40.00	-17.54	QP
4	88.65	1.29	12.97	27.62	34.94	21.58	43.50	-21.92	QP
5	120.28	1.13	12.99	27.49	41.91	28.54	43.50	-14.96	QP
6	204.24	1.24	15.59	27.13	36.35	26.05	43.50	-17.45	QP





Above 1GHz

Mode:e; Polarization:Horizontal; Modulation:802.11a; bandwidth:20MHz; Channel:Low



Site : chamber  
Condition: 3m HORIZONTAL  
Job No : 11025AT/11026AT  
Mode : 5180 TX RSE  
Note : 5G WIFI 11A

		Cable	Ant	Preamp	Read		Limit	Over	
	Freq	Loss	Factor	Factor	Level	Level	Line	Limit	Remark
	MHz	dB	dB/m	dB	dBuV	dBuV/m	dBuV/m	dB	
1	1245.663	2.85	24.79	39.79	45.62	33.47	68.20	-34.73	peak
2	1460.295	3.20	25.65	39.93	47.85	36.77	74.00	-37.23	peak
3	3366.778	5.35	31.50	40.98	47.23	43.10	68.20	-25.10	peak
4	4405.090	6.67	33.44	41.79	48.19	46.51	68.20	-21.69	peak
5	10360.000	10.57	37.76	37.29	39.07	50.11	68.20	-18.09	peak
6	15540.000	13.97	40.72	40.38	38.46	52.77	74.00	-21.23	peak

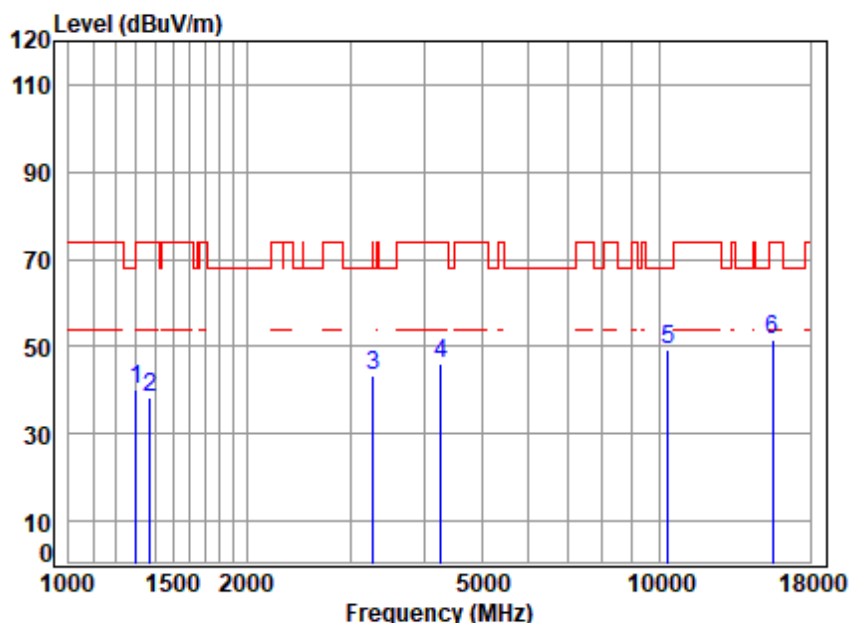


Unless otherwise agreed in writing, this document is issued by the Company subject to its General Conditions of Service printed overleaf, available on request or accessible at <http://www.sgs.com/en/Terms-and-Conditions.aspx> and, for electronic format documents, subject to Terms and Conditions for Electronic Documents at <http://www.sgs.com/en/Terms-and-Conditions/Terms-e-Documents.aspx>. Attention is drawn to the limitation of liability, indemnification and jurisdiction issues defined therein. Any holder of this document is advised that information contained hereon reflects the Company's findings at the time of its intervention only and within the limits of Client's instructions, if any. The Company's sole responsibility is to its Client and this document does not exonerate parties to a transaction from exercising all their rights and obligations under the transaction documents. This document cannot be reproduced except in full, without prior written approval of the Company. Any unauthorized alteration, forgery or falsification of the content or appearance of this document is unlawful and offenders may be prosecuted to the fullest extent of the law. Unless otherwise stated the results shown in this test report refer only to the sample(s) tested and such sample(s) are retained for 30 days only.

SGS-CSTC Standards Technical Services Co., Ltd.  
Shenzhen Branch

No.1 Workshop, M-10, Middle Section, Science & Technology Park, Shenzhen, China 518057 t (86-755) 26012053 f (86-755) 26710594 www.sgs.com.cn  
中国·深圳·科技园中区M-10栋一号厂房 邮编: 518057 t (86-755) 26012053 f (86-755) 26710594 sgs.china@sgs.com

Mode:e; Polarization:Vertical; Modulation:802.11a; bandwidth:20MHz; Channel:Low

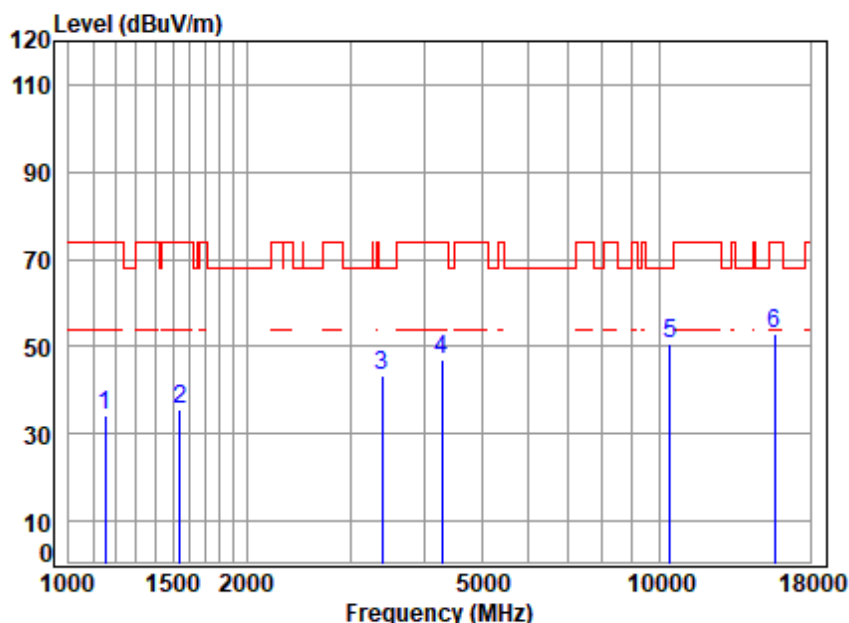


Site : chamber  
Condition: 3m VERTICAL  
Job No : 11025AT/11026AT  
Mode : 5180 TX RSE  
Note : 5G WIFI 11A

		Cable	Ant	Preamp	Read		Limit	Over	
	Freq	Loss	Factor	Factor	Level	Level	Line	Limit	Remark
	MHz	dB	dB/m	dB	dBuV	dBuV/m	dBuV/m	dB	
1	1300.858	2.94	25.03	39.83	52.18	40.32	74.00	-33.68	peak
2	1374.295	3.07	25.33	39.88	49.71	38.23	74.00	-35.77	peak
3	3280.326	5.24	31.36	40.92	47.75	43.43	68.20	-24.77	peak
4	4267.237	6.54	33.19	41.66	48.17	46.24	74.00	-27.76	peak
5	10360.000	10.57	37.76	37.29	38.25	49.29	68.20	-18.91	peak
6	15540.000	13.97	40.72	40.38	37.40	51.71	74.00	-22.29	peak



Mode:e; Polarization:Horizontal; Modulation:802.11a; bandwidth:20MHz; Channel:middle

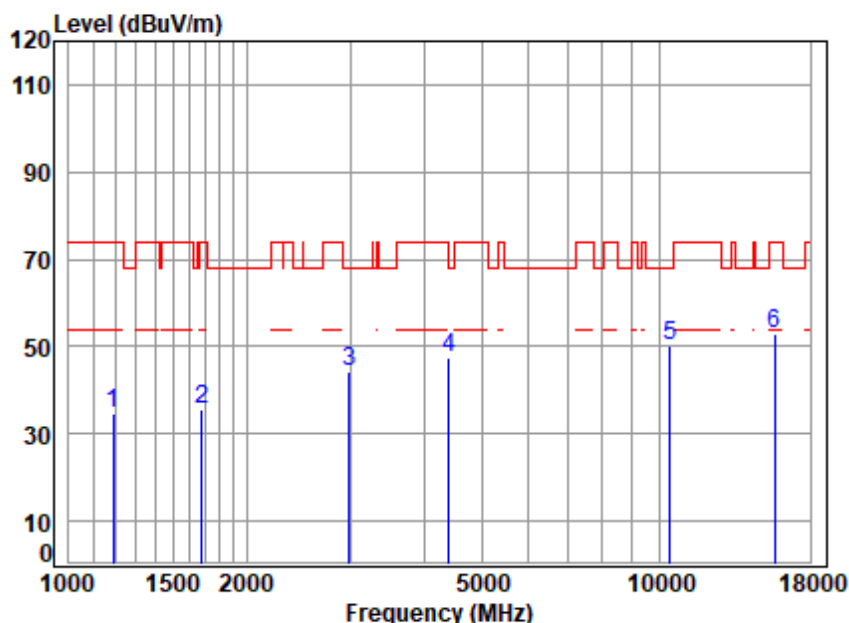


Site : chamber  
Condition: 3m HORIZONTAL  
Job No : 11025AT/11026AT  
Mode : 5220 TX RSE  
Note : 5G WIFI 11A

		Cable	Ant	Preamp	Read		Limit	Over	
	Freq	Loss	Factor	Factor	Level	Level	Line	Limit	Remark
	MHz	dB	dB/m	dB	dBuV	dBuV/m	dBuV/m	dB	
1	1152.148	2.67	24.37	39.72	47.12	34.44	74.00	-39.56	peak
2	1542.733	3.30	26.00	39.98	46.39	35.71	74.00	-38.29	peak
3	3396.098	5.39	31.54	41.00	47.57	43.50	68.20	-24.70	peak
4	4279.589	6.56	33.22	41.67	48.67	46.78	74.00	-27.22	peak
5	10440.000	10.55	37.72	37.34	39.59	50.52	68.20	-17.68	peak
6	15660.000	14.02	40.80	40.44	38.47	52.85	74.00	-21.15	peak



Mode:e; Polarization:Vertical; Modulation:802.11a; bandwidth:20MHz; Channel:middle



Site : chamber  
Condition: 3m VERTICAL  
Job No : 11025AT/11026AT  
Mode : 5220 TX RSE  
Note : 5G WIFI 11A

	Freq	Cable Loss	Ant Factor	Preamp Factor	Read Level	Level	Limit	Over	Remark
	MHz	dB	dB/m	dB	dBuV	dBuV/m	dBuV/m	dB	
1	1189.368	2.74	24.54	39.75	46.94	34.47	74.00	-39.53	peak
2	1677.621	3.41	26.58	40.05	45.62	35.56	74.00	-38.44	peak
3	2990.531	4.85	30.86	40.70	49.14	44.15	68.20	-24.05	peak
4	4405.090	6.67	33.44	41.79	49.08	47.40	68.20	-20.80	peak
5	10440.000	10.55	37.72	37.34	39.42	50.35	68.20	-17.85	peak
6	15660.000	14.02	40.80	40.44	38.53	52.91	74.00	-21.09	peak



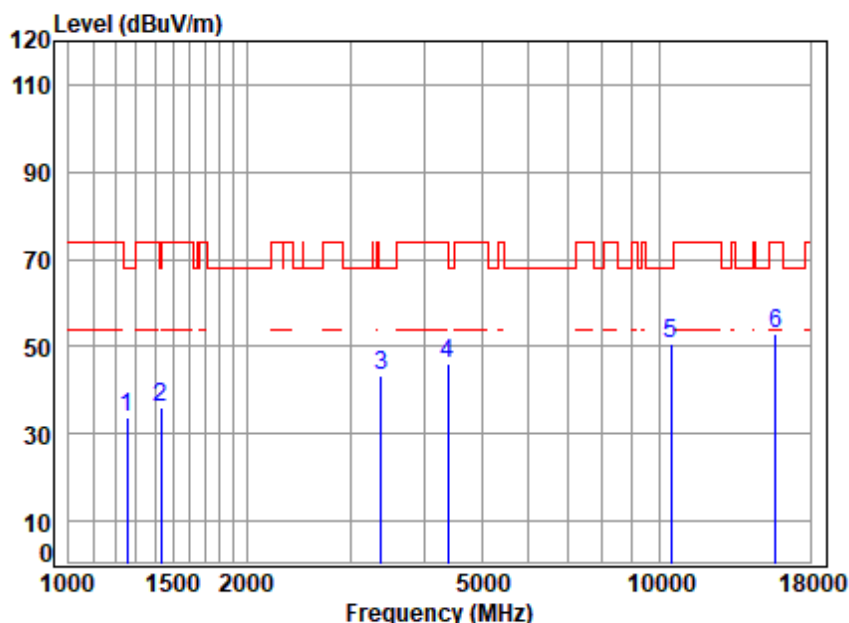
SGS-CSTC Standards Technical Services Co., Ltd.  
Shenzhen Branch

Unless otherwise agreed in writing, this document is issued by the Company subject to its General Conditions of Service printed overleaf, available on request or accessible at <http://www.sgs.com/en/Terms-and-Conditions.aspx> and, for electronic format documents, subject to Terms and Conditions for Electronic Documents at <http://www.sgs.com/en/Terms-and-Conditions/Terms-e-Documents.aspx>. Attention is drawn to the limitation of liability, indemnification and jurisdiction issues defined therein. Any holder of this document is advised that information contained hereon reflects the Company's findings at the time of its intervention only and within the limits of Client's instructions, if any. The Company's sole responsibility is to its Client and this document does not exonerate parties to a transaction from exercising all their rights and obligations under the transaction documents. This document cannot be reproduced except in full, without prior written approval of the Company. Any unauthorized alteration, forgery or falsification of the content or appearance of this document is unlawful and offenders may be prosecuted to the fullest extent of the law. Unless otherwise stated the results shown in this test report refer only to the sample(s) tested and such sample(s) are retained for 30 days only.  
Attention: To check the authenticity of testing /inspection report and certificate, please contact us at telephone: (86-755) 8307 1443, or email: [CN.Doccheck@sgs.com](mailto:CN.Doccheck@sgs.com)

No.1 Workshop, M-10, Middle Section, Science & Technology Park, Shenzhen, China 518057 t (86-755) 26012053 f (86-755) 26710594 www.sgs.com.cn  
中国·深圳·科技园中区M-10栋一号厂房 邮编: 518057 t (86-755) 26012053 f (86-755) 26710594 sgs.china@sgs.com



Mode:e; Polarization:Horizontal; Modulation:802.11a; bandwidth:20MHz; Channel:High

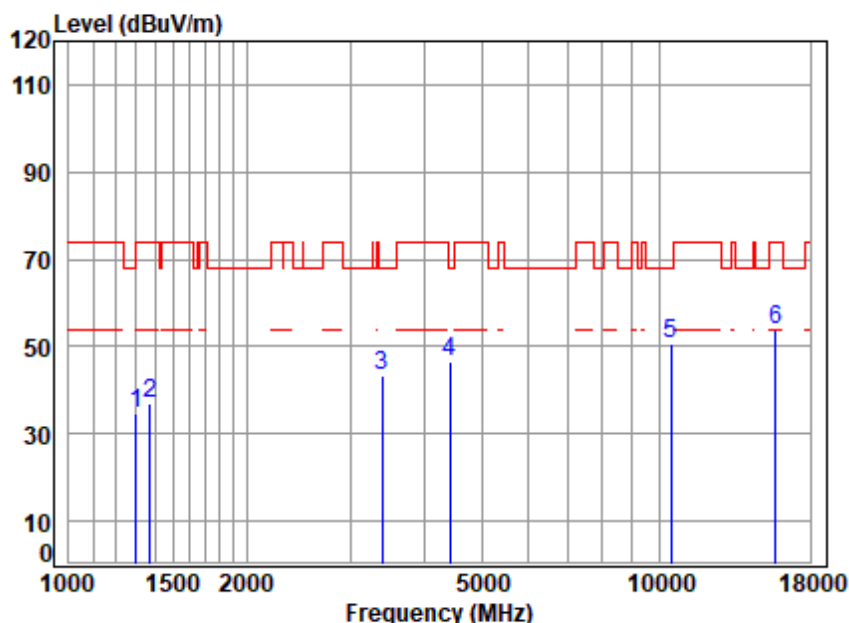


Site : chamber  
Condition: 3m HORIZONTAL  
Job No : 11025AT/11026AT  
Mode : 5240 TX RSE  
Note : 5G WIFI 11A

		Cable	Ant	Preamp	Read		Limit	Over	
	Freq	Loss	Factor	Factor	Level	Level	Line	Limit	Remark
	MHz	dB	dB/m	dB	dBuV	dBuV/m	dBuV/m	dB	
1	1256.512	2.87	24.84	39.80	45.88	33.79	68.20	-34.41	peak
2	1435.189	3.16	25.56	39.91	47.03	35.84	74.00	-38.16	peak
3	3376.523	5.37	31.51	40.99	47.41	43.30	68.20	-24.90	peak
4	4392.376	6.66	33.42	41.78	47.95	46.25	74.00	-27.75	peak
5	10480.000	10.54	37.71	37.36	39.75	50.64	68.20	-17.56	peak
6	15720.000	14.04	40.83	40.47	38.49	52.89	74.00	-21.11	peak



Mode:e; Polarization:Vertical; Modulation:802.11a; bandwidth:20MHz; Channel:High

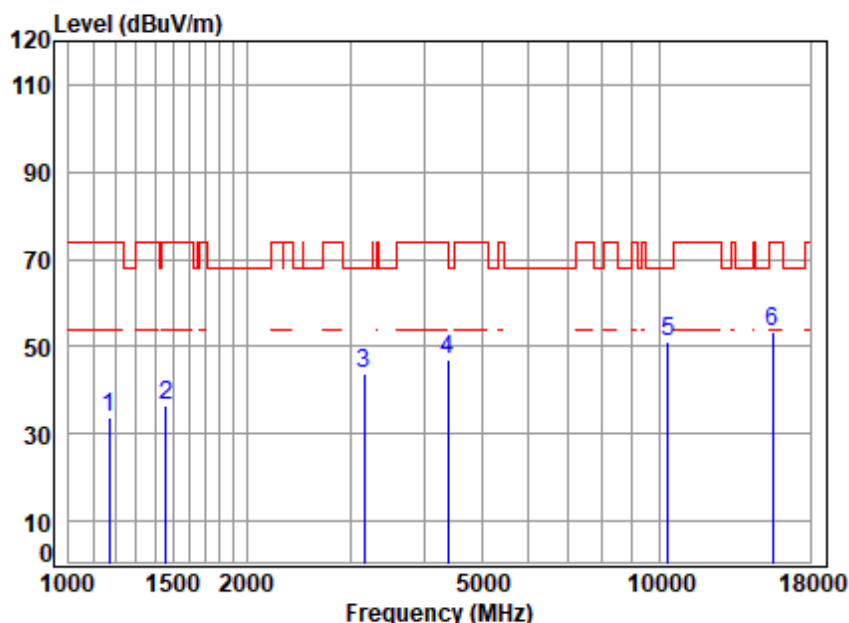


Site : chamber  
Condition: 3m VERTICAL  
Job No : 11025AT/11026AT  
Mode : 5240 TX RSE  
Note : 5G WIFI 11A

		Cable	Ant	Preamp	Read		Limit	Over	
	Freq	Loss	Factor	Factor	Level	Level	Line	Limit	Remark
	MHz	dB	dB/m	dB	dBuV	dBuV/m	dBuV/m	dB	
1	1300.858	2.94	25.03	39.83	46.60	34.74	74.00	-39.26	peak
2	1370.328	3.06	25.31	39.87	48.43	36.93	74.00	-37.07	peak
3	3396.098	5.39	31.54	41.00	47.52	43.45	68.20	-24.75	peak
4	4417.841	6.68	33.46	41.80	48.16	46.50	68.20	-21.70	peak
5	10480.000	10.54	37.71	37.36	39.68	50.57	68.20	-17.63	peak
6	15720.000	14.04	40.83	40.47	39.28	53.68	74.00	-20.32	peak



Mode:e; Polarization:Horizontal; Modulation:802.11n; bandwidth:20MHz; Channel:Low

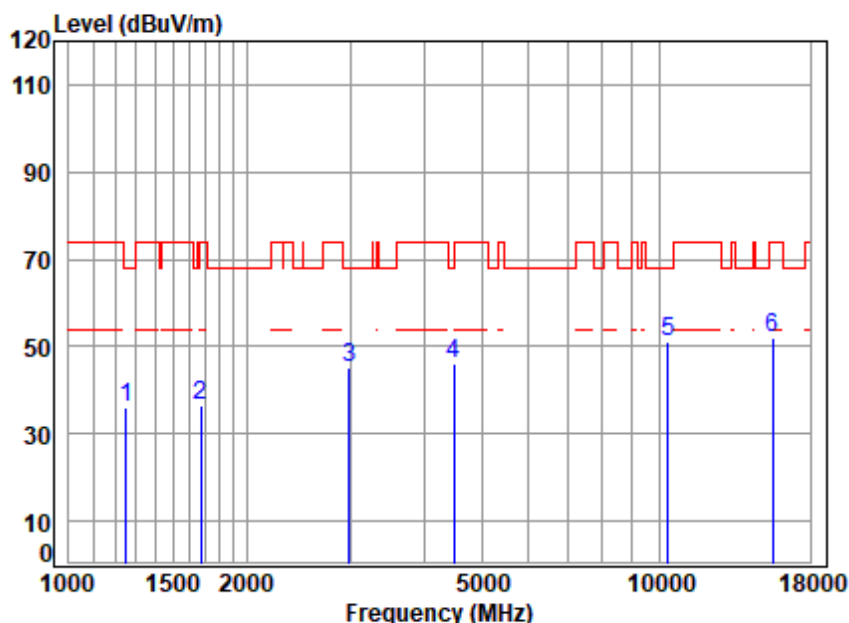


Site : chamber  
Condition: 3m HORIZONTAL  
Job No : 11025AT/11026AT  
Mode : 5180 TX RSE  
Note : 5G WIFI 11N20

		Cable	Ant	Preamp	Read		Limit	Over	
	Freq	Loss	Factor	Factor	Level	Level	Line	Limit	Remark
	MHz	dB	dB/m	dB	dBuV	dBuV/m	dBuV/m	dB	
1	1168.920	2.71	24.45	39.74	46.43	33.85	74.00	-40.15	peak
2	1460.295	3.20	25.65	39.93	47.46	36.38	74.00	-37.62	peak
3	3168.500	5.09	31.18	40.83	48.23	43.67	68.20	-24.53	peak
4	4379.699	6.65	33.39	41.77	48.73	47.00	74.00	-27.00	peak
5	10360.000	10.57	37.76	37.29	40.25	51.29	68.20	-16.91	peak
6	15540.000	13.97	40.72	40.38	38.89	53.20	74.00	-20.80	peak



Mode:e; Polarization:Vertical; Modulation:802.11n; bandwidth:20MHz; Channel:Low



Site : chamber  
Condition: 3m VERTICAL  
Job No : 11025AT/11026AT  
Mode : 5180 TX RSE  
Note : 5G WIFI 11N20

		Cable	Ant	Preamp	Read		Limit	Over	
	Freq	Loss	Factor	Factor	Level	Level	Line	Limit	Remark
	MHz	dB	dB/m	dB	dBuV	dBuV/m	dBuV/m	dB	
1	1249.269	2.85	24.81	39.79	48.08	35.95	68.20	-32.25	peak
2	1672.779	3.41	26.56	40.05	46.39	36.31	74.00	-37.69	peak
3	2990.531	4.85	30.86	40.70	50.18	45.19	68.20	-23.01	peak
4	4495.125	6.76	33.59	41.87	47.74	46.22	68.20	-21.98	peak
5	10360.000	10.57	37.76	37.29	40.11	51.15	68.20	-17.05	peak
6	15540.000	13.97	40.72	40.38	37.91	52.22	74.00	-21.78	peak



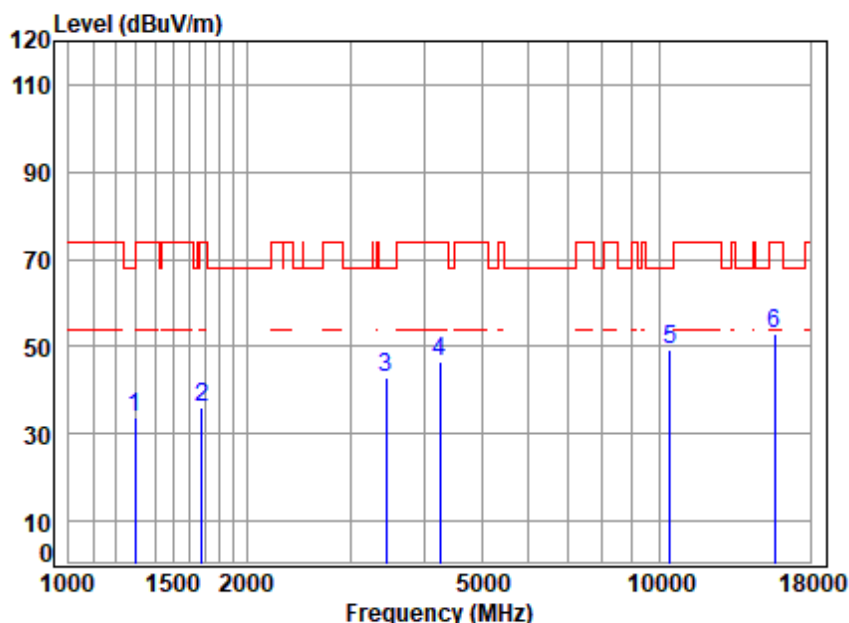
Unless otherwise agreed in writing, this document is issued by the Company subject to its General Conditions of Service printed overleaf, available on request or accessible at <http://www.sgs.com/en/Terms-and-Conditions.aspx> and, for electronic format documents, subject to Terms and Conditions for Electronic Documents at <http://www.sgs.com/en/Terms-and-Conditions/Terms-e-Documents.aspx>. Attention is drawn to the limitation of liability, indemnification and jurisdiction issues defined therein. Any holder of this document is advised that information contained hereon reflects the Company's findings at the time of its intervention only and within the limits of Client's instructions, if any. The Company's sole responsibility is to its Client and this document does not exonerate parties to a transaction from exercising all their rights and obligations under the transaction documents. This document cannot be reproduced except in full, without prior written approval of the Company. Any unauthorized alteration, forgery or falsification of the content or appearance of this document is unlawful and offenders may be prosecuted to the fullest extent of the law. Unless otherwise stated the results shown in this test report refer only to the sample(s) tested and such sample(s) are retained for 30 days only.  
Attention: To check the authenticity of testing /inspection report and certificate, please contact us at telephone: (86-755) 8307 1443, or email: [CN.Doccheck@sgs.com](mailto:CN.Doccheck@sgs.com)

SGS-CSTC Standards Technical Services Co., Ltd.  
Shenzhen Branch

No.1 Workshop, M-10, Middle Section, Science & Technology Park, Shenzhen, China 518057 t (86-755) 26012053 f (86-755) 26710594 www.sgs.com.cn  
中国·深圳·科技园中区M-10栋一号厂房 邮编: 518057 t (86-755) 26012053 f (86-755) 26710594 sgs.china@sgs.com



Mode:e; Polarization:Horizontal; Modulation:802.11n; bandwidth:20MHz; Channel:middle

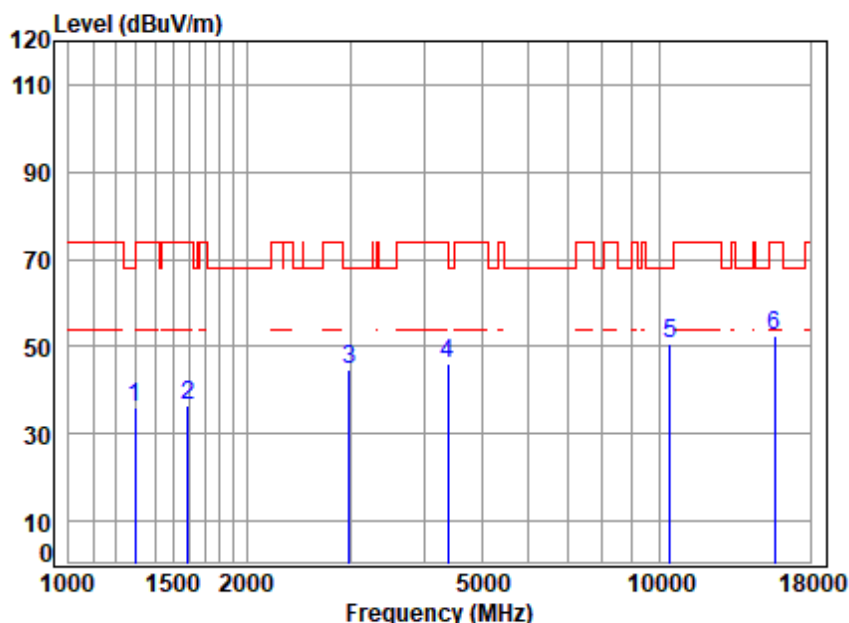


Site : chamber  
Condition: 3m HORIZONTAL  
Job No : 11025AT/11026AT  
Mode : 5220 TX RSE  
Note : 5G WIFI 11N20

		Cable	Ant	Preamp	Read		Limit	Over	
	Freq	Loss	Factor	Factor	Level	Level	Line	Limit	Remark
	MHz	dB	dB/m	dB	dBuV	dBuV/m	dBuV/m	dB	
1	1293.359	2.93	25.00	39.82	45.79	33.90	68.20	-34.30	peak
2	1677.621	3.41	26.58	40.05	46.31	36.25	74.00	-37.75	peak
3	3445.535	5.45	31.62	41.04	47.01	43.04	68.20	-25.16	peak
4	4254.921	6.53	33.17	41.65	48.29	46.34	74.00	-27.66	peak
5	10440.000	10.55	37.72	37.34	38.51	49.44	68.20	-18.76	peak
6	15660.000	14.02	40.80	40.44	38.52	52.90	74.00	-21.10	peak



Mode:e; Polarization:Vertical; Modulation:802.11n; bandwidth:20MHz; Channel:middle

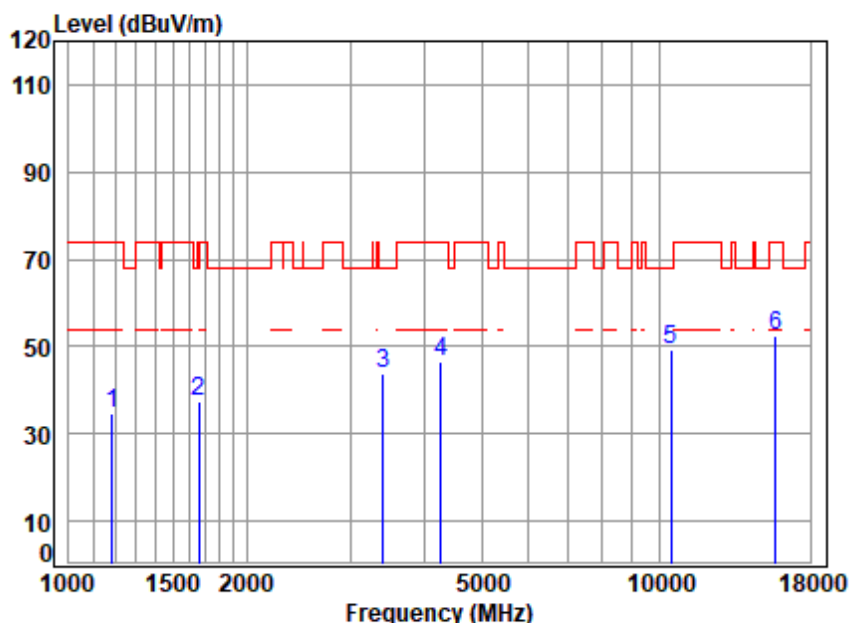


Site : chamber  
Condition: 3m VERTICAL  
Job No : 11025AT/11026AT  
Mode : 5220 TX RSE  
Note : 5G WIFI 11N20

		Cable	Ant	Preamp	Read		Limit	Over	
	Freq	Loss	Factor	Factor	Level	Level	Line	Limit	Remark
	MHz	dB	dB/m	dB	dBuV	dBuV/m	dBuV/m	dB	
1	1297.103	2.94	25.01	39.83	47.81	35.93	68.20	-32.27	peak
2	1592.571	3.34	26.22	40.00	46.93	36.49	74.00	-37.51	peak
3	2990.531	4.85	30.86	40.70	49.62	44.63	68.20	-23.57	peak
4	4379.699	6.65	33.39	41.77	47.95	46.22	74.00	-27.78	peak
5	10440.000	10.55	37.72	37.34	39.69	50.62	68.20	-17.58	peak
6	15660.000	14.02	40.80	40.44	38.26	52.64	74.00	-21.36	peak



Mode:e; Polarization:Horizontal; Modulation:802.11n; bandwidth:20MHz; Channel:High



Site : chamber  
Condition: 3m HORIZONTAL  
Job No : 11025AT/11026AT  
Mode : 5240 TX RSE  
Note : 5G WIFI 11N20

		Cable	Ant	Preamp	Read		Limit	Over	
	Freq	Loss	Factor	Factor	Level	Level	Line	Limit	Remark
	MHz	dB	dB/m	dB	dBuV	dBuV/m	dBuV/m	dB	
1	1185.936	2.74	24.53	39.75	46.98	34.50	74.00	-39.50	peak
2	1663.137	3.40	26.52	40.04	47.33	37.21	74.00	-36.79	peak
3	3405.929	5.40	31.56	41.01	47.65	43.60	68.20	-24.60	peak
4	4267.237	6.54	33.19	41.66	48.32	46.39	74.00	-27.61	peak
5	10480.000	10.54	37.71	37.36	38.32	49.21	68.20	-18.99	peak
6	15720.000	14.04	40.83	40.47	38.11	52.51	74.00	-21.49	peak

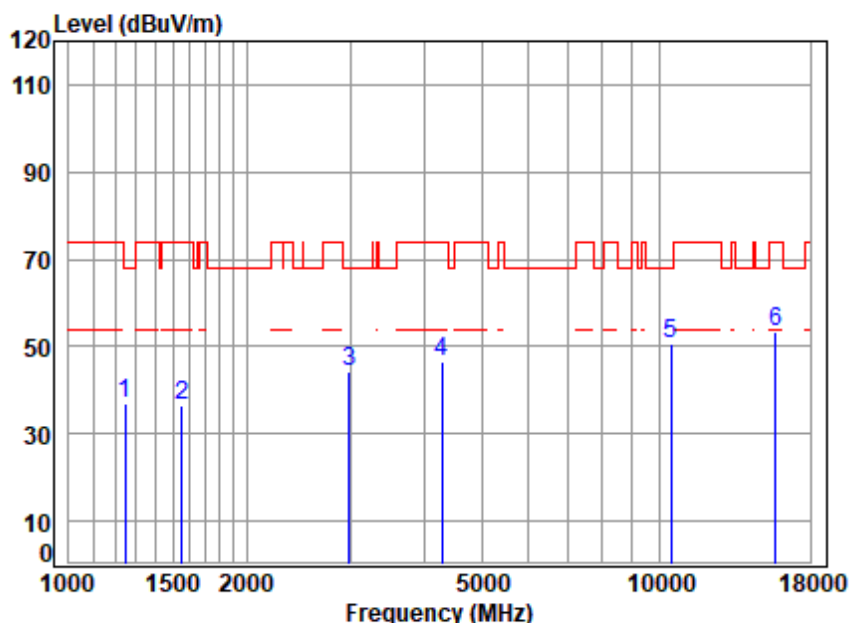


Unless otherwise agreed in writing, this document is issued by the Company subject to its General Conditions of Service printed overleaf, available on request or accessible at <http://www.sgs.com/en/Terms-and-Conditions.aspx> and, for electronic format documents, subject to Terms and Conditions for Electronic Documents at <http://www.sgs.com/en/Terms-and-Conditions/Terms-e-Documents.aspx>. Attention is drawn to the limitation of liability, indemnification and jurisdiction issues defined therein. Any holder of this document is advised that information contained hereon reflects the Company's findings at the time of its intervention only and within the limits of Client's instructions, if any. The Company's sole responsibility is to its Client and this document does not exonerate parties to a transaction from exercising all their rights and obligations under the transaction documents. This document cannot be reproduced except in full, without prior written approval of the Company. Any unauthorized alteration, forgery or falsification of the content or appearance of this document is unlawful and offenders may be prosecuted to the fullest extent of the law. Unless otherwise stated the results shown in this test report refer only to the sample(s) tested and such sample(s) are retained for 30 days only.  
Attention: To check the authenticity of testing /inspection report and certificate, please contact us at telephone: (86-755) 8307 1443, or email: [CN.Doccheck@sgs.com](mailto:CN.Doccheck@sgs.com)

SGS-CSTC Standards Technical Services Co., Ltd.  
Shenzhen Branch (China) Center EEC Laboratory

No.1 Workshop, M-10, Middle Section, Science & Technology Park, Shenzhen, China 518057 t (86-755) 26012053 f (86-755) 26710594 www.sgs.com.cn  
中国·深圳·科技园中区M-10栋一号厂房 邮编: 518057 t (86-755) 26012053 f (86-755) 26710594 sgs.china@sgs.com

Mode:e; Polarization:Vertical; Modulation:802.11n; bandwidth:20MHz; Channel:High



Site : chamber  
Condition: 3m VERTICAL  
Job No : 11025AT/11026AT  
Mode : 5240 TX RSE  
Note : 5G WIFI 11N20

		Cable	Ant	Preamp	Read		Limit	Over	
	Freq	Loss	Factor	Factor	Level	Level	Line	Limit	Remark
	MHz	dB	dB/m	dB	dBuV	dBuV/m	dBuV/m	dB	
1	1245.663	2.85	24.79	39.79	48.89	36.74	68.20	-31.46	peak
2	1551.677	3.31	26.04	39.98	47.03	36.40	74.00	-37.60	peak
3	2990.531	4.85	30.86	40.70	49.40	44.41	68.20	-23.79	peak
4	4291.977	6.57	33.24	41.68	48.19	46.32	74.00	-27.68	peak
5	10480.000	10.54	37.71	37.36	39.82	50.71	68.20	-17.49	peak
6	15720.000	14.04	40.83	40.47	38.76	53.16	74.00	-20.84	peak



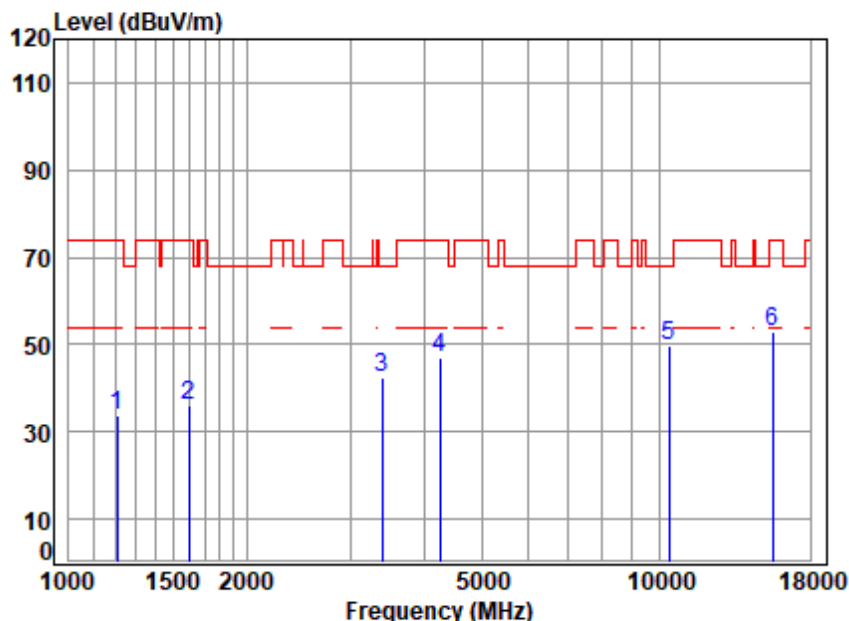
Unless otherwise agreed in writing, this document is issued by the Company subject to its General Conditions of Service printed overleaf, available on request or accessible at <http://www.sgs.com/en/Terms-and-Conditions.aspx> and, for electronic format documents, subject to Terms and Conditions for Electronic Documents at <http://www.sgs.com/en/Terms-and-Conditions/Terms-e-Documents.aspx>. Attention is drawn to the limitation of liability, indemnification and jurisdiction issues defined therein. Any holder of this document is advised that information contained hereon reflects the Company's findings at the time of its intervention only and within the limits of Client's instructions, if any. The Company's sole responsibility is to its Client and this document does not exonerate parties to a transaction from exercising all their rights and obligations under the transaction documents. This document cannot be reproduced except in full, without prior written approval of the Company. Any unauthorized alteration, forgery or falsification of the content or appearance of this document is unlawful and offenders may be prosecuted to the fullest extent of the law. Unless otherwise stated the results shown in this test report refer only to the sample(s) tested and such sample(s) are retained for 30 days only.  
Attention: To check the authenticity of testing /inspection report and certificate, please contact us at telephone: (86-755) 8307 1443, or email: [CN.Doccheck@sgs.com](mailto:CN.Doccheck@sgs.com)

SGS-CSTC Standards Technical Services Co., Ltd.  
Shenzhen Branch

No.1 Workshop, M-10, Middle Section, Science & Technology Park, Shenzhen, China 518057 t (86-755) 26012053 f (86-755) 26710594 www.sgs.com.cn  
中国·深圳·科技园中区M-10栋一号厂房 邮编: 518057 t (86-755) 26012053 f (86-755) 26710594 sgs.china@sgs.com



Mode:e; Polarization:Horizontal; Modulation:802.11n; bandwidth:40MHz; Channel:Low

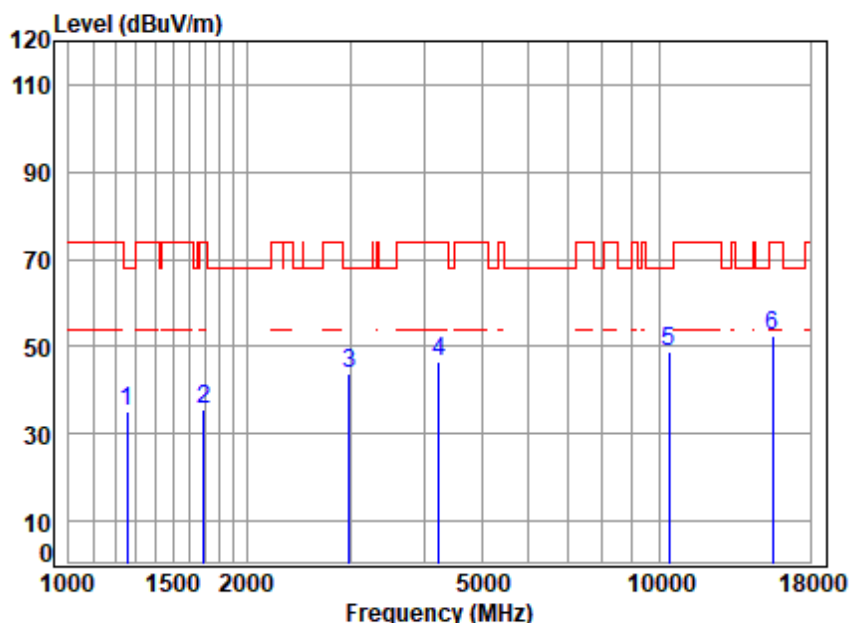


Site : chamber  
Condition: 3m HORIZONTAL  
Job No : 11025AT/11026AT  
Mode : 5190 TX RSE  
Note : 5G WIFI 11N40

		Cable	Ant	Preamp	Read		Limit	Over	
	Freq	Loss	Factor	Factor	Level	Level	Line	Limit	Remark
	MHz	dB	dB/m	dB	dBuV	dBuV/m	dBuV/m	dB	
1	1206.682	2.78	24.62	39.76	46.06	33.70	74.00	-40.30	peak
2	1597.181	3.35	26.24	40.01	46.59	36.17	74.00	-37.83	peak
3	3396.098	5.39	31.54	41.00	46.64	42.57	68.20	-25.63	peak
4	4254.921	6.53	33.17	41.65	48.82	46.87	74.00	-27.13	peak
5	10380.000	10.57	37.75	37.30	38.76	49.78	68.20	-18.42	peak
6	15570.000	13.98	40.74	40.40	38.82	53.14	74.00	-20.86	peak



Mode:e; Polarization:Vertical; Modulation:802.11n; bandwidth:40MHz; Channel:Low

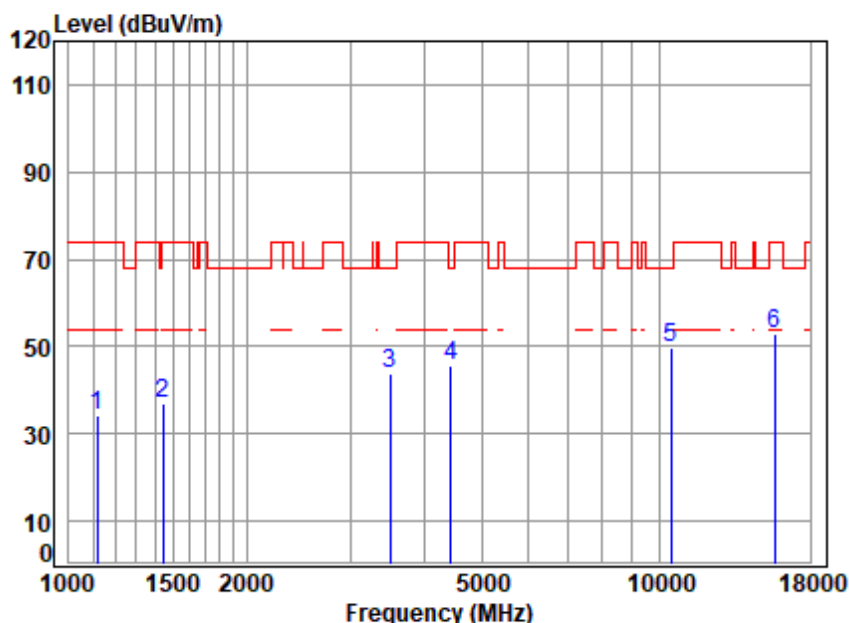


Site : chamber  
Condition: 3m VERTICAL  
Job No : 11025AT/11026AT  
Mode : 5190 TX RSE  
Note : 5G WIFI 11N40

	Freq	Cable Loss	Ant Factor	Preamp Factor	Read Level	Level	Limit	Over	Remark
	MHz	dB	dB/m	dB	dBuV	dBuV/m	dBuV/m	dB	
1	1256.512	2.87	24.84	39.80	47.03	34.94	68.20	-33.26	peak
2	1692.231	3.42	26.64	40.06	45.36	35.36	74.00	-38.64	peak
3	2990.531	4.85	30.86	40.70	48.84	43.85	68.20	-24.35	peak
4	4230.396	6.51	33.13	41.63	48.45	46.46	74.00	-27.54	peak
5	10380.000	10.57	37.75	37.30	38.00	49.02	68.20	-19.18	peak
6	15570.000	13.98	40.74	40.40	38.38	52.70	74.00	-21.30	peak



Mode:e; Polarization:Horizontal; Modulation:802.11n; bandwidth:40MHz; Channel:High

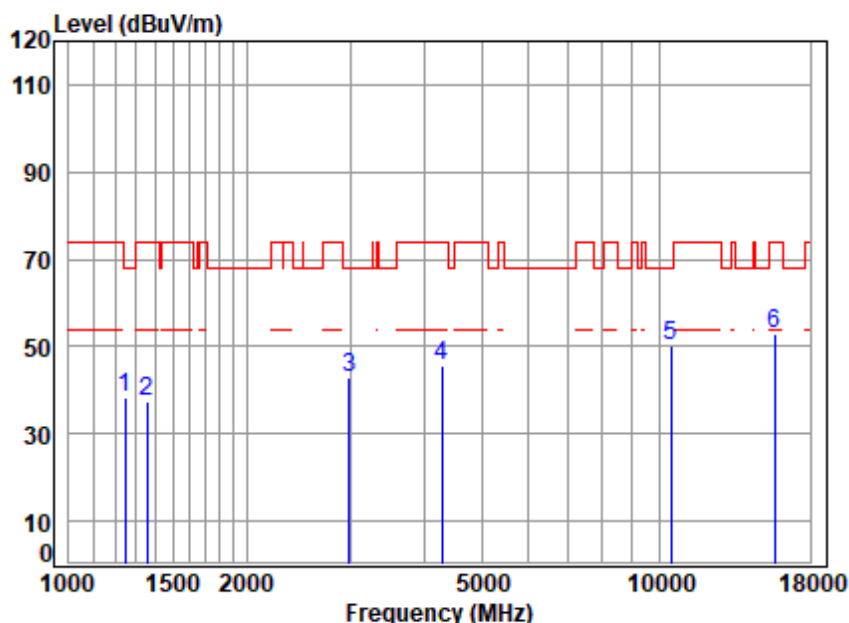


Site : chamber  
Condition: 3m HORIZONTAL  
Job No : 11025AT/11026AT  
Mode : 5230 TX RSE  
Note : 5G WIFI 11N40

		Cable	Ant	Preamp	Read		Limit	Over	
	Freq	Loss	Factor	Factor	Level	Level	Line	Limit	Remark
	MHz	dB	dB/m	dB	dBuV	dBuV/m	dBuV/m	dB	
1	1116.093	2.60	24.20	39.70	46.94	34.04	74.00	-39.96	peak
2	1443.509	3.17	25.59	39.92	48.19	37.03	74.00	-36.97	peak
3	3495.691	5.51	31.69	41.07	47.86	43.99	68.20	-24.21	peak
4	4443.453	6.71	33.50	41.82	47.39	45.78	68.20	-22.42	peak
5	10460.000	10.54	37.72	37.35	39.03	49.94	68.20	-18.26	peak
6	15690.000	14.03	40.82	40.45	38.64	53.04	74.00	-20.96	peak



Mode:e; Polarization:Vertical; Modulation:802.11n; bandwidth:40MHz; Channel:High



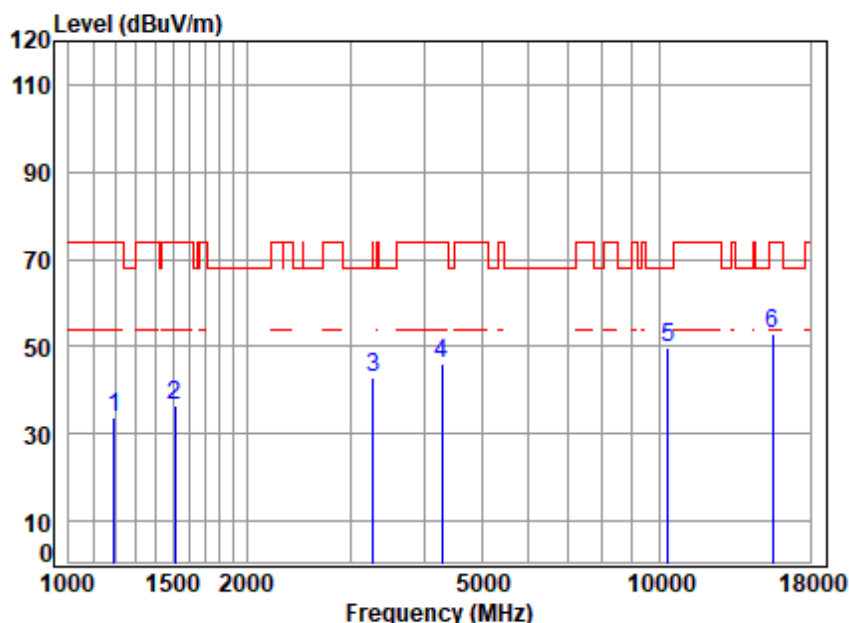
Site : chamber  
Condition: 3m VERTICAL  
Job No : 11025AT/11026AT  
Mode : 5230 TX RSE  
Note : 5G WIFI 11N40

		Cable	Ant	Preamp	Read		Limit	Over	
	Freq	Loss	Factor	Factor	Level	Level	Line	Limit	Remark
	MHz	dB	dB/m	dB	dBuV	dBuV/m	dBuV/m	dB	
1	1245.663	2.85	24.79	39.79	50.68	38.53	68.20	-29.67	peak
2	1358.498	3.04	25.26	39.87	48.82	37.25	74.00	-36.75	peak
3	2990.531	4.85	30.86	40.70	47.83	42.84	68.20	-25.36	peak
4	4279.589	6.56	33.22	41.67	47.68	45.79	74.00	-28.21	peak
5	10460.000	10.54	37.72	37.35	39.16	50.07	68.20	-18.13	peak
6	15690.000	14.03	40.82	40.45	38.36	52.76	74.00	-21.24	peak





Mode:e; Polarization:Horizontal; Modulation:802.11ac; bandwidth:20MHz; Channel:Low

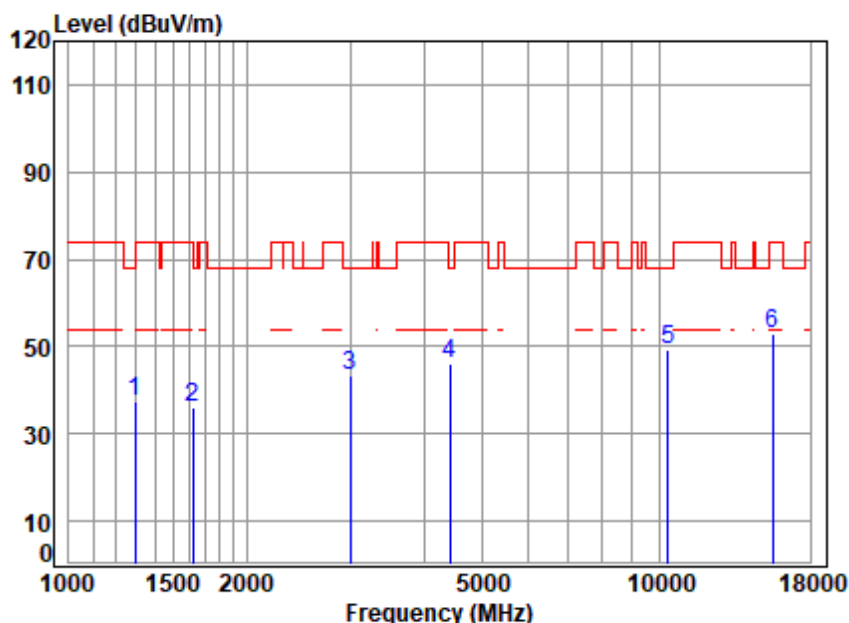


Site : chamber  
Condition: 3m HORIZONTAL  
Job No : 11025AT/11026AT  
Mode : 5180 TX RSE  
Note : 5G WIFI 11AC20

		Cable	Ant	Preamp	Read		Limit	Over	
	Freq	Loss	Factor	Factor	Level	Level	Line	Limit	Remark
	MHz	dB	dB/m	dB	dBuV	dBuV/m	dBuV/m	dB	
1	1192.811	2.75	24.56	39.75	46.06	33.62	74.00	-40.38	peak
2	1511.833	3.27	25.85	39.96	47.23	36.39	74.00	-37.61	peak
3	3280.326	5.24	31.36	40.92	47.23	42.91	68.20	-25.29	peak
4	4291.977	6.57	33.24	41.68	47.82	45.95	74.00	-28.05	peak
5	10360.000	10.57	37.76	37.29	38.62	49.66	68.20	-18.54	peak
6	15540.000	13.97	40.72	40.38	38.71	53.02	74.00	-20.98	peak



Mode:e; Polarization:Vertical; Modulation:802.11ac; bandwidth:20MHz; Channel:Low

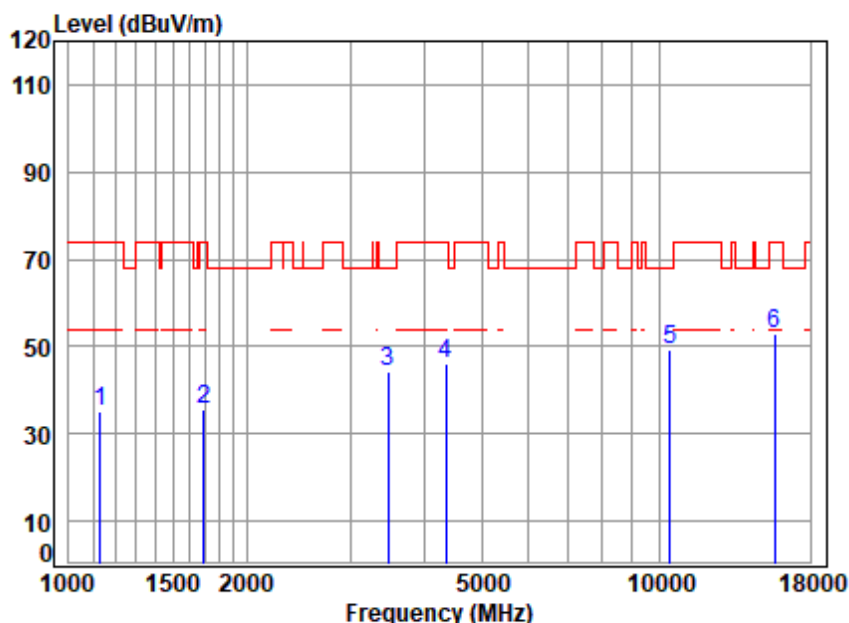


Site : chamber  
Condition: 3m VERTICAL  
Job No : 11025AT/11026AT  
Mode : 5180 TX RSE  
Note : 5G WIFI 11AC20

		Cable	Ant	Preamp	Read		Limit	Over	
	Freq	Loss	Factor	Factor	Level	Level	Line	Limit	Remark
	MHz	dB	dB/m	dB	dBuV	dBuV/m	dBuV/m	dB	
1	1297.103	2.94	25.01	39.83	49.24	37.36	68.20	-30.84	peak
2	1625.121	3.37	26.36	40.02	46.42	36.13	74.00	-37.87	peak
3	2999.187	4.86	30.90	40.70	48.29	43.35	68.20	-24.85	peak
4	4417.841	6.68	33.46	41.80	47.88	46.22	68.20	-21.98	peak
5	10360.000	10.57	37.76	37.29	38.32	49.36	68.20	-18.84	peak
6	15540.000	13.97	40.72	40.38	38.80	53.11	74.00	-20.89	peak



Mode:e; Polarization:Horizontal; Modulation:802.11ac; bandwidth:20MHz; Channel:middle

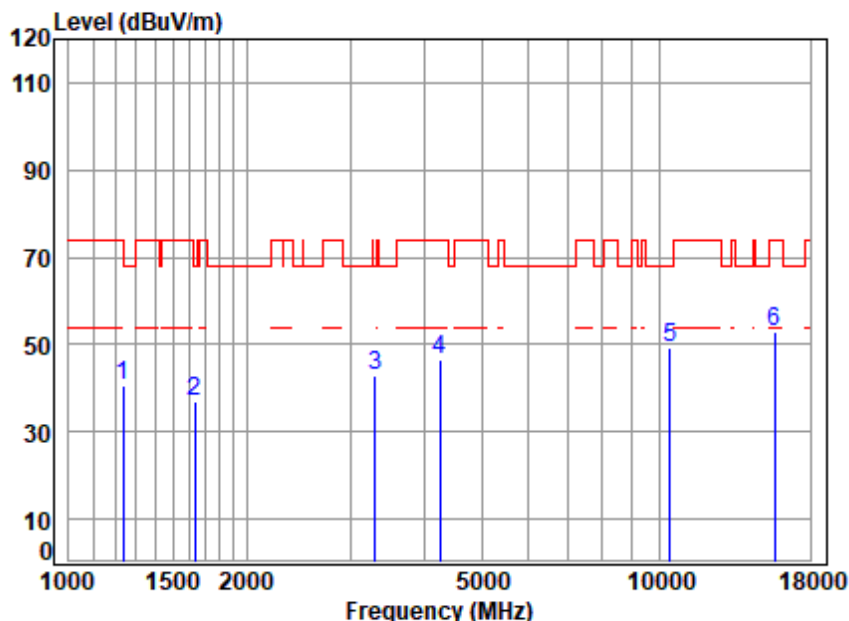


Site : chamber  
Condition: 3m HORIZONTAL  
Job No : 11025AT/11026AT  
Mode : 5220 TX RSE  
Note : 5G WIFI 11AC20

		Cable	Ant	Preamp	Read		Limit	Over	
	Freq	Loss	Factor	Factor	Level	Level	Line	Limit	Remark
	MHz	dB	dB/m	dB	dBuV	dBuV/m	dBuV/m	dB	
1	1129.072	2.63	24.26	39.71	48.08	35.26	74.00	-38.74	peak
2	1692.231	3.42	26.64	40.06	45.56	35.56	74.00	-38.44	peak
3	3475.541	5.49	31.66	41.06	48.33	44.42	68.20	-23.78	peak
4	4354.454	6.63	33.35	41.74	47.94	46.18	74.00	-27.82	peak
5	10440.000	10.55	37.72	37.34	38.23	49.16	68.20	-19.04	peak
6	15660.000	14.02	40.80	40.44	38.50	52.88	74.00	-21.12	peak



Mode:e; Polarization:Vertical; Modulation:802.11ac; bandwidth:20MHz; Channel:middle



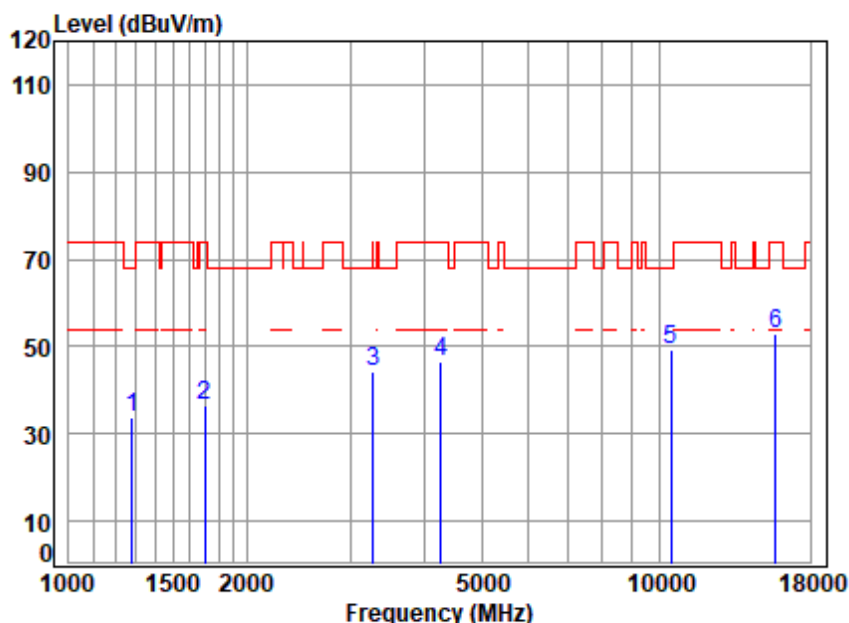
Site : chamber  
Condition: 3m VERTICAL  
Job No : 11025AT/11026AT  
Mode : 5220 TX RSE  
Note : 5G WIFI 11AC20

		Cable	Ant	Preamp	Read		Limit	Over	
	Freq	Loss	Factor	Factor	Level	Level	Line	Limit	Remark
	MHz	dB	dB/m	dB	dBuV	dBuV/m	dBuV/m	dB	
1	1238.483	2.83	24.76	39.79	52.87	40.67	74.00	-33.33	peak
2	1634.543	3.38	26.40	40.03	47.09	36.84	68.20	-31.36	peak
3	3299.344	5.27	31.39	40.93	47.19	42.92	68.20	-25.28	peak
4	4242.641	6.52	33.15	41.64	48.37	46.40	74.00	-27.60	peak
5	10440.000	10.55	37.72	37.34	38.31	49.24	68.20	-18.96	peak
6	15660.000	14.02	40.80	40.44	38.48	52.86	74.00	-21.14	peak





Mode:e; Polarization:Horizontal; Modulation:802.11ac; bandwidth:20MHz; Channel:High

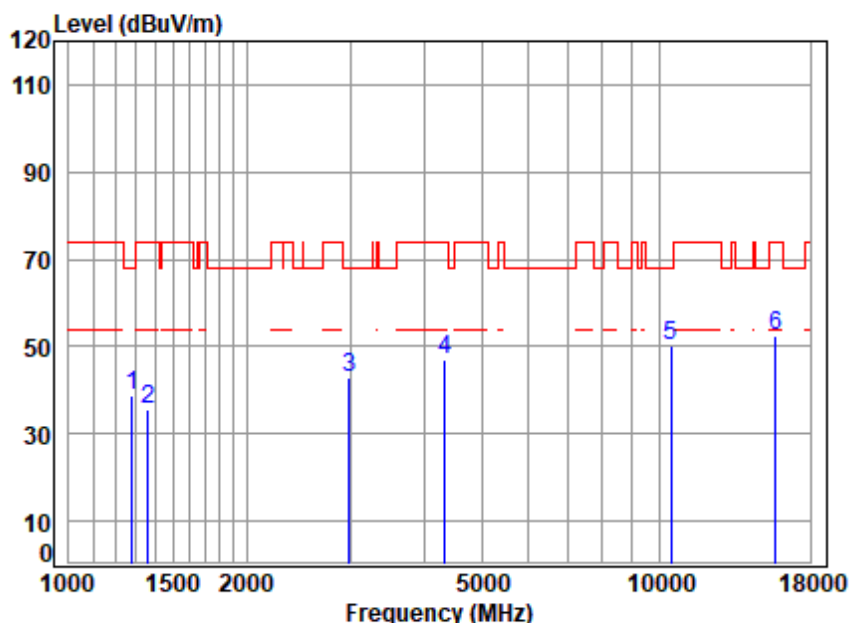


Site : chamber  
Condition: 3m HORIZONTAL  
Job No : 11025AT/11026AT  
Mode : 5240 TX RSE  
Note : 5G WIFI 11AC20

		Cable	Ant	Preamp	Read		Limit	Over	
	Freq	Loss	Factor	Factor	Level	Level	Line	Limit	Remark
	MHz	dB	dB/m	dB	dBuV	dBuV/m	dBuV/m	dB	
1	1282.193	2.91	24.95	39.82	45.69	33.73	68.20	-34.47	peak
2	1697.129	3.43	26.66	40.06	46.58	36.61	74.00	-37.39	peak
3	3280.326	5.24	31.36	40.92	48.38	44.06	68.20	-24.14	peak
4	4267.237	6.54	33.19	41.66	48.29	46.36	74.00	-27.64	peak
5	10480.000	10.54	37.71	37.36	38.36	49.25	68.20	-18.95	peak
6	15720.000	14.04	40.83	40.47	38.66	53.06	74.00	-20.94	peak



Mode:e; Polarization:Vertical; Modulation:802.11ac; bandwidth:20MHz; Channel:High

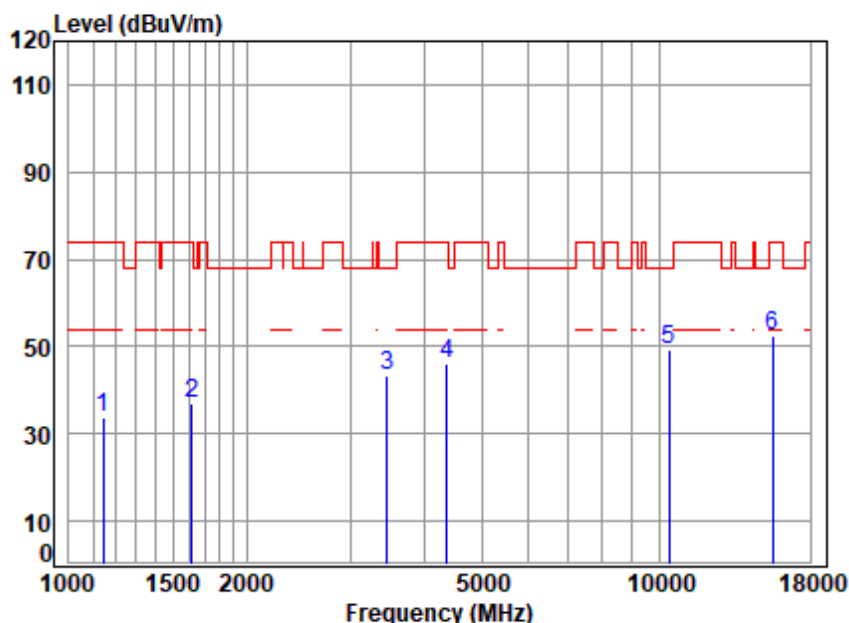


Site : chamber  
Condition: 3m VERTICAL  
Job No : 11025AT/11026AT  
Mode : 5240 TX RSE  
Note : 5G WIFI 11AC20

		Cable	Ant	Preamp	Read		Limit	Over	
	Freq	Loss	Factor	Factor	Level	Level	Line	Limit	Remark
	MHz	dB	dB/m	dB	dBuV	dBuV/m	dBuV/m	dB	
1	1282.193	2.91	24.95	39.82	50.83	38.87	68.20	-29.33	peak
2	1362.430	3.05	25.28	39.87	47.14	35.60	74.00	-38.40	peak
3	2990.531	4.85	30.86	40.70	47.87	42.88	68.20	-25.32	peak
4	4341.886	6.61	33.33	41.73	48.89	47.10	74.00	-26.90	peak
5	10480.000	10.54	37.71	37.36	39.50	50.39	68.20	-17.81	peak
6	15720.000	14.04	40.83	40.47	37.91	52.31	74.00	-21.69	peak



Mode:e; Polarization:Horizontal; Modulation:802.11ac; bandwidth:40MHz; Channel:Low

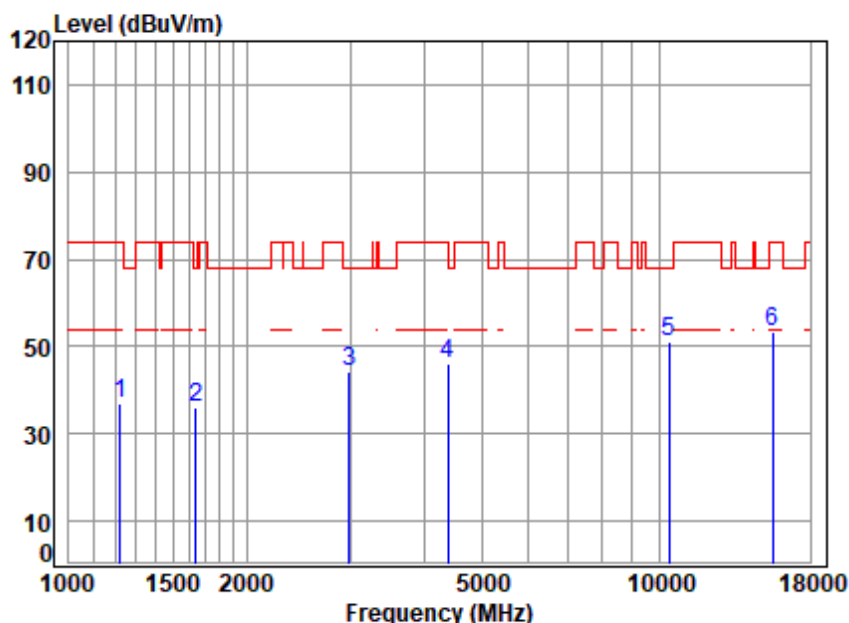


Site : chamber  
Condition: 3m HORIZONTAL  
Job No : 11025AT/11026AT  
Mode : 5190 TX RSE  
Note : 5G WIFI 11AC40

		Cable	Ant	Preamp	Read		Limit	Over	
	Freq	Loss	Factor	Factor	Level	Level	Line	Limit	Remark
	MHz	dB	dB/m	dB	dBuV	dBuV/m	dBuV/m	dB	
1	1145.507	2.66	24.34	39.72	46.43	33.71	74.00	-40.29	peak
2	1615.754	3.36	26.32	40.02	47.38	37.04	74.00	-36.96	peak
3	3465.510	5.48	31.65	41.05	47.17	43.25	68.20	-24.95	peak
4	4367.058	6.64	33.37	41.75	47.85	46.11	74.00	-27.89	peak
5	10380.000	10.57	37.75	37.30	38.20	49.22	68.20	-18.98	peak
6	15570.000	13.98	40.74	40.40	38.03	52.35	74.00	-21.65	peak



Mode:e; Polarization:Vertical; Modulation:802.11ac; bandwidth:40MHz; Channel:Low



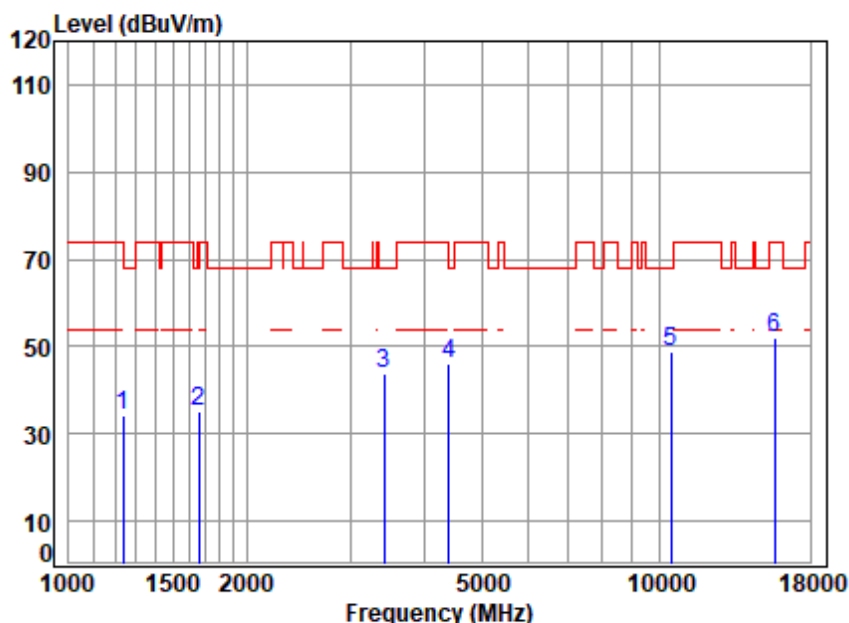
Site : chamber  
Condition: 3m VERTICAL  
Job No : 11025AT/11026AT  
Mode : 5190 TX RSE  
Note : 5G WIFI 11AC40

		Cable	Ant	Preamp	Read		Limit	Over	
	Freq	Loss	Factor	Factor	Level	Level	Line	Limit	Remark
	MHz	dB	dB/m	dB	dBuV	dBuV/m	dBuV/m	dB	
1	1220.714	2.80	24.68	39.77	49.30	37.01	74.00	-36.99	peak
2	1644.019	3.38	26.44	40.03	46.12	35.91	68.20	-32.29	peak
3	2990.531	4.85	30.86	40.70	49.19	44.20	68.20	-24.00	peak
4	4392.376	6.66	33.42	41.78	47.63	45.93	74.00	-28.07	peak
5	10380.000	10.57	37.75	37.30	40.05	51.07	68.20	-17.13	peak
6	15570.000	13.98	40.74	40.40	39.27	53.59	74.00	-20.41	peak





Mode:e; Polarization:Horizontal; Modulation:802.11ac; bandwidth:40MHz; Channel:High

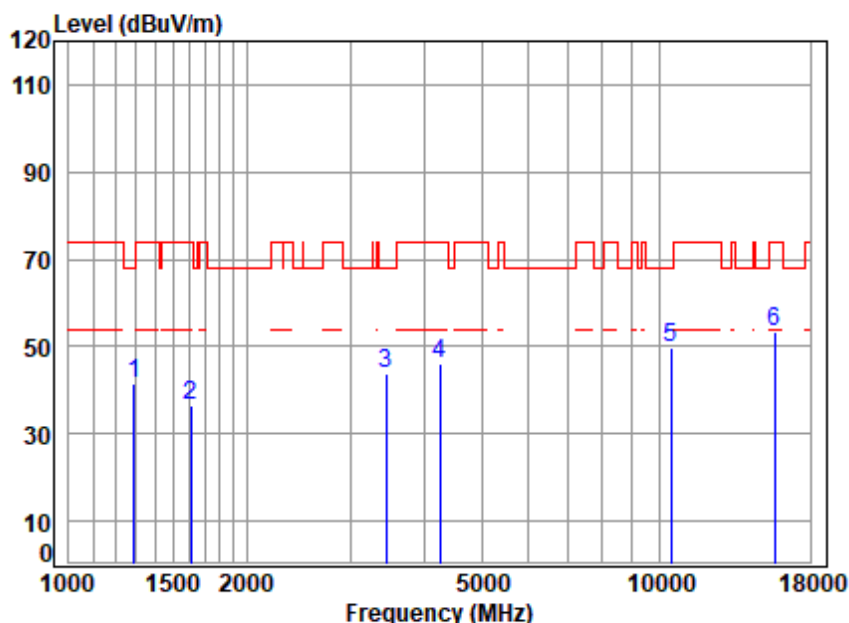


Site : chamber  
Condition: 3m HORIZONTAL  
Job No : 11025AT/11026AT  
Mode : 5230 TX RSE  
Note : 5G WIFI 11AC40

		Cable	Ant	Preamp	Read		Limit	Over	
	Freq	Loss	Factor	Factor	Level	Level	Line	Limit	Remark
	MHz	dB	dB/m	dB	dBuV	dBuV/m	dBuV/m	dB	
1	1238.483	2.83	24.76	39.79	46.45	34.25	74.00	-39.75	peak
2	1663.137	3.40	26.52	40.04	45.26	35.14	74.00	-38.86	peak
3	3425.675	5.43	31.59	41.02	47.64	43.64	68.20	-24.56	peak
4	4405.090	6.67	33.44	41.79	47.96	46.28	68.20	-21.92	peak
5	10460.000	10.54	37.72	37.35	37.80	48.71	68.20	-19.49	peak
6	15690.000	14.03	40.82	40.45	37.71	52.11	74.00	-21.89	peak



Mode:e; Polarization:Vertical; Modulation:802.11ac; bandwidth:40MHz; Channel:High

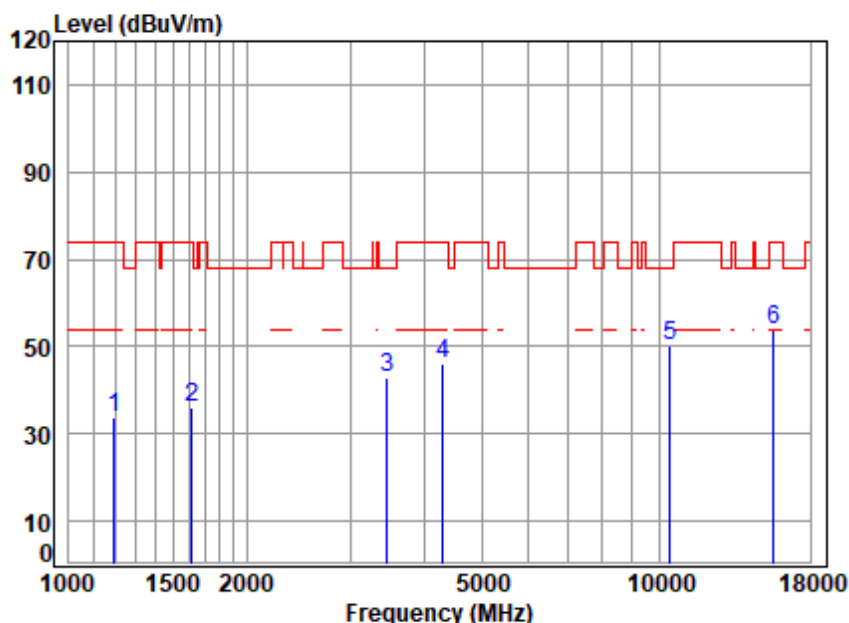


Site : chamber  
Condition: 3m VERTICAL  
Job No : 11025AT/11026AT  
Mode : 5230 TX RSE  
Note : 5G WIFI 11AC40

		Cable	Ant	Preamp	Read		Limit	Over	
	Freq	Loss	Factor	Factor	Level	Level	Line	Limit	Remark
	MHz	dB	dB/m	dB	dBuV	dBuV/m	dBuV/m	dB	
1	1289.627	2.92	24.98	39.82	53.66	41.74	68.20	-26.46	peak
2	1611.091	3.36	26.30	40.01	46.67	36.32	74.00	-37.68	peak
3	3445.535	5.45	31.62	41.04	47.80	43.83	68.20	-24.37	peak
4	4242.641	6.52	33.15	41.64	48.08	46.11	74.00	-27.89	peak
5	10460.000	10.54	37.72	37.35	38.72	49.63	68.20	-18.57	peak
6	15690.000	14.03	40.82	40.45	38.79	53.19	74.00	-20.81	peak



Mode:e; Polarization:Horizontal; Modulation:802.11ac; bandwidth:80MHz; Channel:middle

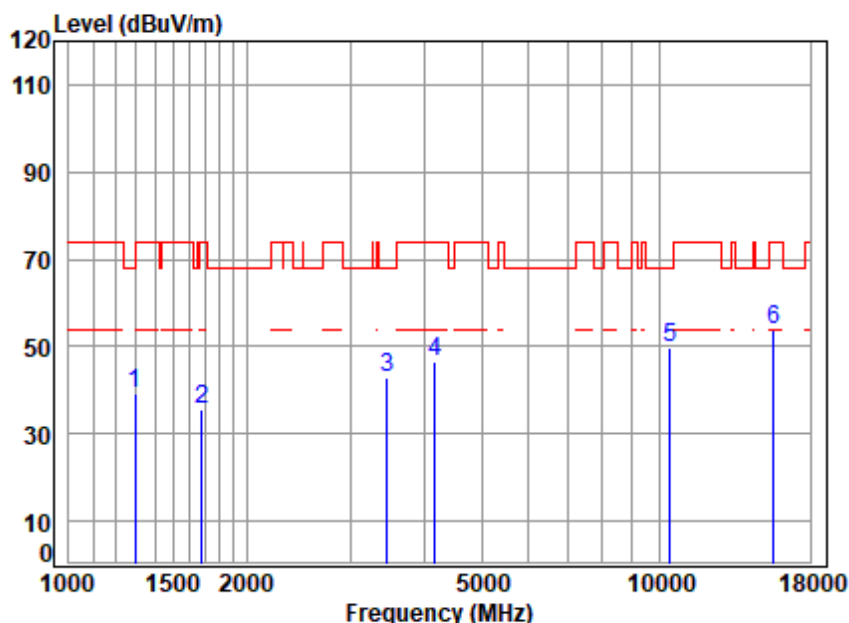


Site : chamber  
Condition: 3m HORIZONTAL  
Job No : 11025AT/11026AT  
Mode : 5210 TX RSE  
Note : 5G WIFI 11AC80

		Cable	Ant	Preamp	Read		Limit	Over	
	Freq	Loss	Factor	Factor	Level	Level	Line	Limit	Remark
	MHz	dB	dB/m	dB	dBuV	dBuV/m	dBuV/m	dB	
1	1192.811	2.75	24.56	39.75	46.16	33.72	74.00	-40.28	peak
2	1615.754	3.36	26.32	40.02	46.49	36.15	74.00	-37.85	peak
3	3465.510	5.48	31.65	41.05	47.02	43.10	68.20	-25.10	peak
4	4304.400	6.58	33.26	41.70	47.73	45.87	74.00	-28.13	peak
5	10420.000	10.56	37.73	37.33	39.12	50.08	68.20	-18.12	peak
6	15630.000	14.01	40.78	40.42	39.54	53.91	74.00	-20.09	peak



Mode:e; Polarization:Vertical; Modulation:802.11ac; bandwidth:80MHz; Channel:middle



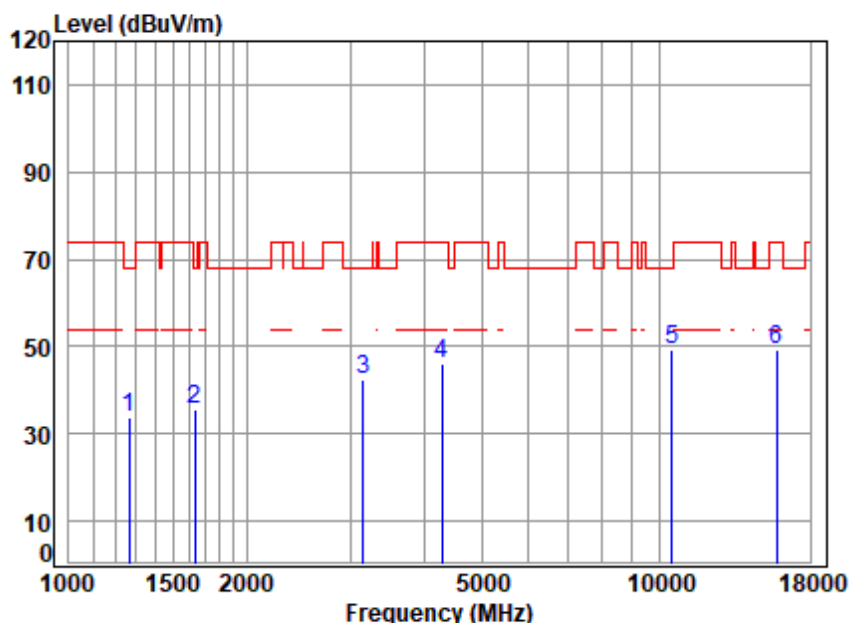
Site : chamber  
Condition: 3m VERTICAL  
Job No : 11025AT/11026AT  
Mode : 5210 TX RSE  
Note : 5G WIFI 11AC80

		Cable	Ant	Preamp	Read		Limit	Over	
	Freq	Loss	Factor	Factor	Level	Level	Line	Limit	Remark
	MHz	dB	dB/m	dB	dBuV	dBuV/m	dBuV/m	dB	
1	1297.103	2.94	25.01	39.83	51.11	39.23	68.20	-28.97	peak
2	1677.621	3.41	26.58	40.05	45.68	35.62	74.00	-38.38	peak
3	3465.510	5.48	31.65	41.05	46.97	43.05	68.20	-25.15	peak
4	4169.698	6.45	33.02	41.57	48.69	46.59	74.00	-27.41	peak
5	10420.000	10.56	37.73	37.33	38.82	49.78	68.20	-18.42	peak
6	15630.000	14.01	40.78	40.42	39.44	53.81	74.00	-20.19	peak





Mode:f; Polarization:Horizontal; Modulation:802.11a; bandwidth:20MHz; Channel:Low



Site : chamber  
Condition: 3m HORIZONTAL  
Job No : 11025AT/11026AT  
Mode : 5260 TX RSE  
Note : 5G WIFI 11A

		Cable	Ant	Preamp	Read		Limit	Over	
	Freq	Loss	Factor	Factor	Level	Level	Line	Limit	Remark
	MHz	dB	dB/m	dB	dBuV	dBuV/m	dBuV/m	dB	
1	1267.454	2.89	24.89	39.81	45.67	33.64	68.20	-34.56	peak
2	1634.543	3.38	26.40	40.03	46.03	35.78	68.20	-32.42	peak
3	3150.237	5.07	31.15	40.82	47.23	42.63	68.20	-25.57	peak
4	4291.977	6.57	33.24	41.68	48.13	46.26	74.00	-27.74	peak
5	10520.000	10.55	37.70	37.38	38.35	49.22	68.20	-18.98	peak
6	15780.000	14.07	40.87	40.50	34.98	49.42	74.00	-24.58	peak

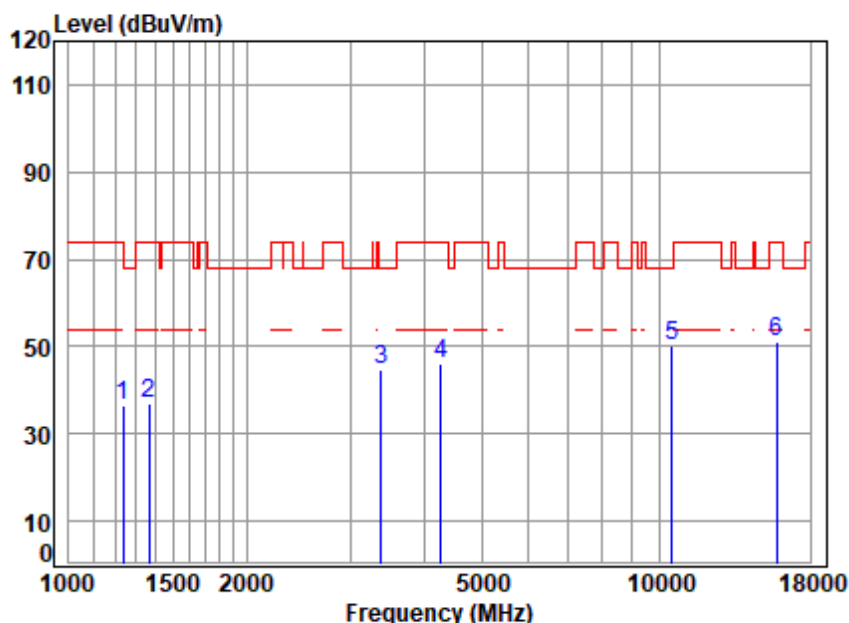


SGS-CSTC Standards Technical Services Co., Ltd.  
Shenzhen Branch

Unless otherwise agreed in writing, this document is issued by the Company subject to its General Conditions of Service printed overleaf, available on request or accessible at <http://www.sgs.com/en/Terms-and-Conditions.aspx> and, for electronic format documents, subject to Terms and Conditions for Electronic Documents at <http://www.sgs.com/en/Terms-and-Conditions/Terms-e-Documents.aspx>. Attention is drawn to the limitation of liability, indemnification and jurisdiction issues defined therein. Any holder of this document is advised that information contained hereon reflects the Company's findings at the time of its intervention only and within the limits of Client's instructions, if any. The Company's sole responsibility is to its Client and this document does not exonerate parties to a transaction from exercising all their rights and obligations under the transaction documents. This document cannot be reproduced except in full, without prior written approval of the Company. Any unauthorized alteration, forgery or falsification of the content or appearance of this document is unlawful and offenders may be prosecuted to the fullest extent of the law. Unless otherwise stated the results shown in this test report refer only to the sample(s) tested and such sample(s) are retained for 30 days only.  
Attention: To check the authenticity of testing /inspection report and certificate, please contact us at telephone: (86-755) 8307 1443, or email: [CN.Doccheck@sgs.com](mailto:CN.Doccheck@sgs.com)

No.1 Workshop, M-10, Middle Section, Science & Technology Park, Shenzhen, China 518057 t (86-755) 26012053 f (86-755) 26710594 www.sgs.com.cn  
中国·深圳·科技园中区M-10栋一号厂房 邮编: 518057 t (86-755) 26012053 f (86-755) 26710594 sgs.china@sgs.com

Mode:f; Polarization:Vertical; Modulation:802.11a; bandwidth:20MHz; Channel:Low

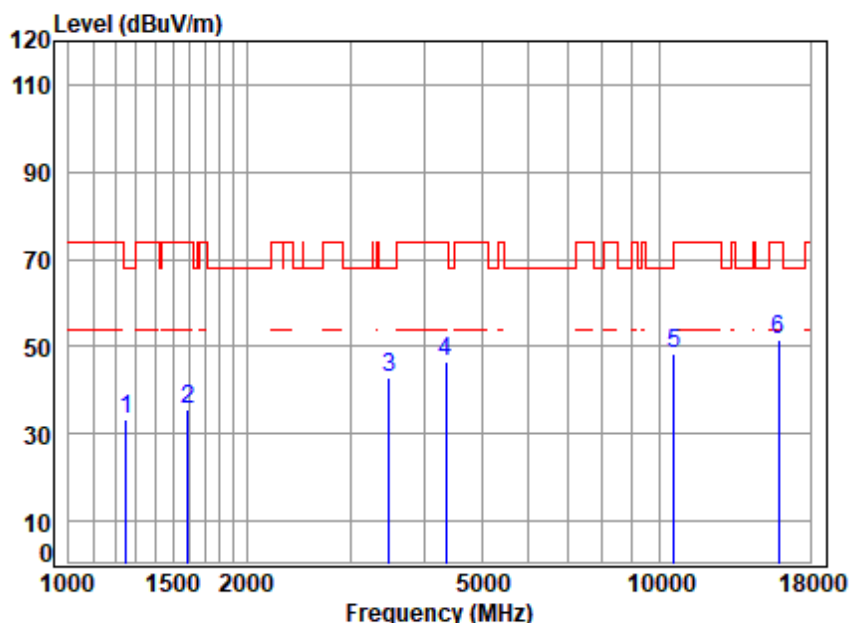


Site : chamber  
Condition: 3m VERTICAL  
Job No : 11025AT/11026AT  
Mode : 5260 TX RSE  
Note : 5G WIFI 11A

		Cable	Ant	Preamp	Read		Limit	Over	
	Freq	Loss	Factor	Factor	Level	Level	Line	Limit	Remark
	MHz	dB	dB/m	dB	dBuV	dBuV/m	dBuV/m	dB	
1	1234.909	2.83	24.74	39.78	48.52	36.31	74.00	-37.69	peak
2	1366.374	3.05	25.29	39.87	48.35	36.82	74.00	-37.18	peak
3	3376.523	5.37	31.51	40.99	48.81	44.70	68.20	-23.50	peak
4	4267.237	6.54	33.19	41.66	47.79	45.86	74.00	-28.14	peak
5	10520.000	10.55	37.70	37.38	39.21	50.08	68.20	-18.12	peak
6	15780.000	14.07	40.87	40.50	36.82	51.26	74.00	-22.74	peak



Mode:f; Polarization:Horizontal; Modulation:802.11a; bandwidth:20MHz; Channel:middle

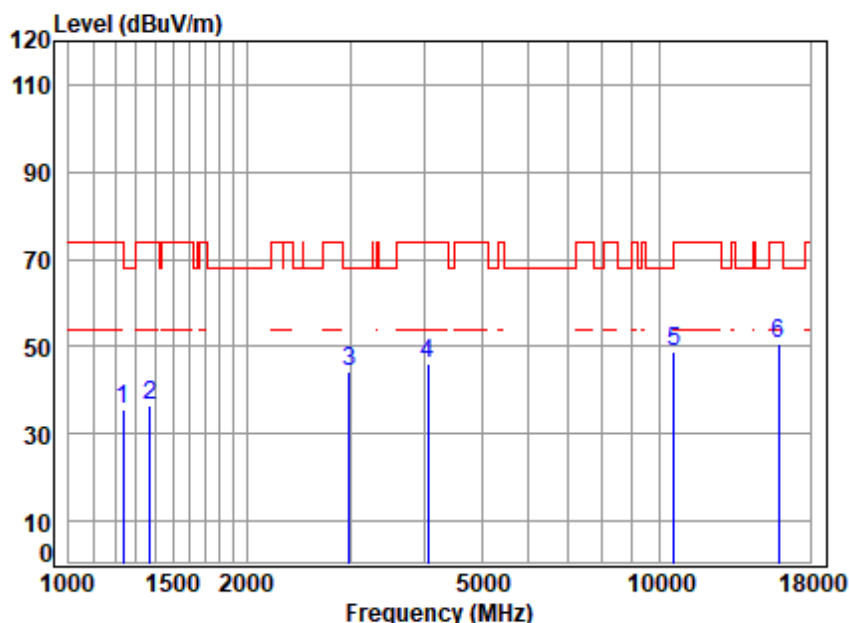


Site : chamber  
Condition: 3m HORIZONTAL  
Job No : 11025AT/11026AT  
Mode : 5300 TX RSE  
Note : 5G WIFI 11A

		Cable	Ant	Preamp	Read		Limit	Over	
	Freq	Loss	Factor	Factor	Level	Level	Line	Limit	Remark
	MHz	dB	dB/m	dB	dBuV	dBuV/m	dBuV/m	dB	
1	1252.885	2.86	24.82	39.80	45.35	33.23	68.20	-34.97	peak
2	1592.571	3.34	26.22	40.00	46.02	35.58	74.00	-38.42	peak
3	3485.601	5.50	31.68	41.07	46.97	43.08	68.20	-25.12	peak
4	4354.454	6.63	33.35	41.74	48.18	46.42	74.00	-27.58	peak
5	10600.000	10.62	37.72	37.42	37.65	48.57	68.20	-19.63	peak
6	15900.000	14.12	40.94	40.55	37.20	51.71	74.00	-22.29	peak



Mode:f; Polarization:Vertical; Modulation:802.11a; bandwidth:20MHz; Channel:middle



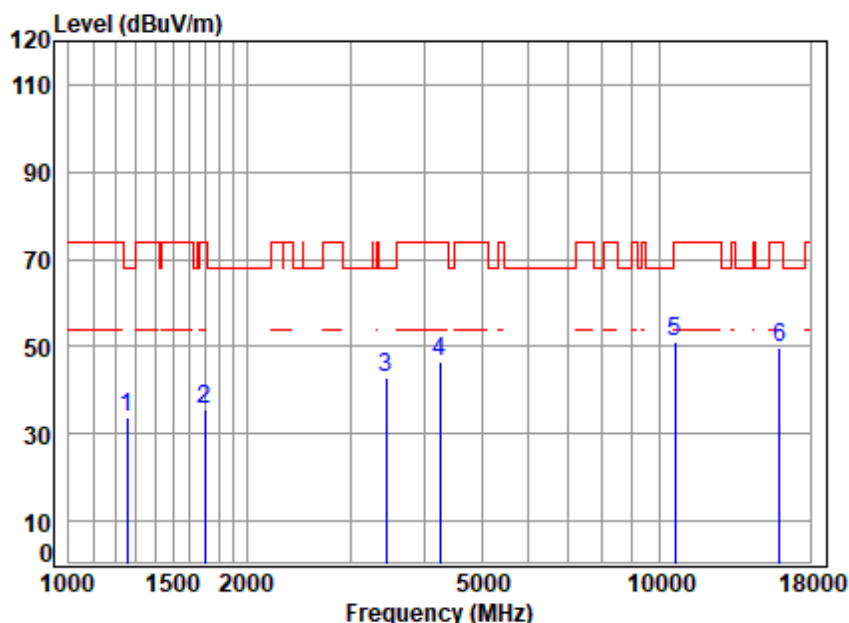
Site : chamber  
Condition: 3m VERTICAL  
Job No : 11025AT/11026AT  
Mode : 5300 TX RSE  
Note : 5G WIFI 11A

		Cable	Ant	Preamp	Read		Limit	Over	
	Freq	Loss	Factor	Factor	Level	Level	Line	Limit	Remark
	MHz	dB	dB/m	dB	dBuV	dBuV/m	dBuV/m	dB	
1	1234.909	2.83	24.74	39.78	47.98	35.77	74.00	-38.23	peak
2	1370.328	3.06	25.31	39.87	48.06	36.56	74.00	-37.44	peak
3	2990.531	4.85	30.86	40.70	49.03	44.04	68.20	-24.16	peak
4	4050.904	6.33	32.80	41.45	48.32	46.00	74.00	-28.00	peak
5	10600.000	10.62	37.72	37.42	37.82	48.74	68.20	-19.46	peak
6	15900.000	14.12	40.94	40.55	36.34	50.85	74.00	-23.15	peak





Mode:f; Polarization:Horizontal; Modulation:802.11a; bandwidth:20MHz; Channel:High

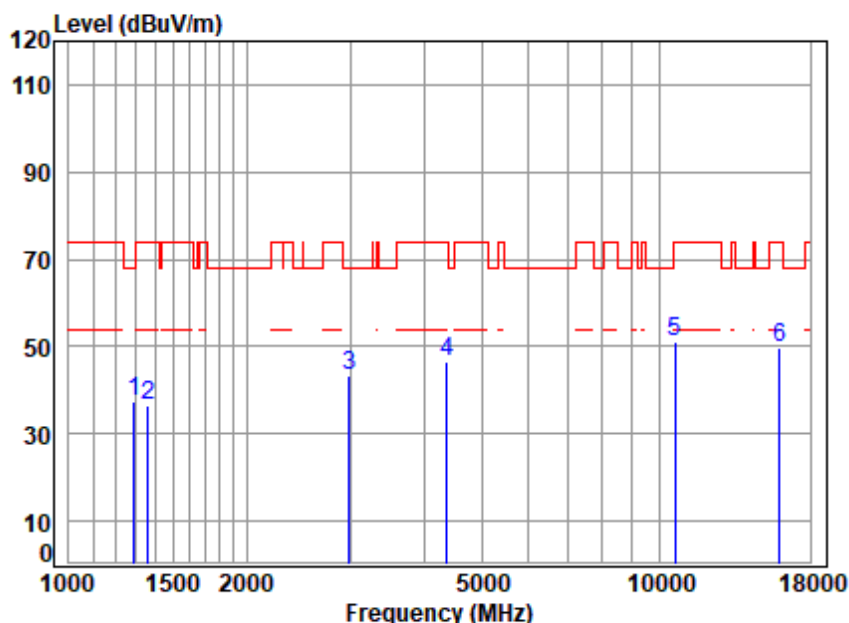


Site : chamber  
Condition: 3m HORIZONTAL  
Job No : 11025AT/11026AT  
Mode : 5320 TX RSE  
Note : 5G WIFI 11A

		Cable	Ant	Preamp	Read		Limit	Over	
	Freq	Loss	Factor	Factor	Level	Level	Line	Limit	Remark
	MHz	dB	dB/m	dB	dBuV	dBuV/m	dBuV/m	dB	
1	1256.512	2.87	24.84	39.80	45.64	33.55	68.20	-34.65	peak
2	1702.042	3.43	26.68	40.06	45.46	35.51	74.00	-38.49	peak
3	3445.535	5.45	31.62	41.04	47.01	43.04	68.20	-25.16	peak
4	4242.641	6.52	33.15	41.64	48.47	46.50	74.00	-27.50	peak
5	10640.000	10.66	37.73	37.44	40.28	51.23	74.00	-22.77	peak
6	15960.000	14.14	40.98	40.58	35.29	49.83	74.00	-24.17	peak



Mode:f; Polarization:Vertical; Modulation:802.11a; bandwidth:20MHz; Channel:High

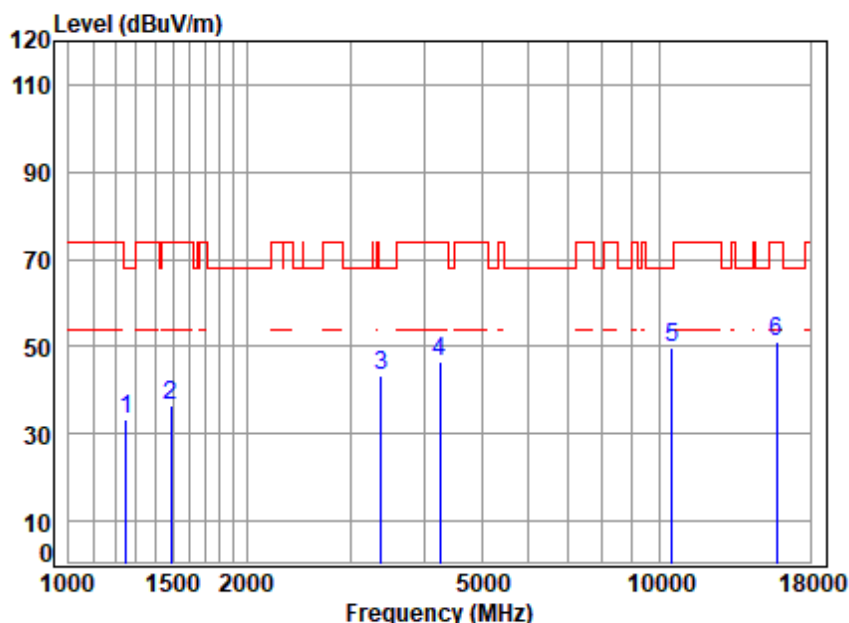


Site : chamber  
Condition: 3m VERTICAL  
Job No : 11025AT/11026AT  
Mode : 5320 TX RSE  
Note : 5G WIFI 11A

		Cable	Ant	Preamp	Read		Limit	Over	
	Freq	Loss	Factor	Factor	Level	Level	Line	Limit	Remark
	MHz	dB	dB/m	dB	dBuV	dBuV/m	dBuV/m	dB	
1	1289.627	2.92	24.98	39.82	49.14	37.22	68.20	-30.98	peak
2	1362.430	3.05	25.28	39.87	47.94	36.40	74.00	-37.60	peak
3	2990.531	4.85	30.86	40.70	48.51	43.52	68.20	-24.68	peak
4	4367.058	6.64	33.37	41.75	48.07	46.33	74.00	-27.67	peak
5	10640.000	10.66	37.73	37.44	40.34	51.29	74.00	-22.71	peak
6	15960.000	14.14	40.98	40.58	34.97	49.51	74.00	-24.49	peak



Mode:f; Polarization:Horizontal; Modulation:802.11n; bandwidth:20MHz; Channel:Low

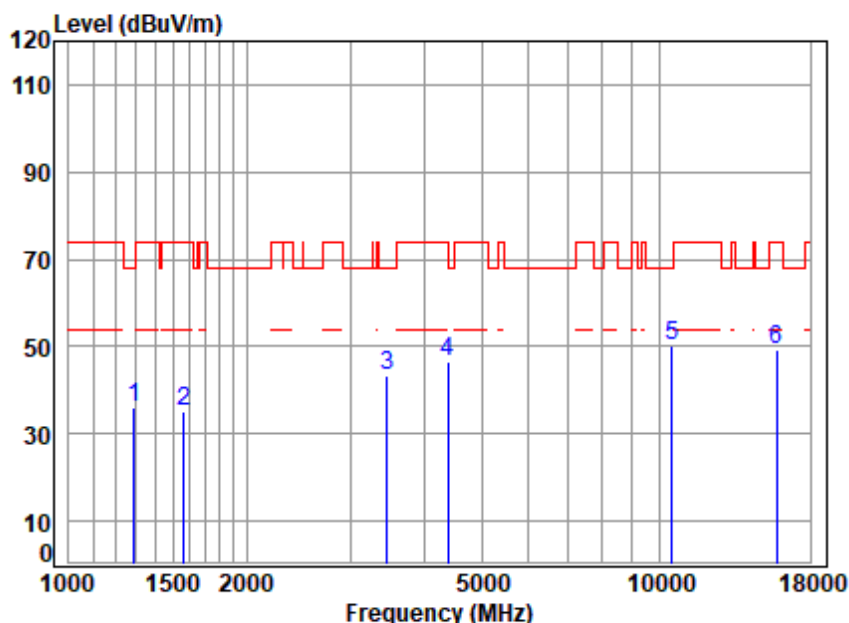


Site : chamber  
Condition: 3m HORIZONTAL  
Job No : 11025AT/11026AT  
Mode : 5260 TX RSE  
Note : 5G WIFI 11N20

		Cable	Ant	Preamp	Read		Limit	Over	
	Freq	Loss	Factor	Factor	Level	Level	Line	Limit	Remark
	MHz	dB	dB/m	dB	dBuV	dBuV/m	dBuV/m	dB	
1	1252.885	2.86	24.82	39.80	45.51	33.39	68.20	-34.81	peak
2	1490.142	3.25	25.76	39.95	47.39	36.45	74.00	-37.55	peak
3	3376.523	5.37	31.51	40.99	47.62	43.51	68.20	-24.69	peak
4	4242.641	6.52	33.15	41.64	48.40	46.43	74.00	-27.57	peak
5	10520.000	10.55	37.70	37.38	38.73	49.60	68.20	-18.60	peak
6	15780.000	14.07	40.87	40.50	36.72	51.16	74.00	-22.84	peak



Mode:f; Polarization:Vertical; Modulation:802.11n; bandwidth:20MHz; Channel:Low



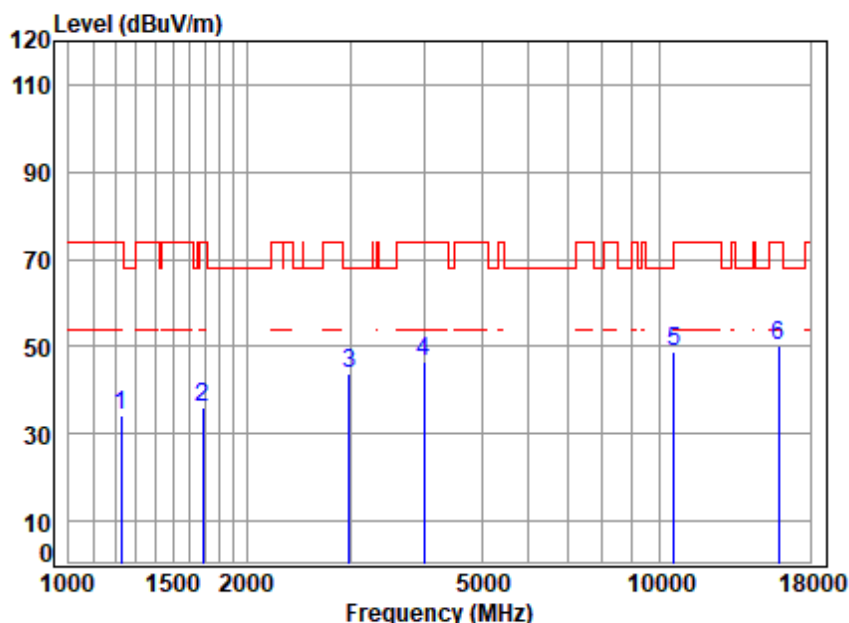
Site : chamber  
Condition: 3m VERTICAL  
Job No : 11025AT/11026AT  
Mode : 5260 TX RSE  
Note : 5G WIFI 11N20

		Cable	Ant	Preamp	Read	Limit	Over	
Freq		Loss	Factor	Factor	Level	Level	Line	Limit Remark
	MHz	dB	dB/m	dB	dBuV	dBuV/m	dBuV/m	dB
1	1289.627	2.92	24.98	39.82	47.86	35.94	68.20	-32.26 peak
2	1565.191	3.32	26.10	39.99	45.65	35.08	74.00	-38.92 peak
3	3465.510	5.48	31.65	41.05	47.30	43.38	68.20	-24.82 peak
4	4379.699	6.65	33.39	41.77	48.23	46.50	74.00	-27.50 peak
5	10520.000	10.55	37.70	37.38	39.23	50.10	68.20	-18.10 peak
6	15780.000	14.07	40.87	40.50	34.80	49.24	74.00	-24.76 peak





Mode:f; Polarization:Horizontal; Modulation:802.11n; bandwidth:20MHz; Channel:middle

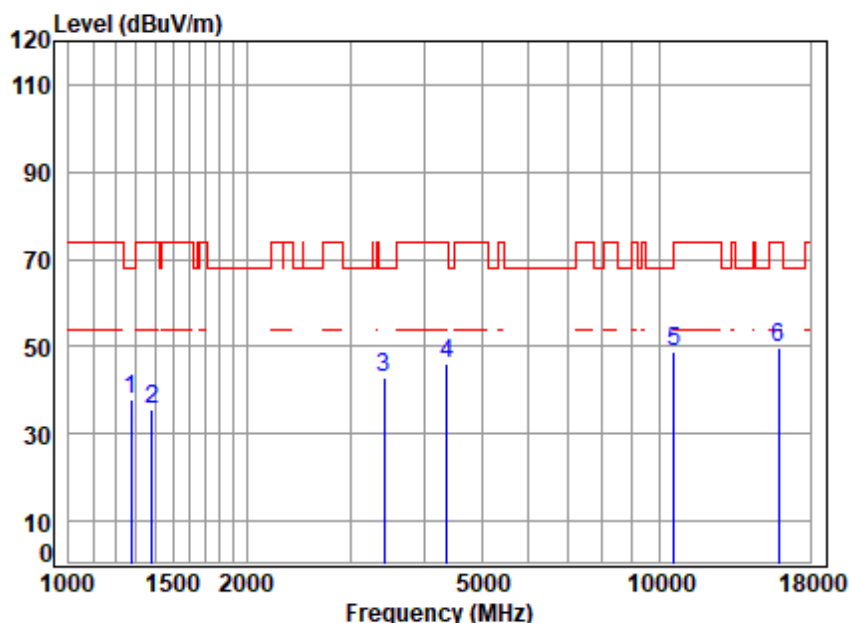


Site : chamber  
Condition: 3m HORIZONTAL  
Job No : 11025AT/11026AT  
Mode : 5300 TX RSE  
Note : 5G WIFI 11N20

		Cable	Ant	Preamp	Read		Limit	Over	
	Freq	Loss	Factor	Factor	Level	Level	Line	Limit	Remark
	MHz	dB	dB/m	dB	dBuV	dBuV/m	dBuV/m	dB	
1	1227.791	2.82	24.71	39.78	46.47	34.22	74.00	-39.78	peak
2	1687.347	3.42	26.62	40.05	45.84	35.83	74.00	-38.17	peak
3	2990.531	4.85	30.86	40.70	48.97	43.98	68.20	-24.22	peak
4	3992.781	6.27	32.69	41.40	49.11	46.67	74.00	-27.33	peak
5	10600.000	10.62	37.72	37.42	37.77	48.69	68.20	-19.51	peak
6	15900.000	14.12	40.94	40.55	35.77	50.28	74.00	-23.72	peak



Mode:f; Polarization:Vertical; Modulation:802.11n; bandwidth:20MHz; Channel:middle

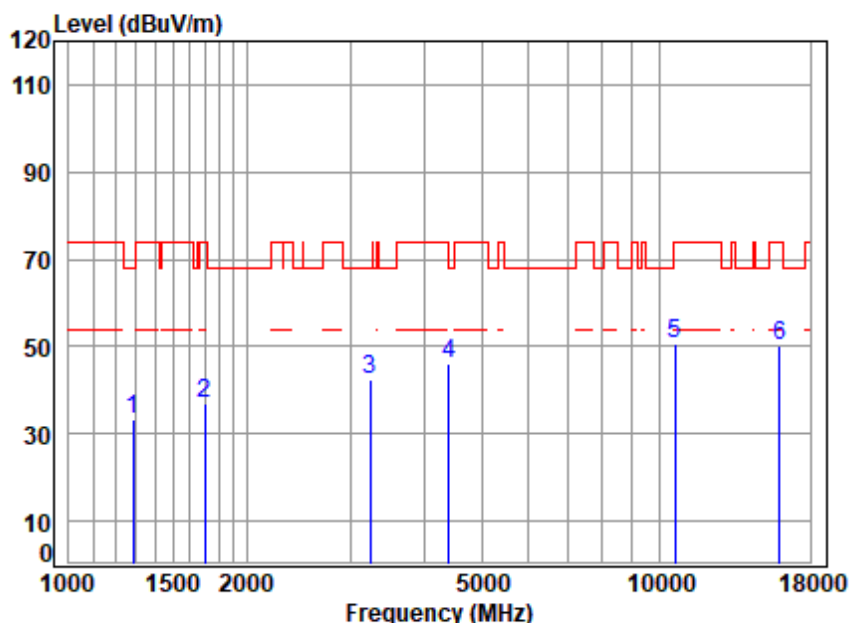


Site : chamber  
Condition: 3m VERTICAL  
Job No : 11025AT/11026AT  
Mode : 5300 TX RSE  
Note : 5G WIFI 11N20

		Cable	Ant	Preamp	Read		Limit	Over	
	Freq	Loss	Factor	Factor	Level	Level	Line	Limit	Remark
	MHz	dB	dB/m	dB	dBuV	dBuV/m	dBuV/m	dB	
1	1274.802	2.90	24.92	39.81	49.90	37.91	68.20	-30.29	peak
2	1386.264	3.08	25.37	39.88	47.05	35.62	74.00	-38.38	peak
3	3415.787	5.42	31.57	41.02	47.06	43.03	68.20	-25.17	peak
4	4367.058	6.64	33.37	41.75	47.87	46.13	74.00	-27.87	peak
5	10600.000	10.62	37.72	37.42	37.70	48.62	68.20	-19.58	peak
6	15900.000	14.12	40.94	40.55	35.07	49.58	74.00	-24.42	peak



Mode:f; Polarization:Horizontal; Modulation:802.11n; bandwidth:20MHz; Channel:High

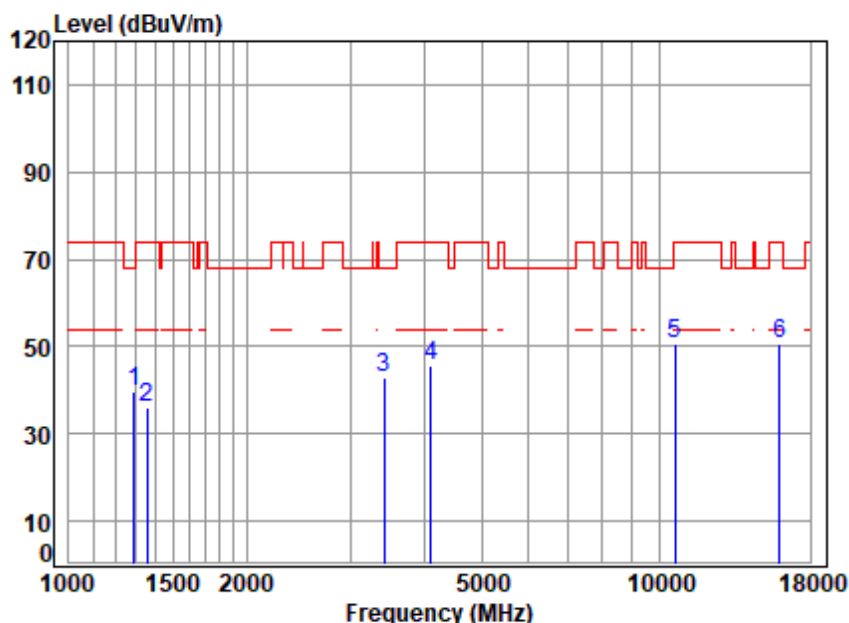


Site : chamber  
Condition: 3m HORIZONTAL  
Job No : 11025AT/11026AT  
Mode : 5320 TX RSE  
Note : 5G WIFI 11N20

		Cable	Ant	Preamp	Read		Limit	Over	
	Freq	Loss	Factor	Factor	Level	Level	Line	Limit	Remark
	MHz	dB	dB/m	dB	dBuV	dBuV/m	dBuV/m	dB	
1	1285.904	2.92	24.96	39.82	45.38	33.44	68.20	-34.76	peak
2	1702.042	3.43	26.68	40.06	46.95	37.00	74.00	-37.00	peak
3	3233.260	5.18	31.29	40.88	46.95	42.54	68.20	-25.66	peak
4	4405.090	6.67	33.44	41.79	47.85	46.17	68.20	-22.03	peak
5	10640.000	10.66	37.73	37.44	39.80	50.75	74.00	-23.25	peak
6	15960.000	14.14	40.98	40.58	35.69	50.23	74.00	-23.77	peak



Mode:f; Polarization:Vertical; Modulation:802.11n; bandwidth:20MHz; Channel:High



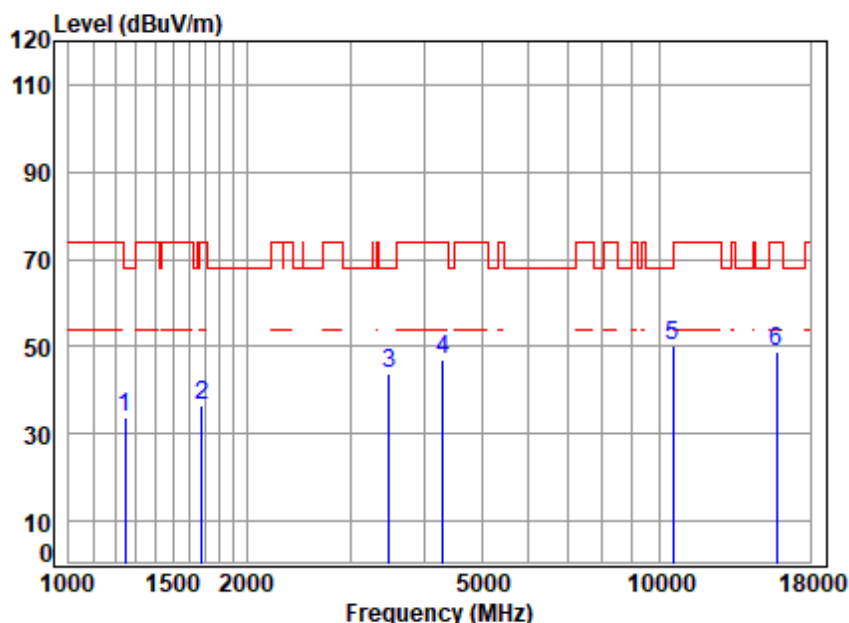
Site : chamber  
Condition: 3m VERTICAL  
Job No : 11025AT/11026AT  
Mode : 5320 TX RSE  
Note : 5G WIFI 11N20

		Cable	Ant	Preamp	Read		Limit	Over	
	Freq	Loss	Factor	Factor	Level	Level	Line	Limit	Remark
	MHz	dB	dB/m	dB	dBuV	dBuV/m	dBuV/m	dB	
1	1289.627	2.92	24.98	39.82	51.39	39.47	68.20	-28.73	peak
2	1354.577	3.03	25.25	39.86	47.74	36.16	74.00	-37.84	peak
3	3415.787	5.42	31.57	41.02	47.11	43.08	68.20	-25.12	peak
4	4109.872	6.39	32.91	41.51	47.99	45.78	74.00	-28.22	peak
5	10640.000	10.66	37.73	37.44	39.58	50.53	74.00	-23.47	peak
6	15960.000	14.14	40.98	40.58	35.98	50.52	74.00	-23.48	peak





Mode:f; Polarization:Horizontal; Modulation:802.11n; bandwidth:40MHz; Channel:Low

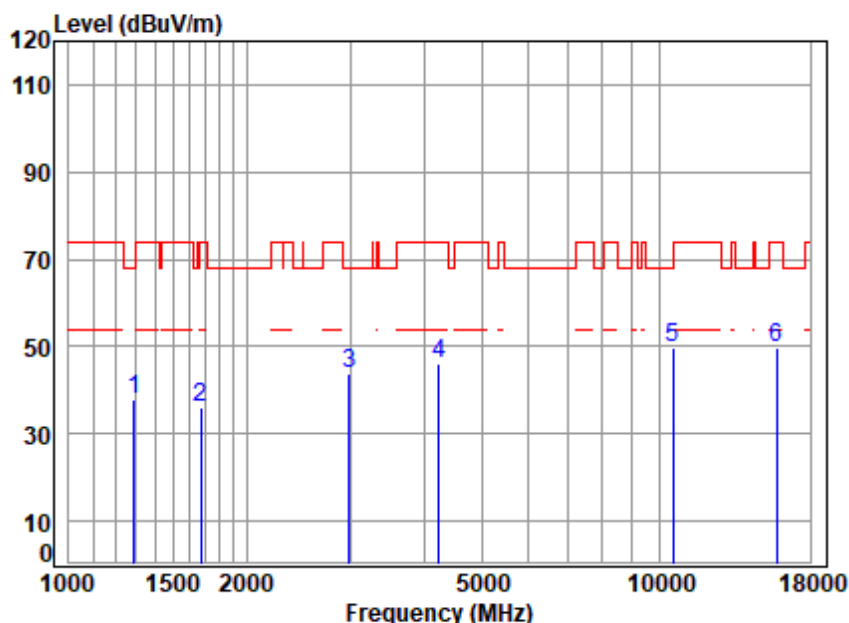


Site : chamber  
Condition: 3m HORIZONTAL  
Job No : 11025AT/11026AT  
Mode : 5270 TX RSE  
Note : 5G WIFI 11N40

		Cable	Ant	Preamp	Read		Limit	Over	
	Freq	Loss	Factor	Factor	Level	Level	Line	Limit	Remark
	MHz	dB	dB/m	dB	dBuV	dBuV/m	dBuV/m	dB	
1	1245.663	2.85	24.79	39.79	45.87	33.72	68.20	-34.48	peak
2	1677.621	3.41	26.58	40.05	46.50	36.44	74.00	-37.56	peak
3	3485.601	5.50	31.68	41.07	47.51	43.62	68.20	-24.58	peak
4	4304.400	6.58	33.26	41.70	48.82	46.96	74.00	-27.04	peak
5	10540.000	10.57	37.71	37.39	39.17	50.06	68.20	-18.14	peak
6	15810.000	14.08	40.89	40.51	34.58	49.04	74.00	-24.96	peak



Mode:f; Polarization:Vertical; Modulation:802.11n; bandwidth:40MHz; Channel:Low



Site : chamber  
Condition: 3m VERTICAL  
Job No : 11025AT/11026AT  
Mode : 5270 TX RSE  
Note : 5G WIFI 11N40

		Cable	Ant	Preamp	Read		Limit	Over	
	Freq	Loss	Factor	Factor	Level	Level	Line	Limit	Remark
	MHz	dB	dB/m	dB	dBuV	dBuV/m	dBuV/m	dB	
1	1289.627	2.92	24.98	39.82	49.86	37.94	68.20	-30.26	peak
2	1672.779	3.41	26.56	40.05	45.91	35.83	74.00	-38.17	peak
3	2990.531	4.85	30.86	40.70	48.96	43.97	68.20	-24.23	peak
4	4230.396	6.51	33.13	41.63	48.07	46.08	74.00	-27.92	peak
5	10540.000	10.57	37.71	37.39	38.97	49.86	68.20	-18.34	peak
6	15810.000	14.08	40.89	40.51	35.41	49.87	74.00	-24.13	peak

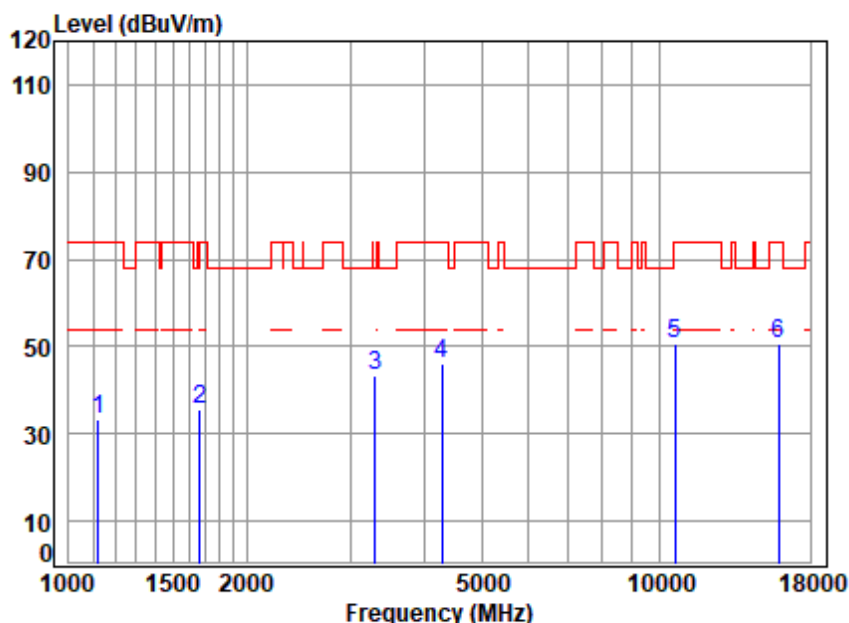


SGS-CSTC Standards Technical Services Co., Ltd.  
Shenzhen Branch

Unless otherwise agreed in writing, this document is issued by the Company subject to its General Conditions of Service printed overleaf, available on request or accessible at <http://www.sgs.com/en/Terms-and-Conditions.aspx> and, for electronic format documents, subject to Terms and Conditions for Electronic Documents at <http://www.sgs.com/en/Terms-and-Conditions/Terms-e-Documents.aspx>. Attention is drawn to the limitation of liability, indemnification and jurisdiction issues defined therein. Any holder of this document is advised that information contained hereon reflects the Company's findings at the time of its intervention only and within the limits of Client's instructions, if any. The Company's sole responsibility is to its Client and this document does not exonerate parties to a transaction from exercising all their rights and obligations under the transaction documents. This document cannot be reproduced except in full, without prior written approval of the Company. Any unauthorized alteration, forgery or falsification of the content or appearance of this document is unlawful and offenders may be prosecuted to the fullest extent of the law. Unless otherwise stated the results shown in this test report refer only to the sample(s) tested and such sample(s) are retained for 30 days only.  
Attention: To check the authenticity of testing /inspection report and certificate, please contact us at telephone: (86-755) 8307 1443, or email: [CN.Doccheck@sgs.com](mailto:CN.Doccheck@sgs.com)

No.1 Workshop, M-10, Middle Section, Science & Technology Park, Shenzhen, China 518057 t (86-755) 26012053 f (86-755) 26710594 www.sgs.com.cn  
中国·深圳·科技园中区M-10栋一号厂房 邮编: 518057 t (86-755) 26012053 f (86-755) 26710594 sgs.china@sgs.com

Mode:f; Polarization:Horizontal; Modulation:802.11n; bandwidth:40MHz; Channel:High

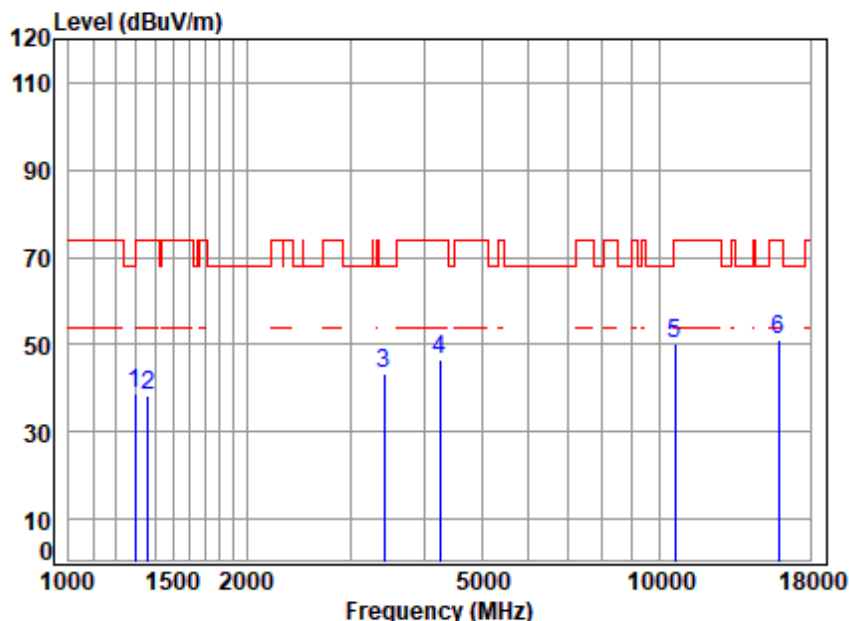


Site : chamber  
Condition: 3m HORIZONTAL  
Job No : 11025AT/11026AT  
Mode : 5310 TX RSE  
Note : 5G WIFI 11N40

		Cable	Ant	Preamp	Read	Limit	Over	
	Freq	Loss	Factor	Factor	Level	Level	Line	Limit Remark
	MHz	dB	dB/m	dB	dBuV	dBuV/m	dBuV/m	dB
1	1122.563	2.62	24.23	39.70	46.32	33.47	74.00	-40.53 peak
2	1667.951	3.40	26.54	40.04	45.55	35.45	74.00	-38.55 peak
3	3299.344	5.27	31.39	40.93	47.55	43.28	68.20	-24.92 peak
4	4279.589	6.56	33.22	41.67	47.96	46.07	74.00	-27.93 peak
5	10620.000	10.64	37.72	37.43	39.86	50.79	74.00	-23.21 peak
6	15930.000	14.13	40.96	40.57	36.09	50.61	74.00	-23.39 peak



Mode:f; Polarization:Vertical; Modulation:802.11n; bandwidth:40MHz; Channel:High



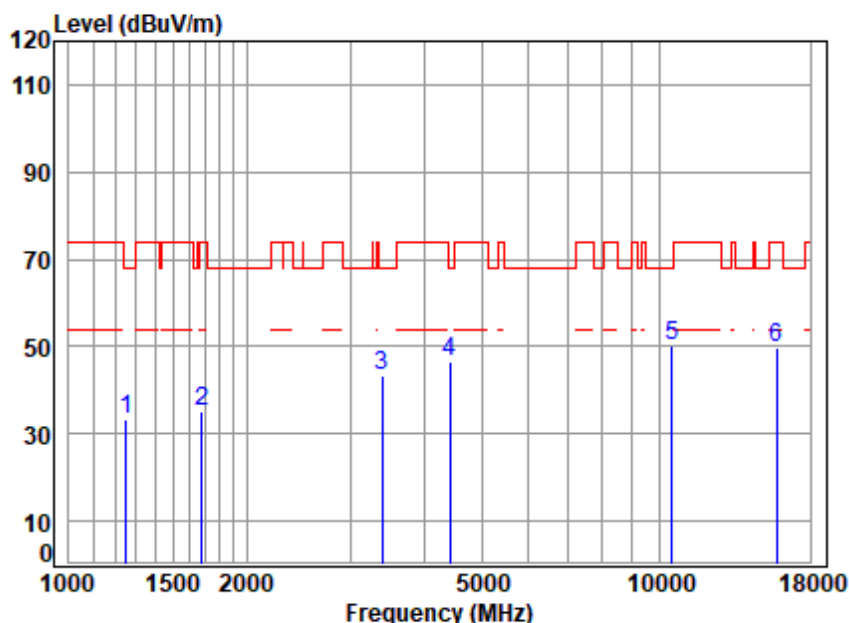
Site : chamber  
Condition: 3m VERTICAL  
Job No : 11025AT/11026AT  
Mode : 5310 TX RSE  
Note : 5G WIFI 11N40

		Cable	Ant	Preamp	Read	Limit	Over	
	Freq	Loss	Factor	Factor	Level	Level	Line	Limit Remark
	MHz	dB	dB/m	dB	dBuV	dBuV/m	dBuV/m	dB
1	1297.103	2.94	25.01	39.83	50.54	38.66	68.20	-29.54 peak
2	1362.430	3.05	25.28	39.87	49.96	38.42	74.00	-35.58 peak
3	3425.675	5.43	31.59	41.02	47.39	43.39	68.20	-24.81 peak
4	4254.921	6.53	33.17	41.65	48.66	46.71	74.00	-27.29 peak
5	10620.000	10.64	37.72	37.43	39.07	50.00	74.00	-24.00 peak
6	15930.000	14.13	40.96	40.57	36.71	51.23	74.00	-22.77 peak





Mode:f; Polarization:Horizontal; Modulation:802.11ac; bandwidth:20MHz; Channel:Low

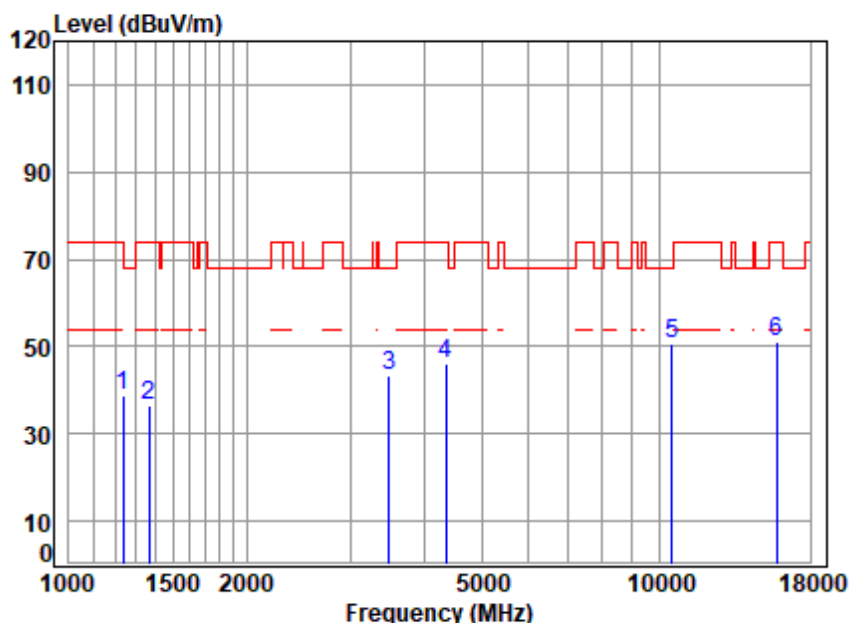


Site : chamber  
Condition: 3m HORIZONTAL  
Job No : 11025AT/11026AT  
Mode : 5260 TX RSE  
Note : 5G WIFI 11AC20

		Cable	Ant	Preamp	Read		Limit	Over	
	Freq	Loss	Factor	Factor	Level	Level	Line	Limit	Remark
	MHz	dB	dB/m	dB	dBuV	dBuV/m	dBuV/m	dB	
1	1249.269	2.85	24.81	39.79	45.38	33.25	68.20	-34.95	peak
2	1677.621	3.41	26.58	40.05	45.11	35.05	74.00	-38.95	peak
3	3396.098	5.39	31.54	41.00	47.49	43.42	68.20	-24.78	peak
4	4417.841	6.68	33.46	41.80	48.12	46.46	68.20	-21.74	peak
5	10520.000	10.55	37.70	37.38	39.11	49.98	68.20	-18.22	peak
6	15780.000	14.07	40.87	40.50	35.32	49.76	74.00	-24.24	peak



Mode:f; Polarization:Vertical; Modulation:802.11ac; bandwidth:20MHz; Channel:Low

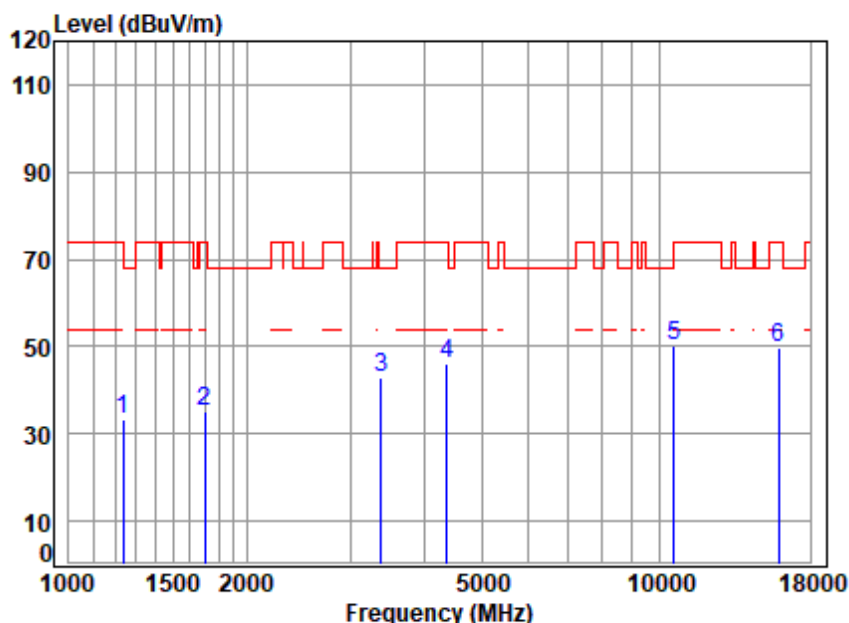


Site : chamber  
Condition: 3m VERTICAL  
Job No : 11025AT/11026AT  
Mode : 5260 TX RSE  
Note : 5G WIFI 11AC20

		Cable	Ant	Preamp	Read		Limit	Over	
	Freq	Loss	Factor	Factor	Level	Level	Line	Limit	Remark
	MHz	dB	dB/m	dB	dBuV	dBuV/m	dBuV/m	dB	
1	1238.483	2.83	24.76	39.79	51.11	38.91	74.00	-35.09	peak
2	1366.374	3.05	25.29	39.87	48.20	36.67	74.00	-37.33	peak
3	3485.601	5.50	31.68	41.07	47.42	43.53	68.20	-24.67	peak
4	4354.454	6.63	33.35	41.74	47.90	46.14	74.00	-27.86	peak
5	10520.000	10.55	37.70	37.38	39.72	50.59	68.20	-17.61	peak
6	15780.000	14.07	40.87	40.50	36.77	51.21	74.00	-22.79	peak



Mode:f; Polarization:Horizontal; Modulation:802.11ac; bandwidth:20MHz; Channel:middle

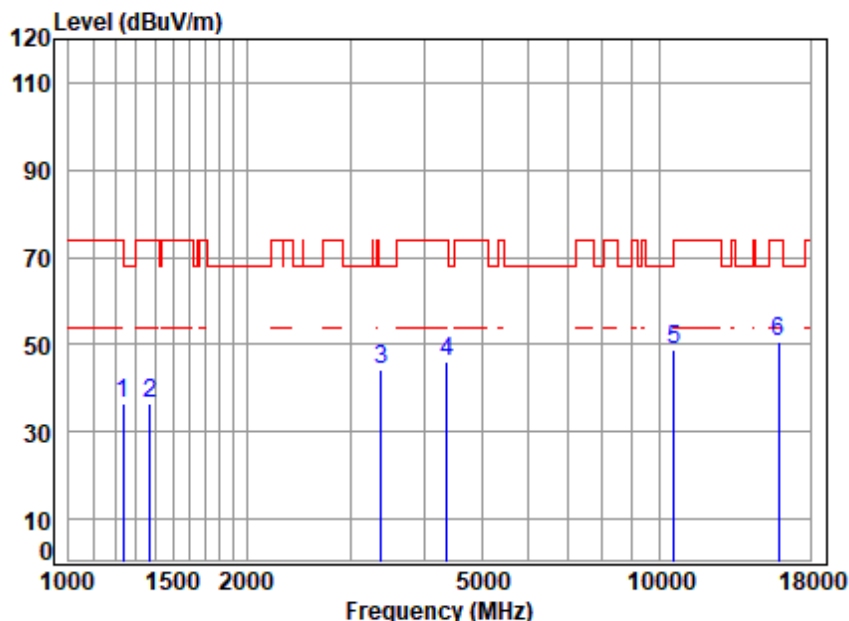


Site : chamber  
Condition: 3m HORIZONTAL  
Job No : 11025AT/11026AT  
Mode : 5300 TX RSE  
Note : 5G WIFI 11AC20

		Cable	Ant	Preamp	Read		Limit	Over	
	Freq	Loss	Factor	Factor	Level	Level	Line	Limit	Remark
	MHz	dB	dB/m	dB	dBuV	dBuV/m	dBuV/m	dB	
1	1234.909	2.83	24.74	39.78	45.40	33.19	74.00	-40.81	peak
2	1702.042	3.43	26.68	40.06	45.23	35.28	74.00	-38.72	peak
3	3386.297	5.38	31.53	40.99	46.91	42.83	68.20	-25.37	peak
4	4367.058	6.64	33.37	41.75	47.86	46.12	74.00	-27.88	peak
5	10600.000	10.62	37.72	37.42	39.14	50.06	68.20	-18.14	peak
6	15900.000	14.12	40.94	40.55	35.31	49.82	74.00	-24.18	peak



Mode:f; Polarization:Vertical; Modulation:802.11ac; bandwidth:20MHz; Channel:middle



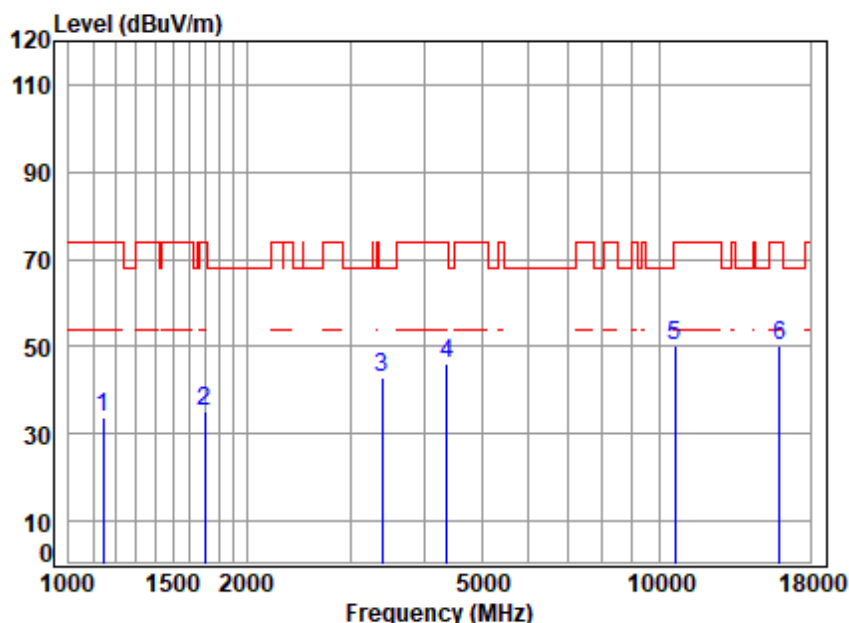
Site : chamber  
Condition: 3m VERTICAL  
Job No : 11025AT/11026AT  
Mode : 5300 TX RSE  
Note : 5G WIFI 11AC20

		Cable	Ant	Preamp	Read		Limit	Over	
	Freq	Loss	Factor	Factor	Level	Level	Line	Limit	Remark
	MHz	dB	dB/m	dB	dBuV	dBuV/m	dBuV/m	dB	
1	1234.909	2.83	24.74	39.78	48.58	36.37	74.00	-37.63	peak
2	1370.328	3.06	25.31	39.87	47.90	36.40	74.00	-37.60	peak
3	3376.523	5.37	31.51	40.99	48.16	44.05	68.20	-24.15	peak
4	4367.058	6.64	33.37	41.75	47.76	46.02	74.00	-27.98	peak
5	10600.000	10.62	37.72	37.42	37.88	48.80	68.20	-19.40	peak
6	15900.000	14.12	40.94	40.55	36.24	50.75	74.00	-23.25	peak





Mode:f; Polarization:Horizontal; Modulation:802.11ac; bandwidth:20MHz; Channel:High

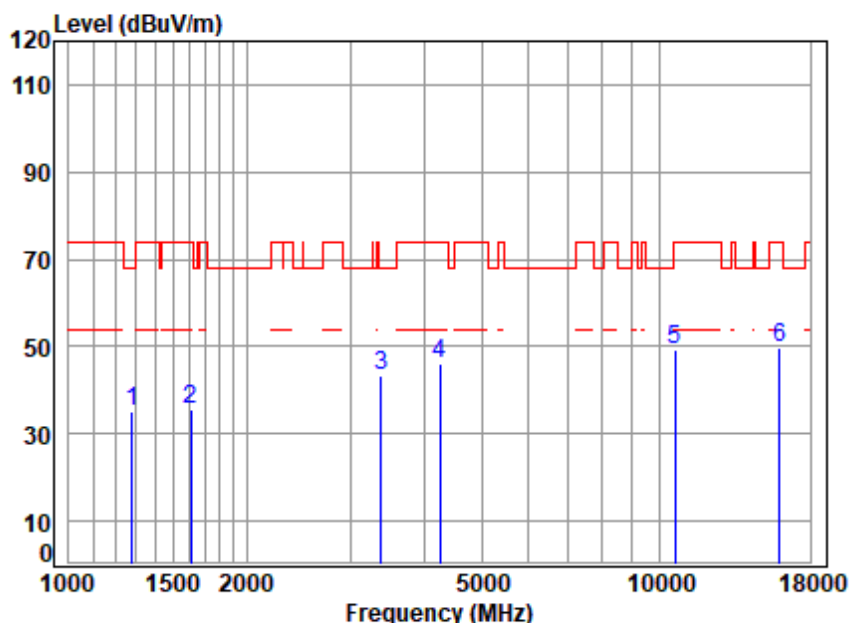


Site : chamber  
Condition: 3m HORIZONTAL  
Job No : 11025AT/11026AT  
Mode : 5320 TX RSE  
Note : 5G WIFI 11AC20

		Cable	Ant	Preamp	Read		Limit	Over	
	Freq	Loss	Factor	Factor	Level	Level	Line	Limit	Remark
	MHz	dB	dB/m	dB	dBuV	dBuV/m	dBuV/m	dB	
1	1145.507	2.66	24.34	39.72	46.59	33.87	74.00	-40.13	peak
2	1697.129	3.43	26.66	40.06	45.24	35.27	74.00	-38.73	peak
3	3396.098	5.39	31.54	41.00	46.86	42.79	68.20	-25.41	peak
4	4367.058	6.64	33.37	41.75	47.93	46.19	74.00	-27.81	peak
5	10640.000	10.66	37.73	37.44	39.20	50.15	74.00	-23.85	peak
6	15960.000	14.14	40.98	40.58	35.43	49.97	74.00	-24.03	peak



Mode:f; Polarization:Vertical; Modulation:802.11ac; bandwidth:20MHz; Channel:High

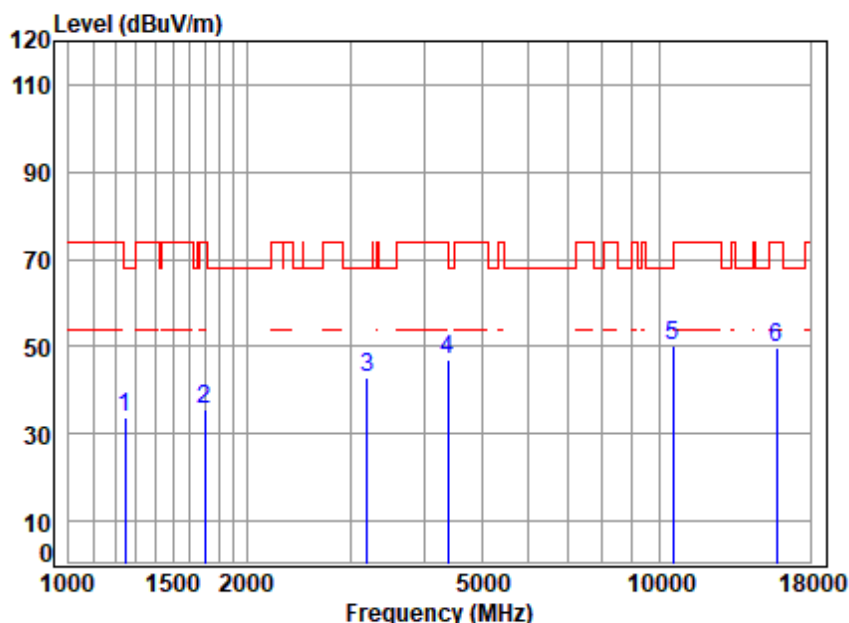


Site : chamber  
Condition: 3m VERTICAL  
Job No : 11025AT/11026AT  
Mode : 5320 TX RSE  
Note : 5G WIFI 11AC20

		Cable	Ant	Preamp	Read		Limit	Over	
	Freq	Loss	Factor	Factor	Level	Level	Line	Limit	Remark
	MHz	dB	dB/m	dB	dBuV	dBuV/m	dBuV/m	dB	
1	1282.193	2.91	24.95	39.82	46.88	34.92	68.20	-33.28	peak
2	1611.091	3.36	26.30	40.01	45.96	35.61	74.00	-38.39	peak
3	3376.523	5.37	31.51	40.99	47.41	43.30	68.20	-24.90	peak
4	4242.641	6.52	33.15	41.64	48.02	46.05	74.00	-27.95	peak
5	10640.000	10.66	37.73	37.44	38.30	49.25	74.00	-24.75	peak
6	15960.000	14.14	40.98	40.58	35.15	49.69	74.00	-24.31	peak



Mode:f; Polarization:Horizontal; Modulation:802.11ac; bandwidth:40MHz; Channel:Low

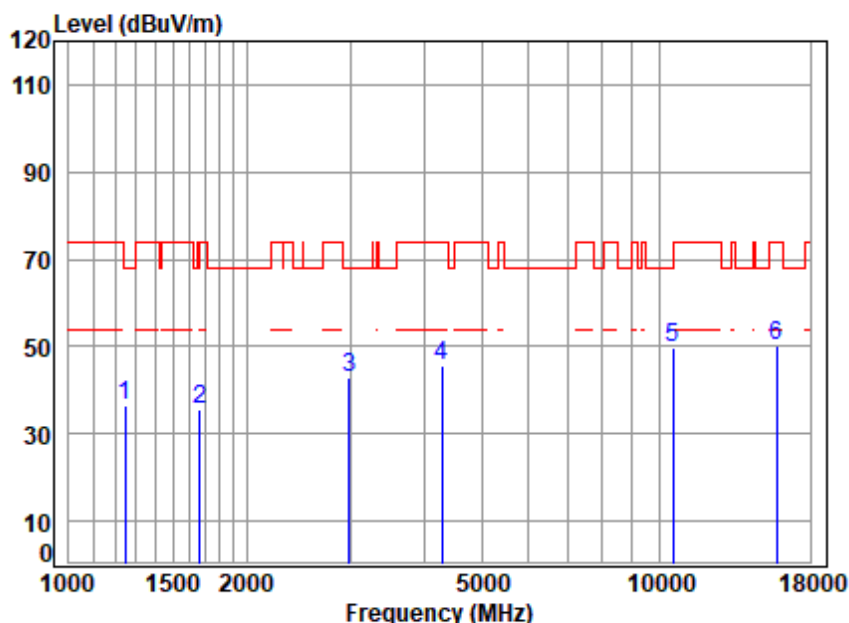


Site : chamber  
Condition: 3m HORIZONTAL  
Job No : 11025AT/11026AT  
Mode : 5270 TX RSE  
Note : 5G WIFI 11AC40

		Cable	Ant	Preamp	Read		Limit	Over	
	Freq	Loss	Factor	Factor	Level	Level	Line	Limit	Remark
	MHz	dB	dB/m	dB	dBuV	dBuV/m	dBuV/m	dB	
1	1245.663	2.85	24.79	39.79	45.74	33.59	68.20	-34.61	peak
2	1697.129	3.43	26.66	40.06	45.73	35.76	74.00	-38.24	peak
3	3205.345	5.14	31.24	40.86	47.49	43.01	68.20	-25.19	peak
4	4379.699	6.65	33.39	41.77	48.76	47.03	74.00	-26.97	peak
5	10540.000	10.57	37.71	37.39	39.47	50.36	68.20	-17.84	peak
6	15810.000	14.08	40.89	40.51	35.08	49.54	74.00	-24.46	peak



Mode:f; Polarization:Vertical; Modulation:802.11ac; bandwidth:40MHz; Channel:Low



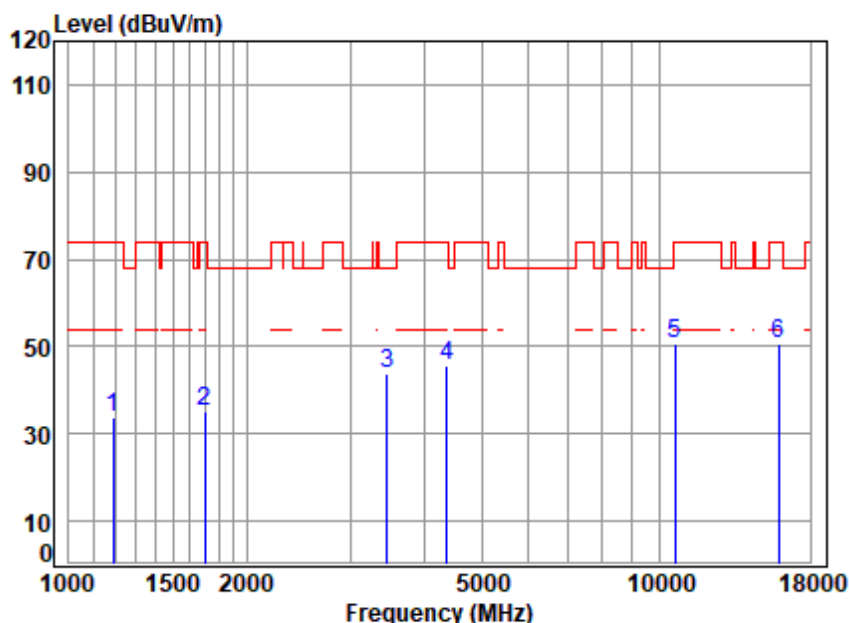
Site : chamber  
Condition: 3m VERTICAL  
Job No : 11025AT/11026AT  
Mode : 5270 TX RSE  
Note : 5G WIFI 11AC40

		Cable	Ant	Preamp	Read		Limit	Over	
	Freq	Loss	Factor	Factor	Level	Level	Line	Limit	Remark
	MHz	dB	dB/m	dB	dBuV	dBuV/m	dBuV/m	dB	
1	1245.663	2.85	24.79	39.79	48.67	36.52	68.20	-31.68	peak
2	1667.951	3.40	26.54	40.04	45.82	35.72	74.00	-38.28	peak
3	2990.531	4.85	30.86	40.70	48.02	43.03	68.20	-25.17	peak
4	4279.589	6.56	33.22	41.67	47.50	45.61	74.00	-28.39	peak
5	10540.000	10.57	37.71	37.39	38.77	49.66	68.20	-18.54	peak
6	15810.000	14.08	40.89	40.51	35.70	50.16	74.00	-23.84	peak





Mode:f; Polarization:Horizontal; Modulation:802.11ac; bandwidth:40MHz; Channel:High

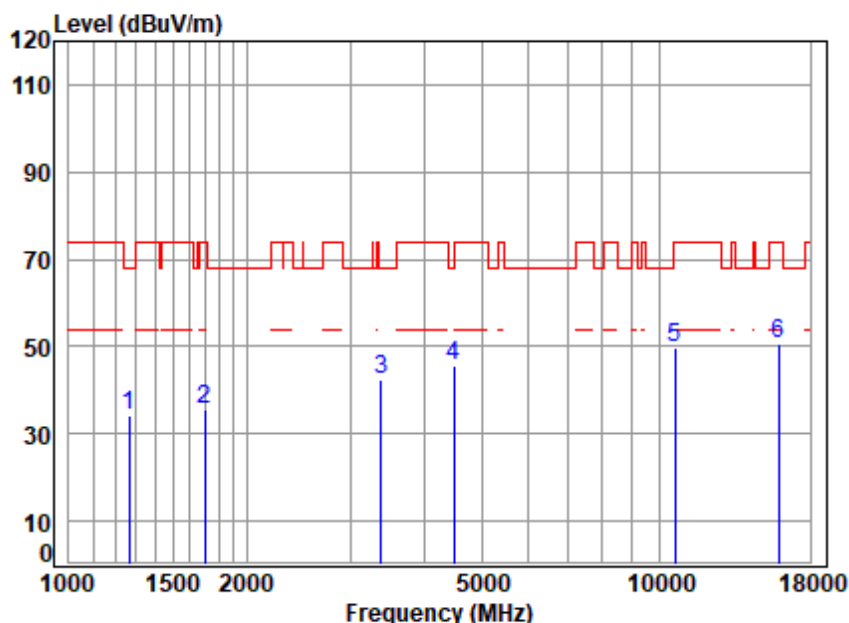


Site : chamber  
Condition: 3m HORIZONTAL  
Job No : 11025AT/11026AT  
Mode : 5310 TX RSE  
Note : 5G WIFI 11AC40

		Cable	Ant	Preamp	Read		Limit	Over	
	Freq	Loss	Factor	Factor	Level	Level	Line	Limit	Remark
	MHz	dB	dB/m	dB	dBuV	dBuV/m	dBuV/m	dB	
1	1189.368	2.74	24.54	39.75	46.12	33.65	74.00	-40.35	peak
2	1702.042	3.43	26.68	40.06	45.16	35.21	74.00	-38.79	peak
3	3465.510	5.48	31.65	41.05	47.61	43.69	68.20	-24.51	peak
4	4367.058	6.64	33.37	41.75	47.31	45.57	74.00	-28.43	peak
5	10620.000	10.64	37.72	37.43	39.80	50.73	74.00	-23.27	peak
6	15930.000	14.13	40.96	40.57	36.08	50.60	74.00	-23.40	peak



Mode:f; Polarization:Vertical; Modulation:802.11ac; bandwidth:40MHz; Channel:High

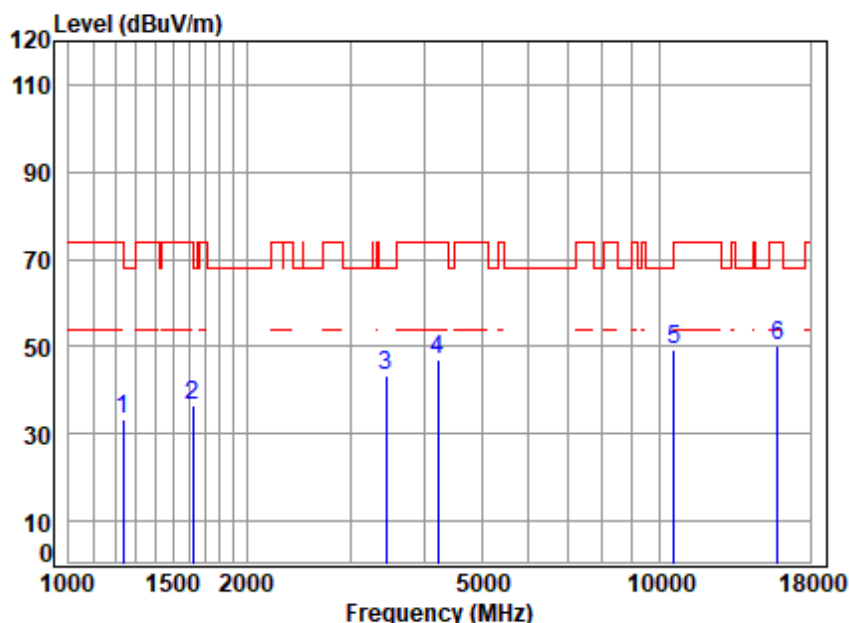


Site : chamber  
Condition: 3m VERTICAL  
Job No : 11025AT/11026AT  
Mode : 5310 TX RSE  
Note : 5G WIFI 11AC40

		Cable	Ant	Preamp	Read		Limit	Over	
	Freq	Loss	Factor	Factor	Level	Level	Line	Limit	Remark
	MHz	dB	dB/m	dB	dBuV	dBuV/m	dBuV/m	dB	
1	1267.454	2.89	24.89	39.81	46.34	34.31	68.20	-33.89	peak
2	1702.042	3.43	26.68	40.06	45.47	35.52	74.00	-38.48	peak
3	3376.523	5.37	31.51	40.99	46.76	42.65	68.20	-25.55	peak
4	4482.150	6.74	33.57	41.86	47.34	45.79	68.20	-22.41	peak
5	10620.000	10.64	37.72	37.43	38.80	49.73	74.00	-24.27	peak
6	15930.000	14.13	40.96	40.57	36.16	50.68	74.00	-23.32	peak



Mode:f; Polarization:Horizontal; Modulation:802.11ac; bandwidth:80MHz; Channel:middle

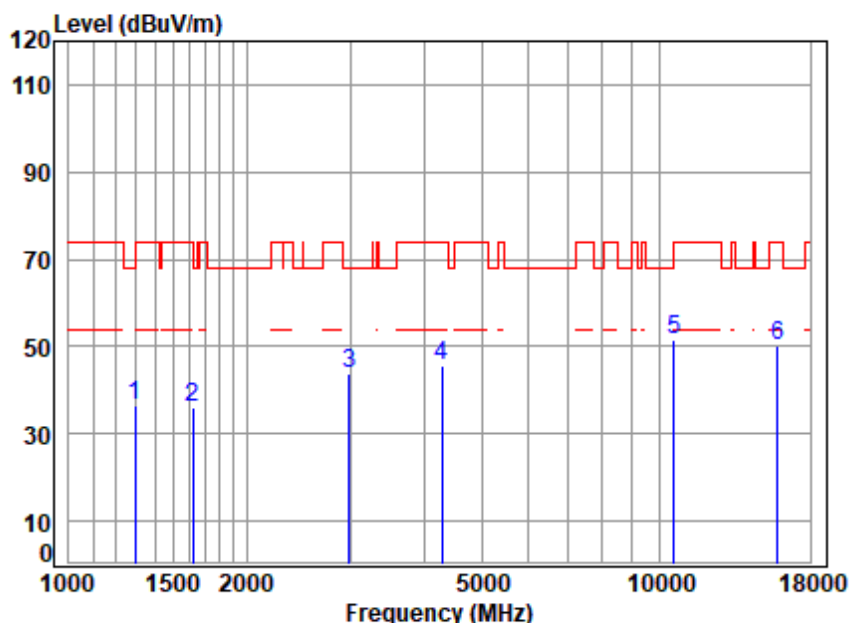


Site : chamber  
Condition: 3m HORIZONTAL  
Job No : 11025AT/11026AT  
Mode : 5290 TX RSE  
Note : 5G WIFI 11AC80

		Cable	Ant	Preamp	Read		Limit	Over	
	Freq	Loss	Factor	Factor	Level	Level	Line	Limit	Remark
	MHz	dB	dB/m	dB	dBuV	dBuV/m	dBuV/m	dB	
1	1238.483	2.83	24.76	39.79	45.52	33.32	74.00	-40.68	peak
2	1620.431	3.36	26.34	40.02	46.98	36.66	74.00	-37.34	peak
3	3445.535	5.45	31.62	41.04	47.17	43.20	68.20	-25.00	peak
4	4218.186	6.50	33.11	41.61	49.05	47.05	74.00	-26.95	peak
5	10580.000	10.60	37.72	37.41	38.55	49.46	68.20	-18.74	peak
6	15870.000	14.11	40.92	40.54	35.86	50.35	74.00	-23.65	peak



Mode:f; Polarization:Vertical; Modulation:802.11ac; bandwidth:80MHz; Channel:middle



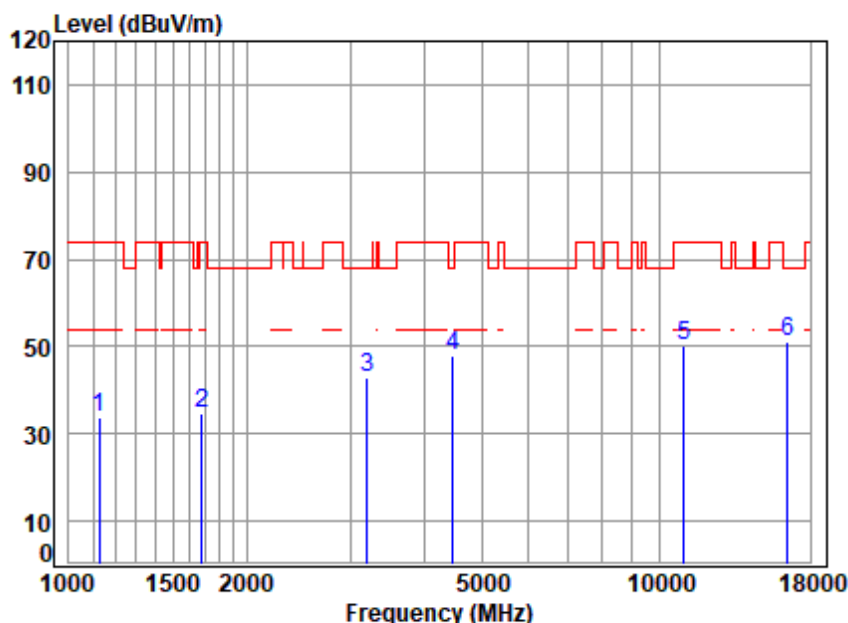
Site : chamber  
Condition: 3m VERTICAL  
Job No : 11025AT/11026AT  
Mode : 5290 TX RSE  
Note : 5G WIFI 11AC80

		Cable	Ant	Preamp	Read		Limit	Over	
	Freq	Loss	Factor	Factor	Level	Level	Line	Limit	Remark
	MHz	dB	dB/m	dB	dBuV	dBuV/m	dBuV/m	dB	
1	1297.103	2.94	25.01	39.83	48.54	36.66	68.20	-31.54	peak
2	1620.431	3.36	26.34	40.02	46.58	36.26	74.00	-37.74	peak
3	2990.531	4.85	30.86	40.70	48.94	43.95	68.20	-24.25	peak
4	4279.589	6.56	33.22	41.67	47.56	45.67	74.00	-28.33	peak
5	10580.000	10.60	37.72	37.41	40.53	51.44	68.20	-16.76	peak
6	15870.000	14.11	40.92	40.54	35.69	50.18	74.00	-23.82	peak





Mode:g; Polarization:Horizontal; Modulation:802.11a; bandwidth:20MHz; Channel:Low

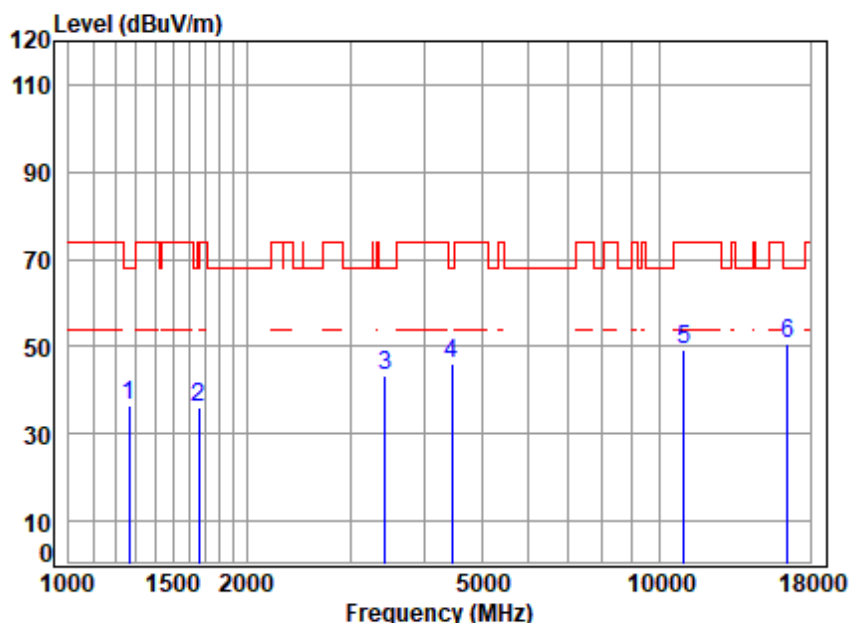


Site : chamber  
Condition: 3m HORIZONTAL  
Job No : 11025AT/11026AT  
Mode : 5500 TX RSE  
Note : 5G WIFI 11A

	Freq	Cable Loss	Ant Factor	Preamp Factor	Read Level	Level	Limit	Over	Remark
	MHz	dB	dB/m	dB	dBuV	dBuV/m	dBuV/m	dB	
1	1125.813	2.62	24.24	39.70	46.41	33.57	74.00	-40.43	peak
2	1677.621	3.41	26.58	40.05	44.82	34.76	74.00	-39.24	peak
3	3196.094	5.13	31.23	40.85	47.55	43.06	68.20	-25.14	peak
4	4469.214	6.73	33.55	41.85	49.66	48.09	68.20	-20.11	peak
5	11000.000	10.97	37.80	37.62	38.92	50.07	74.00	-23.93	peak
6	16500.000	14.82	42.20	40.47	34.72	51.27	68.20	-16.93	peak



Mode:g; Polarization:Vertical; Modulation:802.11a; bandwidth:20MHz; Channel:Low

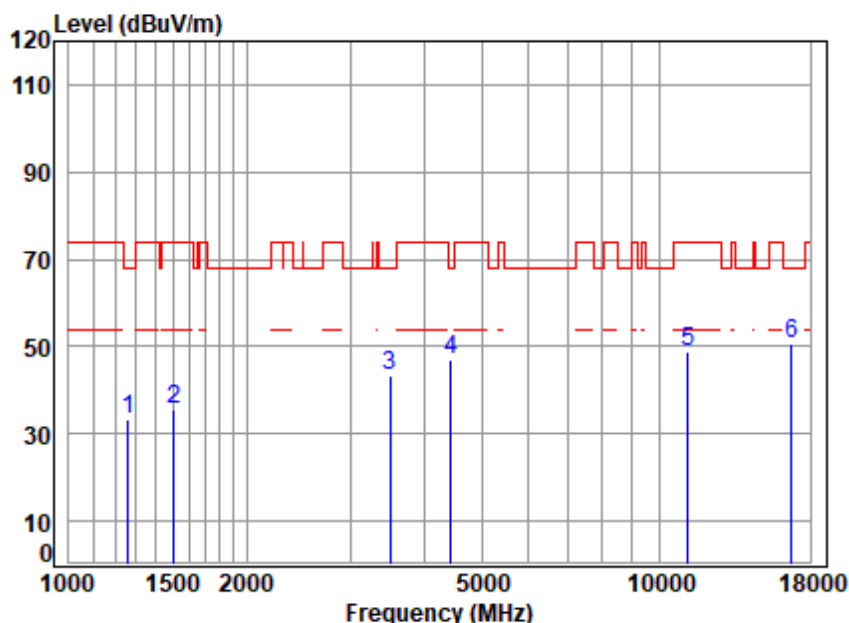


Site : chamber  
Condition: 3m VERTICAL  
Job No : 11025AT/11026AT  
Mode : 5500 TX RSE  
Note : 5G WIFI 11A

		Cable	Ant	Preamp	Read		Limit	Over	
	Freq	Loss	Factor	Factor	Level	Level	Line	Limit	Remark
	MHz	dB	dB/m	dB	dBuV	dBuV/m	dBuV/m	dB	
1	1267.454	2.89	24.89	39.81	48.50	36.47	68.20	-31.73	peak
2	1658.337	3.40	26.50	40.04	46.35	36.21	68.20	-31.99	peak
3	3435.590	5.44	31.60	41.03	47.17	43.18	68.20	-25.02	peak
4	4456.315	6.72	33.53	41.84	47.45	45.86	68.20	-22.34	peak
5	11000.000	10.97	37.80	37.62	38.29	49.44	74.00	-24.56	peak
6	16500.000	14.82	42.20	40.47	34.30	50.85	68.20	-17.35	peak



Mode:g; Polarization:Horizontal; Modulation:802.11a; bandwidth:20MHz; Channel:middle

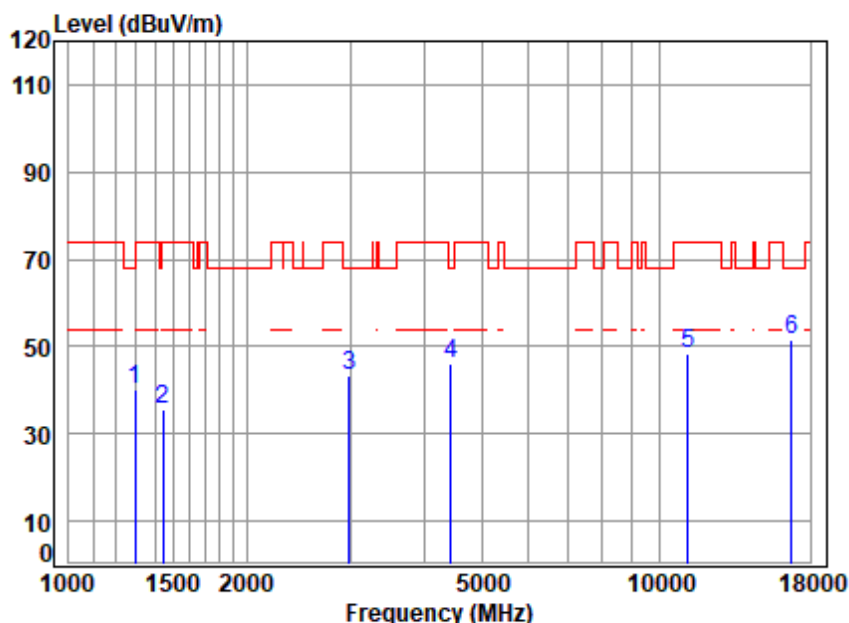


Site : chamber  
Condition: 3m HORIZONTAL  
Job No : 11025AT/11026AT  
Mode : 5580 TX RSE  
Note : 5G WIFI 11A

		Cable	Ant	Preamp	Read		Limit	Over	
	Freq	Loss	Factor	Factor	Level	Level	Line	Limit	Remark
	MHz	dB	dB/m	dB	dBuV	dBuV/m	dBuV/m	dB	
1	1260.149	2.87	24.85	39.80	45.30	33.22	68.20	-34.98	peak
2	1507.470	3.27	25.83	39.96	46.45	35.59	74.00	-38.41	peak
3	3495.691	5.51	31.69	41.07	47.22	43.35	68.20	-24.85	peak
4	4430.628	6.70	33.48	41.81	48.72	47.09	68.20	-21.11	peak
5	11160.000	11.18	37.83	37.70	37.50	48.81	74.00	-25.19	peak
6	16740.000	14.51	42.39	40.41	34.23	50.72	68.20	-17.48	peak



Mode:g; Polarization:Vertical; Modulation:802.11a; bandwidth:20MHz; Channel:middle



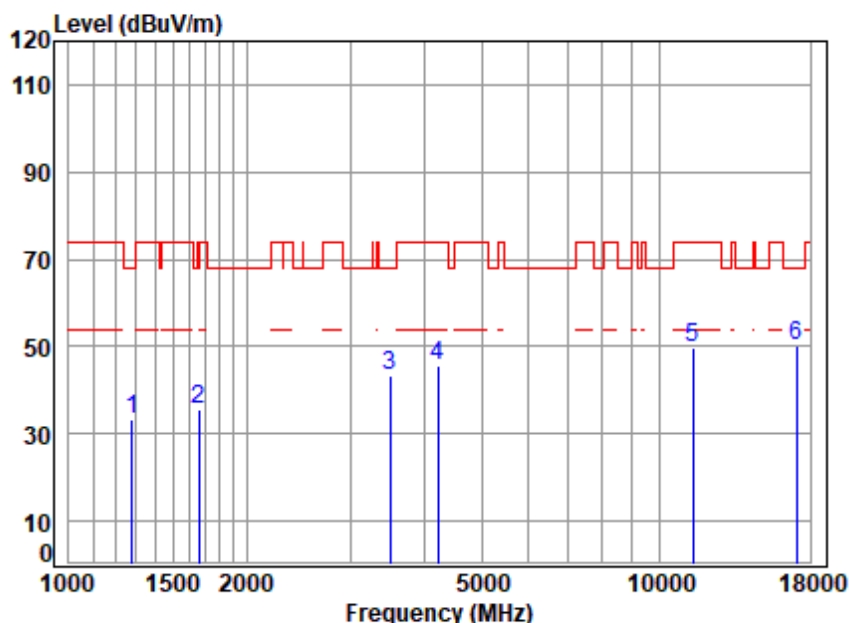
Site : chamber  
Condition: 3m VERTICAL  
Job No : 11025AT/11026AT  
Mode : 5580 TX RSE  
Note : 5G WIFI 11A

		Cable	Ant	Preamp	Read		Limit	Over	
	Freq	Loss	Factor	Factor	Level	Level	Line	Limit	Remark
	MHz	dB	dB/m	dB	dBuV	dBuV/m	dBuV/m	dB	
1	1297.103	2.94	25.01	39.83	51.81	39.93	68.20	-28.27	peak
2	1443.509	3.17	25.59	39.92	46.90	35.74	74.00	-38.26	peak
3	2990.531	4.85	30.86	40.70	48.30	43.31	68.20	-24.89	peak
4	4430.628	6.70	33.48	41.81	47.58	45.95	68.20	-22.25	peak
5	11160.000	11.18	37.83	37.70	37.19	48.50	74.00	-25.50	peak
6	16740.000	14.51	42.39	40.41	34.92	51.41	68.20	-16.79	peak





Mode:g; Polarization:Horizontal; Modulation:802.11a; bandwidth:20MHz; Channel:High

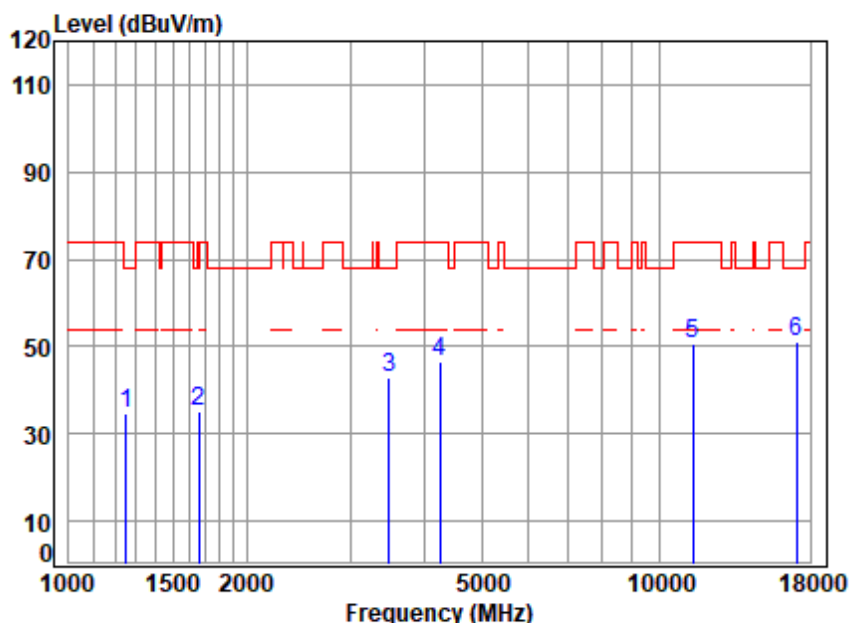


Site : chamber  
Condition: 3m HORIZONTAL  
Job No : 11025AT/11026AT  
Mode : 5700 TX RSE  
Note : 5G WIFI 11A

		Cable	Ant	Preamp	Read		Limit	Over	
	Freq	Loss	Factor	Factor	Level	Level	Line	Limit	Remark
	MHz	dB	dB/m	dB	dBuV	dBuV/m	dBuV/m	dB	
1	1278.492	2.91	24.93	39.81	45.47	33.50	68.20	-34.70	peak
2	1663.137	3.40	26.52	40.04	45.81	35.69	74.00	-38.31	peak
3	3495.691	5.51	31.69	41.07	47.06	43.19	68.20	-25.01	peak
4	4218.186	6.50	33.11	41.61	47.49	45.49	74.00	-28.51	peak
5	11400.000	11.50	37.88	37.82	37.97	49.53	74.00	-24.47	peak
6	17100.000	14.14	42.66	40.32	33.92	50.40	68.20	-17.80	peak



Mode:g; Polarization:Vertical; Modulation:802.11a; bandwidth:20MHz; Channel:High

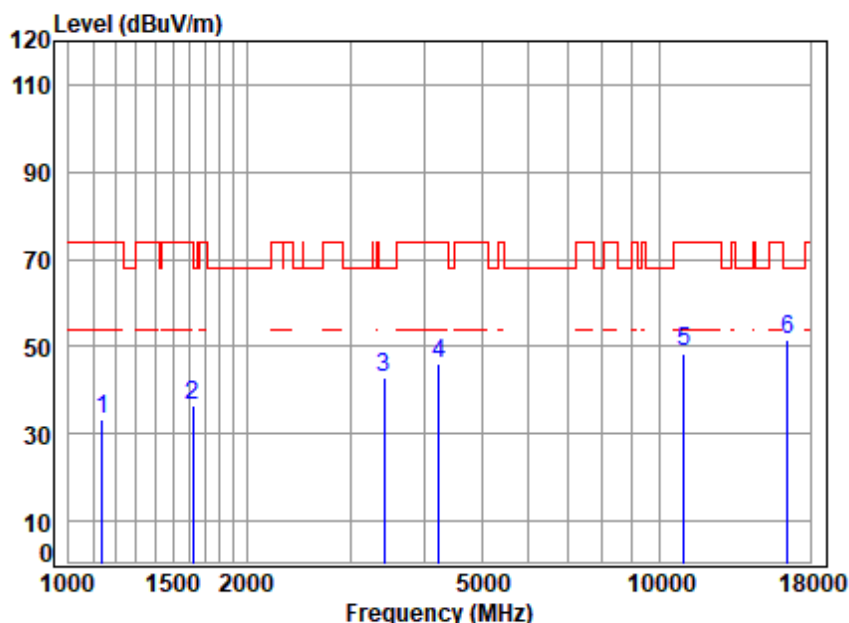


Site : chamber  
Condition: 3m VERTICAL  
Job No : 11025AT/11026AT  
Mode : 5700 TX RSE  
Note : 5G WIFI 11A

		Cable	Ant	Preamp	Read		Limit	Over	
	Freq	Loss	Factor	Factor	Level	Level	Line	Limit	Remark
	MHz	dB	dB/m	dB	dBuV	dBuV/m	dBuV/m	dB	
1	1249.269	2.85	24.81	39.79	46.70	34.57	68.20	-33.63	peak
2	1663.137	3.40	26.52	40.04	45.38	35.26	74.00	-38.74	peak
3	3485.601	5.50	31.68	41.07	46.98	43.09	68.20	-25.11	peak
4	4242.641	6.52	33.15	41.64	48.70	46.73	74.00	-27.27	peak
5	11400.000	11.50	37.88	37.82	38.98	50.54	74.00	-23.46	peak
6	17100.000	14.14	42.66	40.32	34.75	51.23	68.20	-16.97	peak



Mode:g; Polarization:Horizontal; Modulation:802.11n; bandwidth:20MHz; Channel:Low

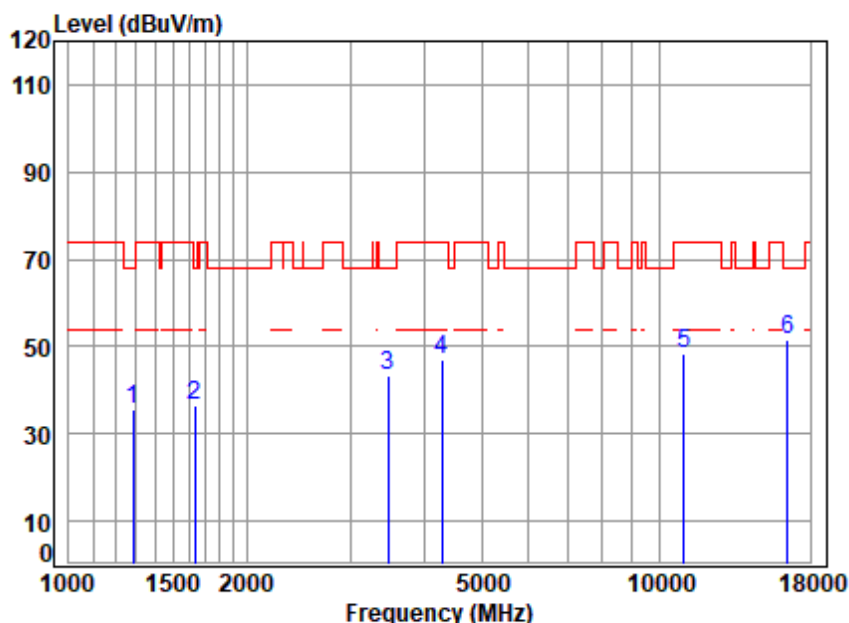


Site : chamber  
Condition: 3m HORIZONTAL  
Job No : 11025AT/11026AT  
Mode : 5500 TX RSE  
Note : 5G WIFI 11N20

		Cable	Ant	Preamp	Read		Limit	Over	
	Freq	Loss	Factor	Factor	Level	Level	Line	Limit	Remark
	MHz	dB	dB/m	dB	dBuV	dBuV/m	dBuV/m	dB	
1	1138.904	2.65	24.31	39.71	46.05	33.30	74.00	-40.70	peak
2	1620.431	3.36	26.34	40.02	46.62	36.30	74.00	-37.70	peak
3	3415.787	5.42	31.57	41.02	46.88	42.85	68.20	-25.35	peak
4	4230.396	6.51	33.13	41.63	47.92	45.93	74.00	-28.07	peak
5	11000.000	10.97	37.80	37.62	37.44	48.59	74.00	-25.41	peak
6	16500.000	14.82	42.20	40.47	34.96	51.51	68.20	-16.69	peak



Mode:g; Polarization:Vertical; Modulation:802.11n; bandwidth:20MHz; Channel:Low



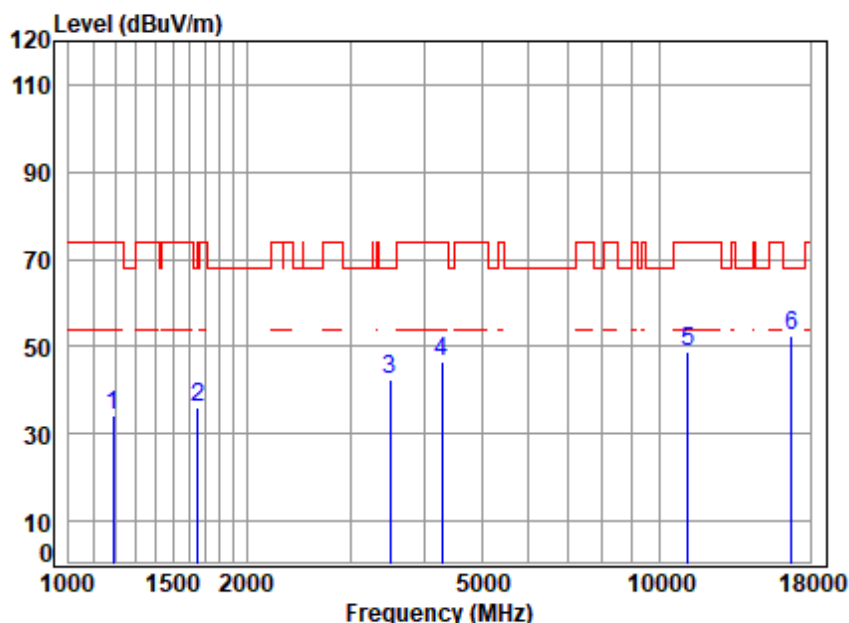
Site : chamber  
Condition: 3m VERTICAL  
Job No : 11025AT/11026AT  
Mode : 5500 TX RSE  
Note : 5G WIFI 11N20

		Cable	Ant	Preamp	Read		Limit	Over	
	Freq	Loss	Factor	Factor	Level	Level	Line	Limit	Remark
	MHz	dB	dB/m	dB	dBuV	dBuV/m	dBuV/m	dB	
1	1285.904	2.92	24.96	39.82	47.68	35.74	68.20	-32.46	peak
2	1634.543	3.38	26.40	40.03	46.71	36.46	68.20	-31.74	peak
3	3475.541	5.49	31.66	41.06	47.26	43.35	68.20	-24.85	peak
4	4291.977	6.57	33.24	41.68	48.83	46.96	74.00	-27.04	peak
5	11000.000	10.97	37.80	37.62	37.03	48.18	74.00	-25.82	peak
6	16500.000	14.82	42.20	40.47	34.90	51.45	68.20	-16.75	peak





Mode:g; Polarization:Horizontal; Modulation:802.11n; bandwidth:20MHz; Channel:middle

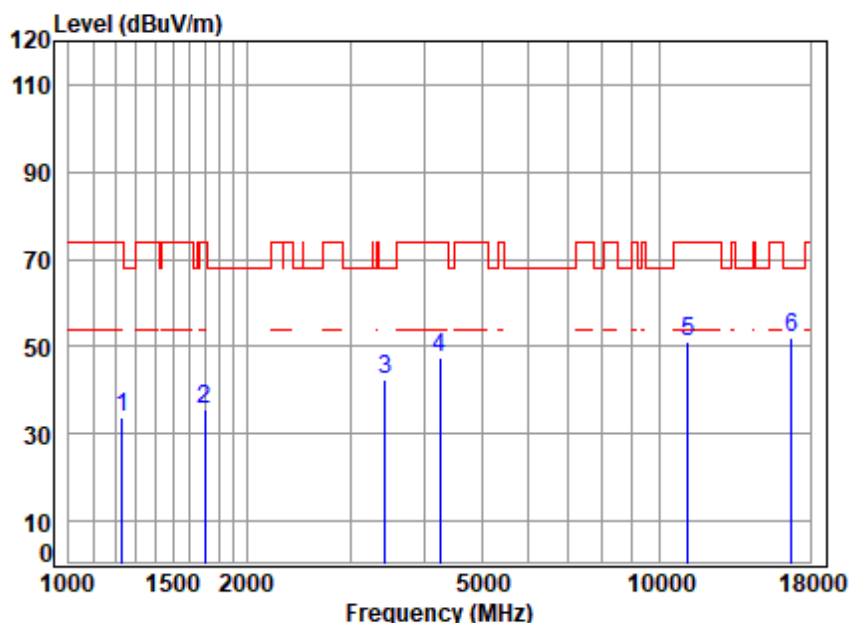


Site : chamber  
Condition: 3m HORIZONTAL  
Job No : 11025AT/11026AT  
Mode : 5580 TX RSE  
Note : 5G WIFI 11N20

		Cable	Ant	Preamp	Read		Limit	Over	
	Freq	Loss	Factor	Factor	Level	Level	Line	Limit	Remark
	MHz	dB	dB/m	dB	dBuV	dBuV/m	dBuV/m	dB	
1	1189.368	2.74	24.54	39.75	46.70	34.23	74.00	-39.77	peak
2	1653.550	3.39	26.48	40.04	46.36	36.19	68.20	-32.01	peak
3	3495.691	5.51	31.69	41.07	46.49	42.62	68.20	-25.58	peak
4	4279.589	6.56	33.22	41.67	48.35	46.46	74.00	-27.54	peak
5	11160.000	11.18	37.83	37.70	37.61	48.92	74.00	-25.08	peak
6	16740.000	14.51	42.39	40.41	35.86	52.35	68.20	-15.85	peak



Mode:g; Polarization:Vertical; Modulation:802.11n; bandwidth:20MHz; Channel:middle

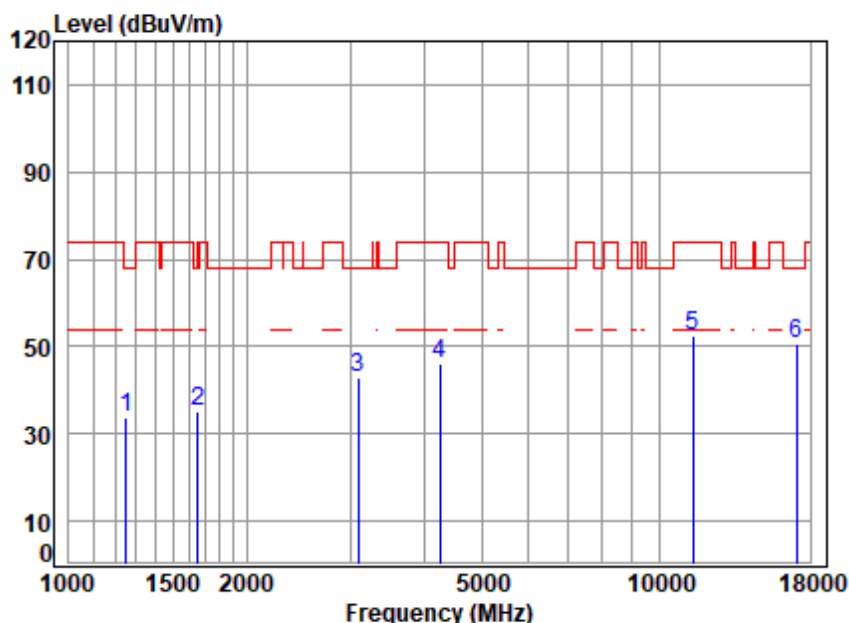


Site : chamber  
Condition: 3m VERTICAL  
Job No : 11025AT/11026AT  
Mode : 5580 TX RSE  
Note : 5G WIFI 11N20

		Cable	Ant	Preamp	Read		Limit	Over	
	Freq	Loss	Factor	Factor	Level	Level	Line	Limit	Remark
	MHz	dB	dB/m	dB	dBuV	dBuV/m	dBuV/m	dB	
1	1231.345	2.82	24.73	39.78	45.78	33.55	74.00	-40.45	peak
2	1697.129	3.43	26.66	40.06	45.42	35.45	74.00	-38.55	peak
3	3435.590	5.44	31.60	41.03	46.61	42.62	68.20	-25.58	peak
4	4254.921	6.53	33.17	41.65	49.26	47.31	74.00	-26.69	peak
5	11160.000	11.18	37.83	37.70	39.97	51.28	74.00	-22.72	peak
6	16740.000	14.51	42.39	40.41	35.52	52.01	68.20	-16.19	peak



Mode:g; Polarization:Horizontal; Modulation:802.11n; bandwidth:20MHz; Channel:High

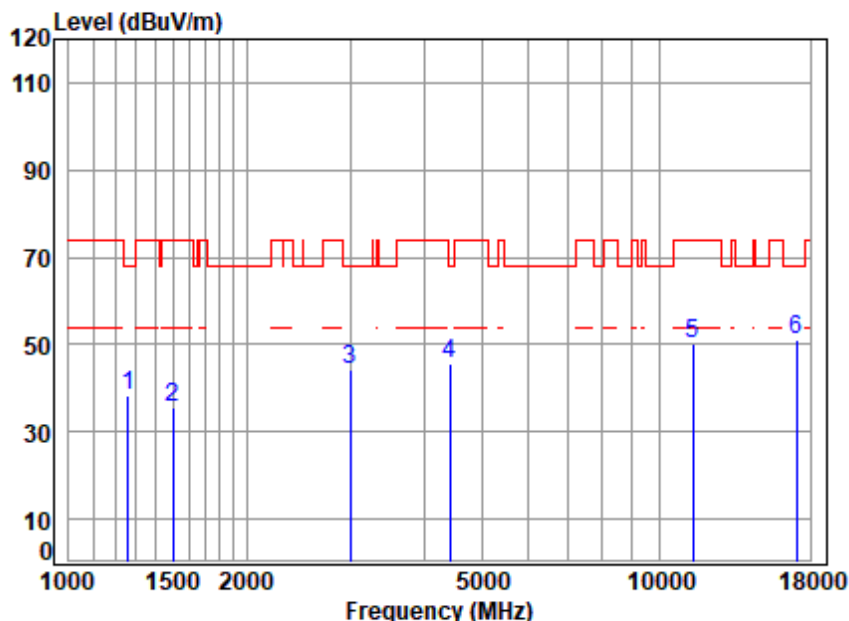


Site : chamber  
Condition: 3m HORIZONTAL  
Job No : 11025AT/11026AT  
Mode : 5700 TX RSE  
Note : 5G WIFI 11N20

		Cable	Ant	Preamp	Read		Limit	Over	
	Freq	Loss	Factor	Factor	Level	Level	Line	Limit	Remark
	MHz	dB	dB/m	dB	dBuV	dBuV/m	dBuV/m	dB	
1	1249.269	2.85	24.81	39.79	45.69	33.56	68.20	-34.64	peak
2	1653.550	3.39	26.48	40.04	45.48	35.31	68.20	-32.89	peak
3	3087.140	4.98	31.05	40.77	47.79	43.05	68.20	-25.15	peak
4	4242.641	6.52	33.15	41.64	48.13	46.16	74.00	-27.84	peak
5	11400.000	11.50	37.88	37.82	40.73	52.29	74.00	-21.71	peak
6	17100.000	14.14	42.66	40.32	34.38	50.86	68.20	-17.34	peak



Mode:g; Polarization:Vertical; Modulation:802.11n; bandwidth:20MHz; Channel:High



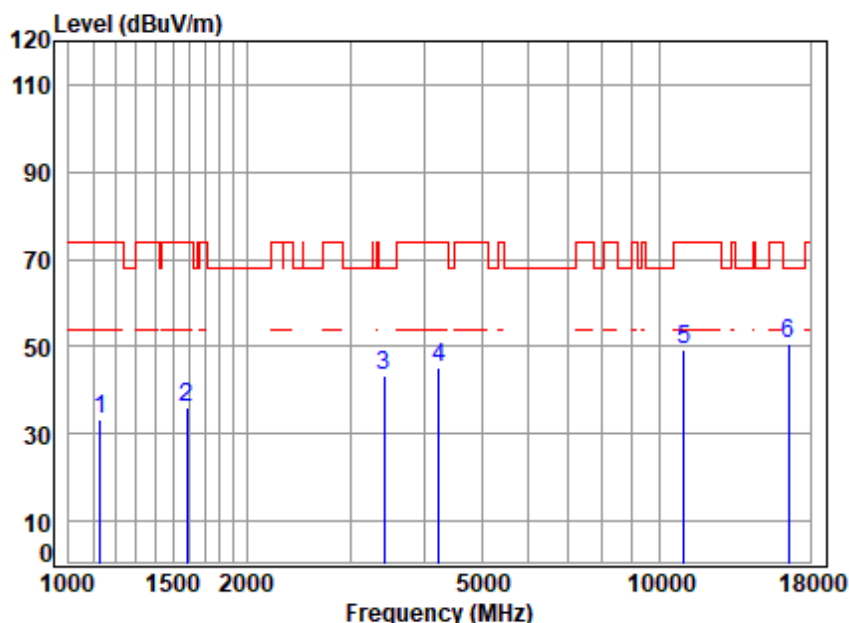
Site : chamber  
Condition: 3m VERTICAL  
Job No : 11025AT/11026AT  
Mode : 5700 TX RSE  
Note : 5G WIFI 11N20

		Cable	Ant	Preamp	Read		Limit	Over	
	Freq	Loss	Factor	Factor	Level	Level	Line	Limit	Remark
	MHz	dB	dB/m	dB	dBuV	dBuV/m	dBuV/m	dB	
1	1260.149	2.87	24.85	39.80	50.44	38.36	68.20	-29.84	peak
2	1498.781	3.26	25.80	39.95	46.61	35.72	74.00	-38.28	peak
3	2999.187	4.86	30.90	40.70	49.00	44.06	68.20	-24.14	peak
4	4417.841	6.68	33.46	41.80	47.08	45.42	68.20	-22.78	peak
5	11400.000	11.50	37.88	37.82	38.64	50.20	74.00	-23.80	peak
6	17100.000	14.14	42.66	40.32	34.57	51.05	68.20	-17.15	peak





Mode:g; Polarization:Horizontal; Modulation:802.11n; bandwidth:40MHz; Channel:Low

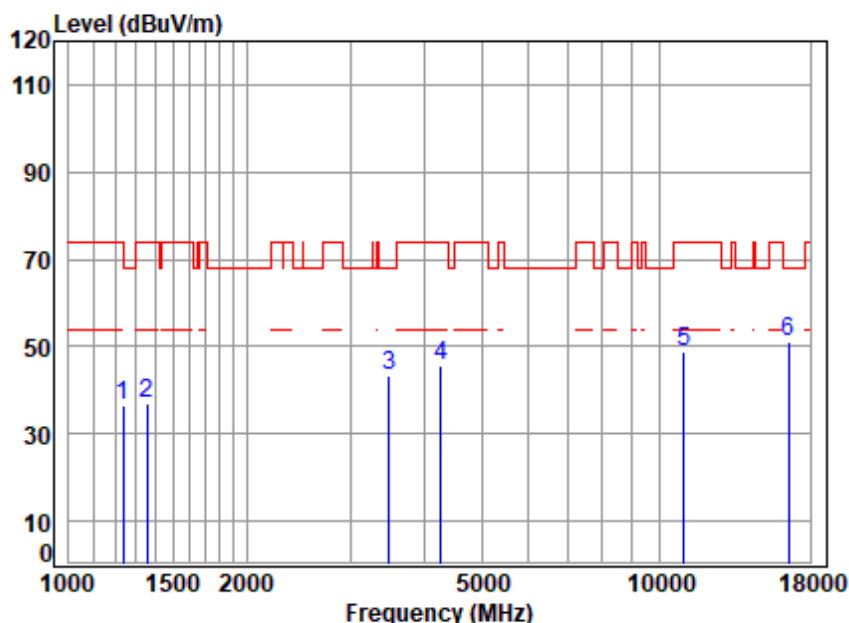


Site : chamber  
Condition: 3m HORIZONTAL  
Job No : 11025AT/11026AT  
Mode : 5510 TX RSE  
Note : 5G WIFI 11N40

		Cable	Ant	Preamp	Read		Limit	Over	
	Freq	Loss	Factor	Factor	Level	Level	Line	Limit	Remark
	MHz	dB	dB/m	dB	dBuV	dBuV/m	dBuV/m	dB	
1	1132.340	2.64	24.27	39.71	46.19	33.39	74.00	-40.61	peak
2	1587.975	3.34	26.20	40.00	46.36	35.90	74.00	-38.10	peak
3	3425.675	5.43	31.59	41.02	47.47	43.47	68.20	-24.73	peak
4	4230.396	6.51	33.13	41.63	47.13	45.14	74.00	-28.86	peak
5	11020.000	11.00	37.80	37.63	37.93	49.10	74.00	-24.90	peak
6	16530.000	14.78	42.22	40.46	34.26	50.80	68.20	-17.40	peak



Mode:g; Polarization:Vertical; Modulation:802.11n; bandwidth:40MHz; Channel:Low

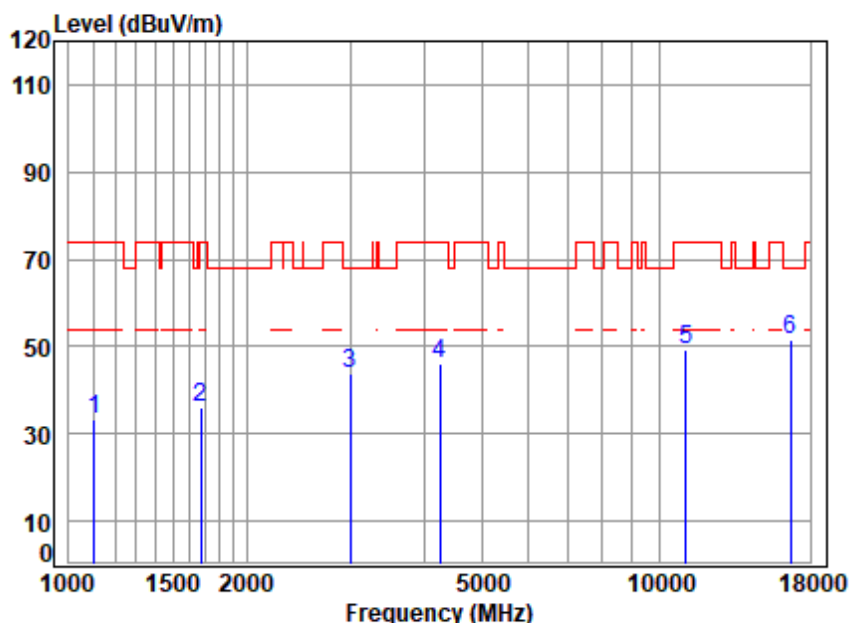


Site : chamber  
Condition: 3m VERTICAL  
Job No : 11025AT/11026AT  
Mode : 5510 TX RSE  
Note : 5G WIFI 11N40

		Cable	Ant	Preamp	Read		Limit	Over	
	Freq	Loss	Factor	Factor	Level	Level	Line	Limit	Remark
	MHz	dB	dB/m	dB	dBuV	dBuV/m	dBuV/m	dB	
1	1238.483	2.83	24.76	39.79	48.70	36.50	74.00	-37.50	peak
2	1358.498	3.04	25.26	39.87	48.37	36.80	74.00	-37.20	peak
3	3485.601	5.50	31.68	41.07	47.22	43.33	68.20	-24.87	peak
4	4267.237	6.54	33.19	41.66	47.61	45.68	74.00	-28.32	peak
5	11020.000	11.00	37.80	37.63	37.79	48.96	74.00	-25.04	peak
6	16530.000	14.78	42.22	40.46	34.54	51.08	68.20	-17.12	peak



Mode:g; Polarization:Horizontal; Modulation:802.11n; bandwidth:40MHz; Channel:middle

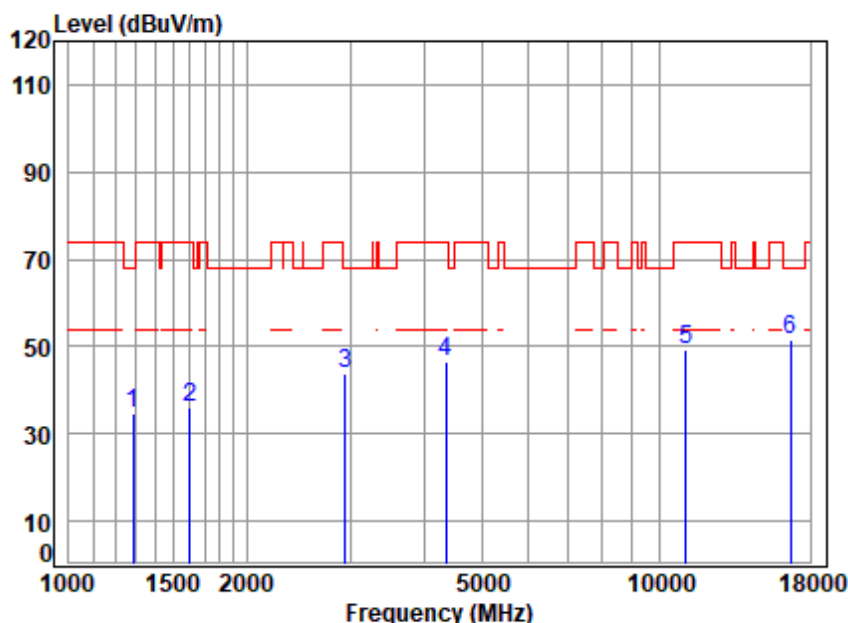


Site : chamber  
Condition: 3m HORIZONTAL  
Job No : 11025AT/11026AT  
Mode : 5550 TX RSE  
Note : 5G WIFI 11N40

		Cable	Ant	Preamp	Read		Limit	Over	
	Freq	Loss	Factor	Factor	Level	Level	Line	Limit	Remark
	MHz	dB	dB/m	dB	dBuV	dBuV/m	dBuV/m	dB	
1	1103.264	2.58	24.13	39.69	46.27	33.29	74.00	-40.71	peak
2	1672.779	3.41	26.56	40.05	46.09	36.01	74.00	-37.99	peak
3	2999.187	4.86	30.90	40.70	48.52	43.58	68.20	-24.62	peak
4	4254.921	6.53	33.17	41.65	47.99	46.04	74.00	-27.96	peak
5	11100.000	11.10	37.82	37.67	38.17	49.42	74.00	-24.58	peak
6	16650.000	14.62	42.32	40.43	35.06	51.57	68.20	-16.63	peak



Mode:g; Polarization:Vertical; Modulation:802.11n; bandwidth:40MHz; Channel:middle



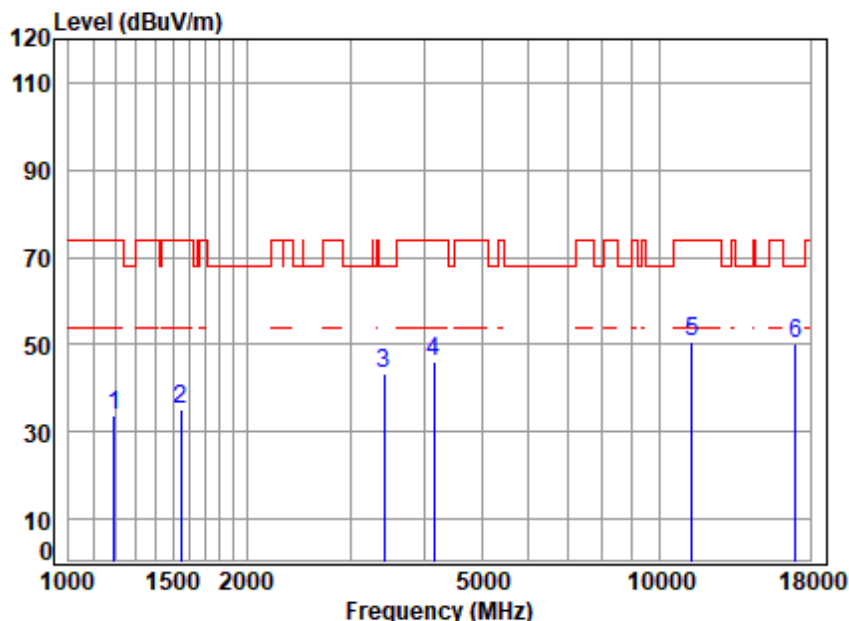
Site : chamber  
Condition: 3m VERTICAL  
Job No : 11025AT/11026AT  
Mode : 5550 TX RSE  
Note : 5G WIFI 11N40

		Cable	Ant	Preamp	Read		Limit	Over	
	Freq	Loss	Factor	Factor	Level	Level	Line	Limit	Remark
	MHz	dB	dB/m	dB	dBuV	dBuV/m	dBuV/m	dB	
1	1285.904	2.92	24.96	39.82	46.71	34.77	68.20	-33.43	peak
2	1606.441	3.35	26.28	40.01	46.58	36.20	74.00	-37.80	peak
3	2939.115	4.82	30.65	40.67	48.95	43.75	68.20	-24.45	peak
4	4354.454	6.63	33.35	41.74	48.20	46.44	74.00	-27.56	peak
5	11100.000	11.10	37.82	37.67	38.11	49.36	74.00	-24.64	peak
6	16650.000	14.62	42.32	40.43	34.99	51.50	68.20	-16.70	peak





Mode:g; Polarization:Horizontal; Modulation:802.11n; bandwidth:40MHz; Channel:High

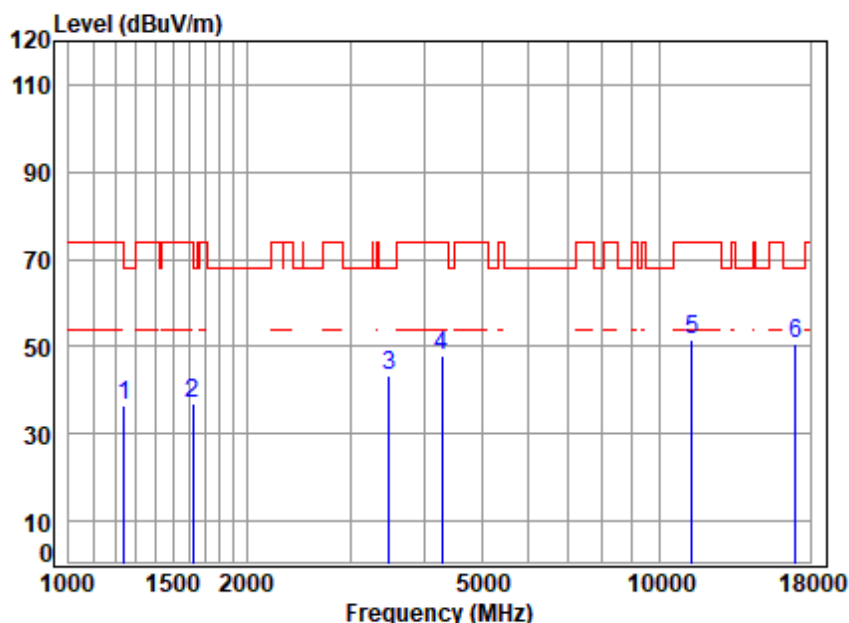


Site : chamber  
Condition: 3m HORIZONTAL  
Job No : 11025AT/11026AT  
Mode : 5670 TX RSE  
Note : 5G WIFI 11N40

		Cable	Ant	Preamp	Read		Limit	Over	
	Freq	Loss	Factor	Factor	Level	Level	Line	Limit	Remark
	MHz	dB	dB/m	dB	dBuV	dBuV/m	dBuV/m	dB	
1	1192.811	2.75	24.56	39.75	46.42	33.98	74.00	-40.02	peak
2	1547.199	3.30	26.02	39.98	46.01	35.35	74.00	-38.65	peak
3	3425.675	5.43	31.59	41.02	47.16	43.16	68.20	-25.04	peak
4	4145.664	6.43	32.97	41.54	48.22	46.08	74.00	-27.92	peak
5	11340.000	11.42	37.87	37.79	39.19	50.69	74.00	-23.31	peak
6	17010.000	14.17	42.61	40.34	33.68	50.12	68.20	-18.08	peak



Mode:g; Polarization:Vertical; Modulation:802.11n; bandwidth:40MHz; Channel:High

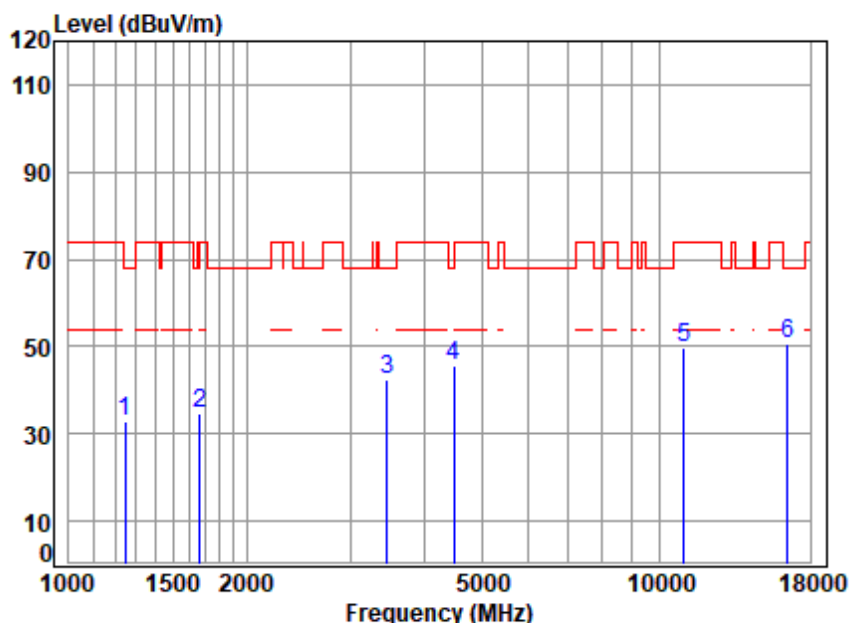


Site : chamber  
Condition: 3m VERTICAL  
Job No : 11025AT/11026AT  
Mode : 5670 TX RSE  
Note : 5G WIFI 11N40

		Cable	Ant	Preamp	Read		Limit	Over	
	Freq	Loss	Factor	Factor	Level	Level	Line	Limit	Remark
	MHz	dB	dB/m	dB	dBuV	dBuV/m	dBuV/m	dB	
1	1242.068	2.84	24.78	39.79	48.45	36.28	68.20	-31.92	peak
2	1620.431	3.36	26.34	40.02	47.15	36.83	74.00	-37.17	peak
3	3485.601	5.50	31.68	41.07	47.46	43.57	68.20	-24.63	peak
4	4291.977	6.57	33.24	41.68	49.73	47.86	74.00	-26.14	peak
5	11340.000	11.42	37.87	37.79	40.13	51.63	74.00	-22.37	peak
6	17010.000	14.17	42.61	40.34	34.30	50.74	68.20	-17.46	peak



Mode:g; Polarization:Horizontal; Modulation:802.11ac; bandwidth:20MHz; Channel:Low

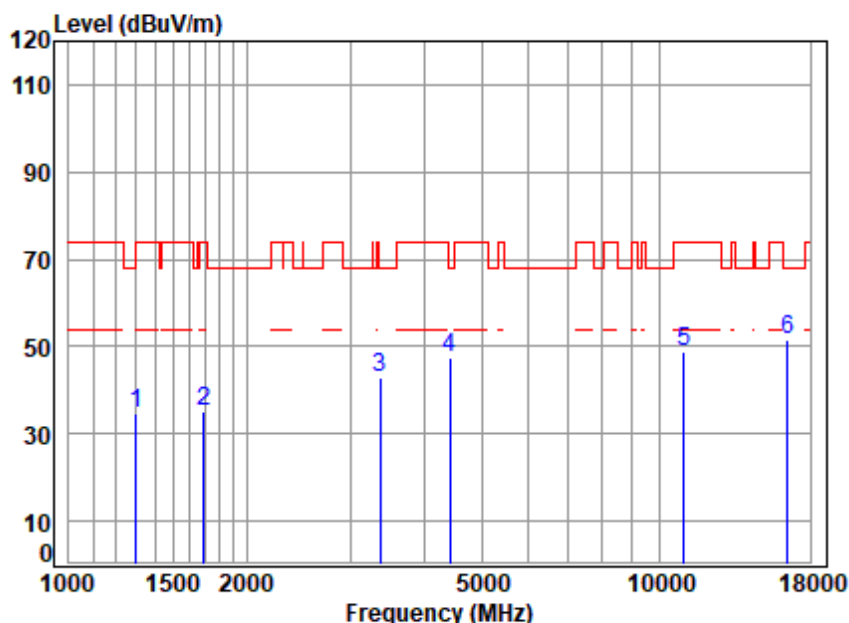


Site : chamber  
Condition: 3m HORIZONTAL  
Job No : 11025AT/11026AT  
Mode : 5500 TX RSE  
Note : 5G WIFI 11AC20

		Cable	Ant	Preamp	Read		Limit	Over	
	Freq	Loss	Factor	Factor	Level	Level	Line	Limit	Remark
	MHz	dB	dB/m	dB	dBuV	dBuV/m	dBuV/m	dB	
1	1245.663	2.85	24.79	39.79	45.12	32.97	68.20	-35.23	peak
2	1667.951	3.40	26.54	40.04	44.95	34.85	74.00	-39.15	peak
3	3465.510	5.48	31.65	41.05	46.41	42.49	68.20	-25.71	peak
4	4495.125	6.76	33.59	41.87	47.33	45.81	68.20	-22.39	peak
5	11000.000	10.97	37.80	37.62	38.61	49.76	74.00	-24.24	peak
6	16500.000	14.82	42.20	40.47	34.28	50.83	68.20	-17.37	peak



Mode:g; Polarization:Vertical; Modulation:802.11ac; bandwidth:20MHz; Channel:Low



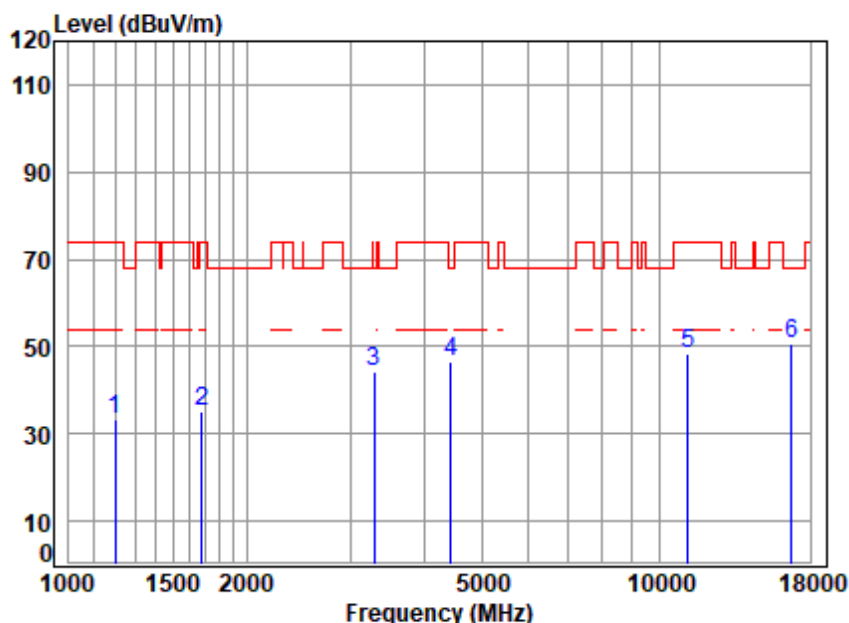
Site : chamber  
Condition: 3m VERTICAL  
Job No : 11025AT/11026AT  
Mode : 5500 TX RSE  
Note : 5G WIFI 11AC20

		Cable	Ant	Preamp	Read		Limit	Over	
	Freq	Loss	Factor	Factor	Level	Level	Line	Limit	Remark
	MHz	dB	dB/m	dB	dBuV	dBuV/m	dBuV/m	dB	
1	1300.858	2.94	25.03	39.83	46.55	34.69	74.00	-39.31	peak
2	1692.231	3.42	26.64	40.06	45.20	35.20	74.00	-38.80	peak
3	3366.778	5.35	31.50	40.98	46.89	42.76	68.20	-25.44	peak
4	4417.841	6.68	33.46	41.80	49.16	47.50	68.20	-20.70	peak
5	11000.000	10.97	37.80	37.62	37.65	48.80	74.00	-25.20	peak
6	16500.000	14.82	42.20	40.47	34.85	51.40	68.20	-16.80	peak





Mode:g; Polarization:Horizontal; Modulation:802.11ac; bandwidth:20MHz; Channel:middle

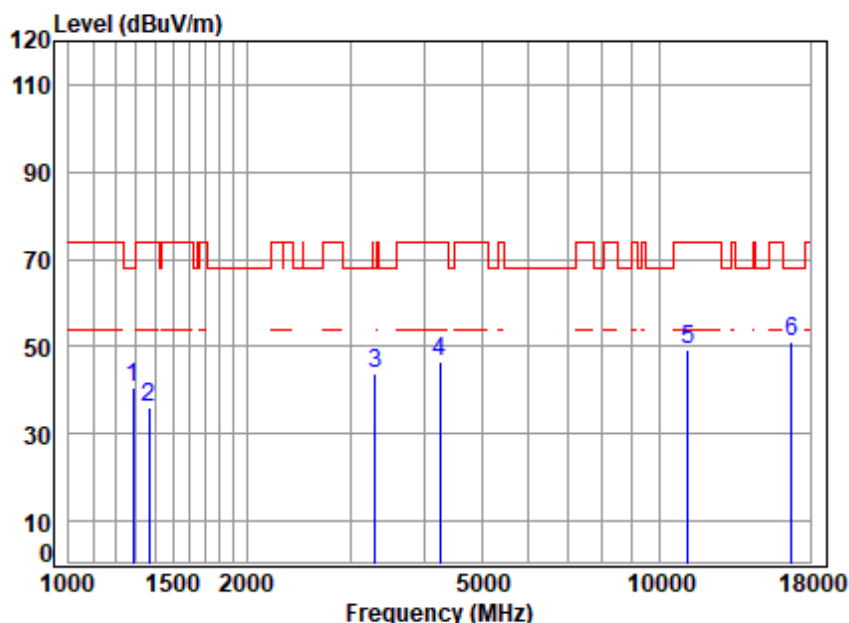


Site : chamber  
Condition: 3m HORIZONTAL  
Job No : 11025AT/11026AT  
Mode : 5580 TX RSE  
Note : 5G WIFI 11AC20

		Cable	Ant	Preamp	Read		Limit	Over	
	Freq	Loss	Factor	Factor	Level	Level	Line	Limit	Remark
	MHz	dB	dB/m	dB	dBuV	dBuV/m	dBuV/m	dB	
1	1196.264	2.76	24.57	39.76	45.67	33.24	74.00	-40.76	peak
2	1682.477	3.42	26.60	40.05	45.21	35.18	74.00	-38.82	peak
3	3289.821	5.25	31.38	40.92	48.38	44.09	68.20	-24.11	peak
4	4443.453	6.71	33.50	41.82	48.11	46.50	68.20	-21.70	peak
5	11160.000	11.18	37.83	37.70	37.07	48.38	74.00	-25.62	peak
6	16740.000	14.51	42.39	40.41	33.95	50.44	68.20	-17.76	peak



Mode:g; Polarization:Vertical; Modulation:802.11ac; bandwidth:20MHz; Channel:middle

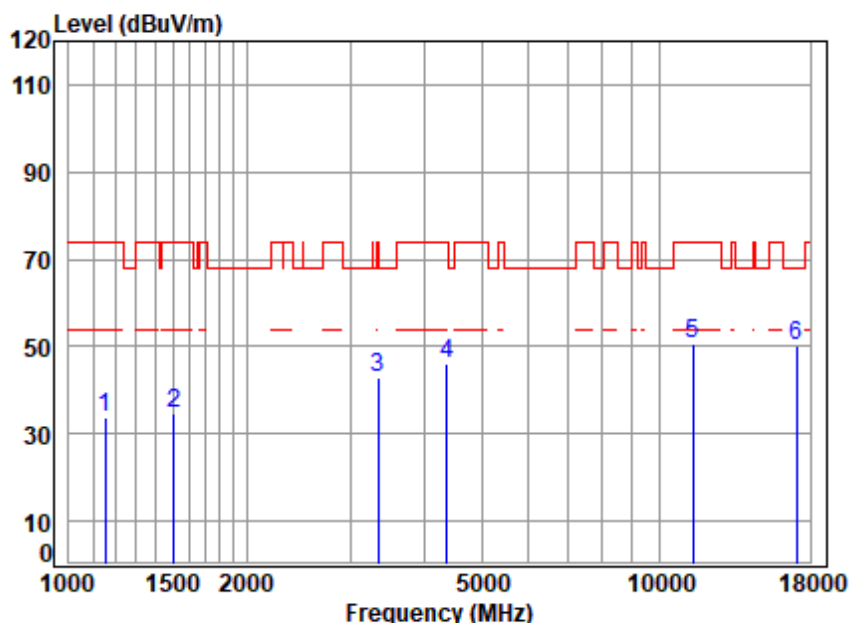


Site : chamber  
Condition: 3m VERTICAL  
Job No : 11025AT/11026AT  
Mode : 5580 TX RSE  
Note : 5G WIFI 11AC20

		Cable	Ant	Preamp	Read		Limit	Over	
	Freq	Loss	Factor	Factor	Level	Level	Line	Limit	Remark
	MHz	dB	dB/m	dB	dBuV	dBuV/m	dBuV/m	dB	
1	1285.904	2.92	24.96	39.82	52.66	40.72	68.20	-27.48	peak
2	1366.374	3.05	25.29	39.87	47.64	36.11	74.00	-37.89	peak
3	3308.894	5.28	31.41	40.94	47.96	43.71	68.20	-24.49	peak
4	4242.641	6.52	33.15	41.64	48.28	46.31	74.00	-27.69	peak
5	11160.000	11.18	37.83	37.70	37.85	49.16	74.00	-24.84	peak
6	16740.000	14.51	42.39	40.41	34.73	51.22	68.20	-16.98	peak



Mode:g; Polarization:Horizontal; Modulation:802.11ac; bandwidth:20MHz; Channel:High

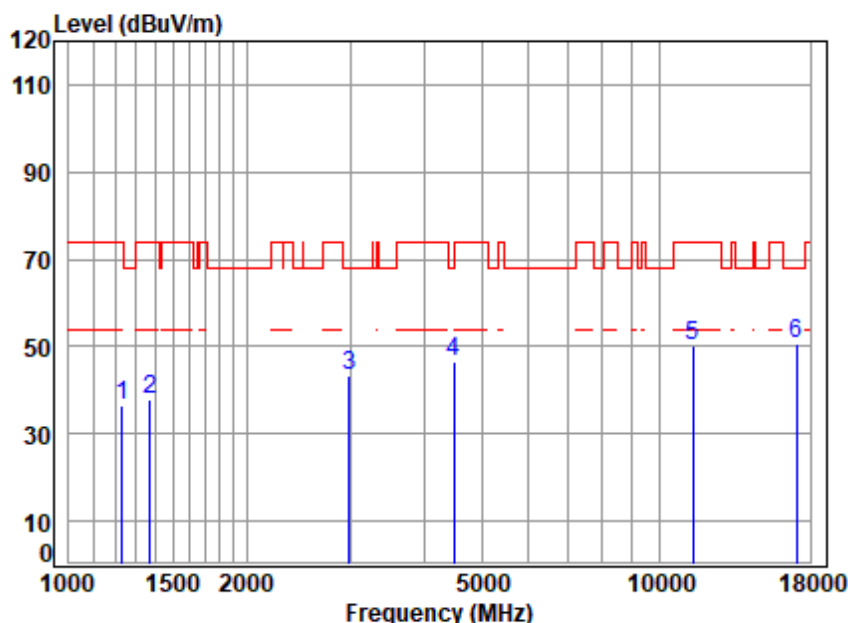


Site : chamber  
Condition: 3m HORIZONTAL  
Job No : 11025AT/11026AT  
Mode : 5700 TX RSE  
Note : 5G WIFI 11AC20

		Cable	Ant	Preamp	Read		Limit	Over	
	Freq	Loss	Factor	Factor	Level	Level	Line	Limit	Remark
	MHz	dB	dB/m	dB	dBuV	dBuV/m	dBuV/m	dB	
1	1152.148	2.67	24.37	39.72	46.61	33.93	74.00	-40.07	peak
2	1507.470	3.27	25.83	39.96	45.60	34.74	74.00	-39.26	peak
3	3347.371	5.33	31.47	40.97	47.24	43.07	74.00	-30.93	peak
4	4367.058	6.64	33.37	41.75	47.82	46.08	74.00	-27.92	peak
5	11400.000	11.50	37.88	37.82	39.12	50.68	74.00	-23.32	peak
6	17100.000	14.14	42.66	40.32	33.70	50.18	68.20	-18.02	peak



Mode:g; Polarization:Vertical; Modulation:802.11ac; bandwidth:20MHz; Channel:High



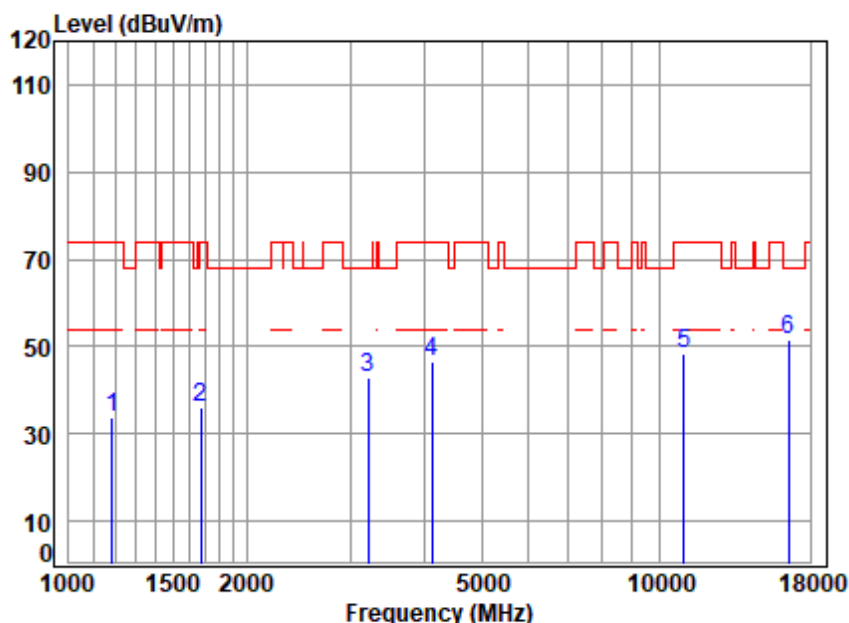
Site : chamber  
Condition: 3m VERTICAL  
Job No : 11025AT/11026AT  
Mode : 5700 TX RSE  
Note : 5G WIFI 11AC20

		Cable	Ant	Preamp	Read		Limit	Over	
	Freq	Loss	Factor	Factor	Level	Level	Line	Limit	Remark
	MHz	dB	dB/m	dB	dBuV	dBuV/m	dBuV/m	dB	
1	1231.345	2.82	24.73	39.78	48.57	36.34	74.00	-37.66	peak
2	1370.328	3.06	25.31	39.87	49.20	37.70	74.00	-36.30	peak
3	2990.531	4.85	30.86	40.70	48.27	43.28	68.20	-24.92	peak
4	4495.125	6.76	33.59	41.87	47.98	46.46	68.20	-21.74	peak
5	11400.000	11.50	37.88	37.82	38.81	50.37	74.00	-23.63	peak
6	17100.000	14.14	42.66	40.32	34.03	50.51	68.20	-17.69	peak





Mode:g; Polarization:Horizontal; Modulation:802.11ac; bandwidth:40MHz; Channel:Low

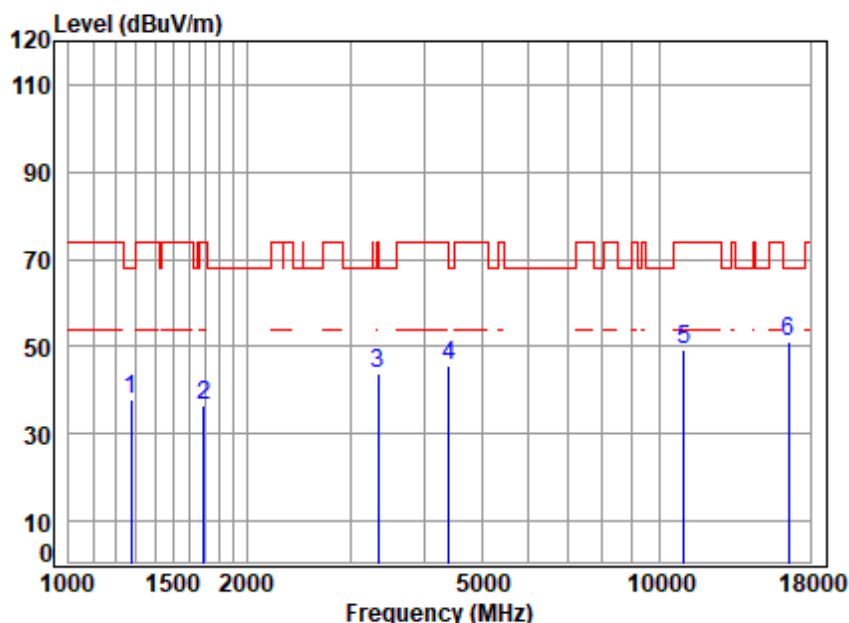


Site : chamber  
Condition: 3m HORIZONTAL  
Job No : 11025AT/11026AT  
Mode : 5510 TX RSE  
Note : 5G WIFI 11AC40

		Cable	Ant	Preamp	Read		Limit	Over	
	Freq	Loss	Factor	Factor	Level	Level	Line	Limit	Remark
	MHz	dB	dB/m	dB	dBuV	dBuV/m	dBuV/m	dB	
1	1185.936	2.74	24.53	39.75	46.40	33.92	74.00	-40.08	peak
2	1672.779	3.41	26.56	40.05	46.23	36.15	74.00	-37.85	peak
3	3214.623	5.16	31.26	40.87	47.48	43.03	68.20	-25.17	peak
4	4121.768	6.40	32.93	41.52	48.55	46.36	74.00	-27.64	peak
5	11020.000	11.00	37.80	37.63	37.16	48.33	74.00	-25.67	peak
6	16530.000	14.78	42.22	40.46	34.94	51.48	68.20	-16.72	peak



Mode:g; Polarization:Vertical; Modulation:802.11ac; bandwidth:40MHz; Channel:Low

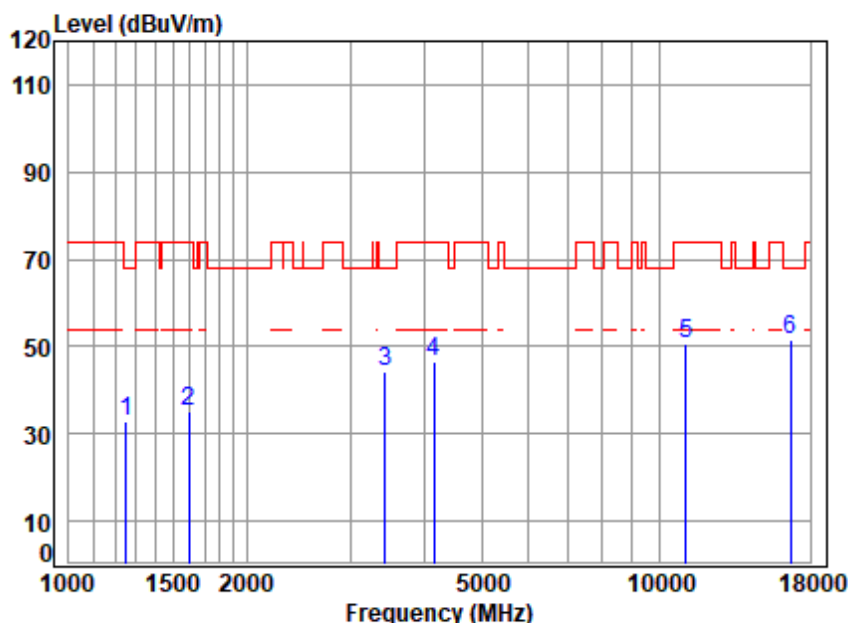


Site : chamber  
Condition: 3m VERTICAL  
Job No : 11025AT/11026AT  
Mode : 5510 TX RSE  
Note : 5G WIFI 11AC40

		Cable	Ant	Preamp	Read		Limit	Over	
	Freq	Loss	Factor	Factor	Level	Level	Line	Limit	Remark
	MHz	dB	dB/m	dB	dBuV	dBuV/m	dBuV/m	dB	
1	1274.802	2.90	24.92	39.81	49.93	37.94	68.20	-30.26	peak
2	1692.231	3.42	26.64	40.06	46.45	36.45	74.00	-37.55	peak
3	3337.710	5.32	31.45	40.96	47.79	43.60	74.00	-30.40	peak
4	4405.090	6.67	33.44	41.79	47.48	45.80	68.20	-22.40	peak
5	11020.000	11.00	37.80	37.63	38.04	49.21	74.00	-24.79	peak
6	16530.000	14.78	42.22	40.46	34.34	50.88	68.20	-17.32	peak



Mode:g; Polarization:Horizontal; Modulation:802.11ac; bandwidth:40MHz; Channel:middle

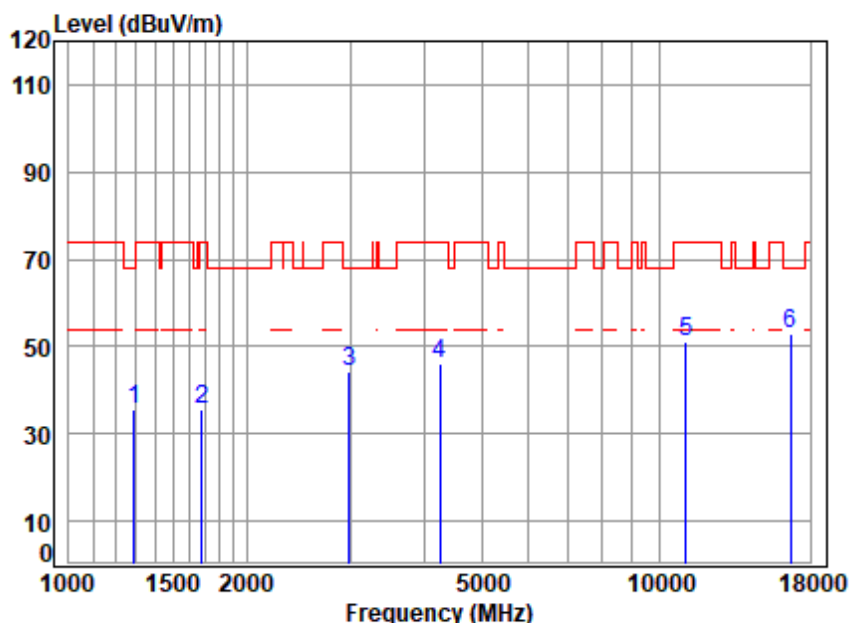


Site : chamber  
Condition: 3m HORIZONTAL  
Job No : 11025AT/11026AT  
Mode : 5550 TX RSE  
Note : 5G WIFI 11AC40

		Cable	Ant	Preamp	Read		Limit	Over	
	Freq	Loss	Factor	Factor	Level	Level	Line	Limit	Remark
	MHz	dB	dB/m	dB	dBuV	dBuV/m	dBuV/m	dB	
1	1252.885	2.86	24.82	39.80	44.83	32.71	68.20	-35.49	peak
2	1597.181	3.35	26.24	40.01	45.76	35.34	74.00	-38.66	peak
3	3435.590	5.44	31.60	41.03	48.23	44.24	68.20	-23.96	peak
4	4145.664	6.43	32.97	41.54	48.52	46.38	74.00	-27.62	peak
5	11100.000	11.10	37.82	37.67	39.49	50.74	74.00	-23.26	peak
6	16650.000	14.62	42.32	40.43	35.18	51.69	68.20	-16.51	peak



Mode:g; Polarization:Vertical; Modulation:802.11ac; bandwidth:40MHz; Channel:middle



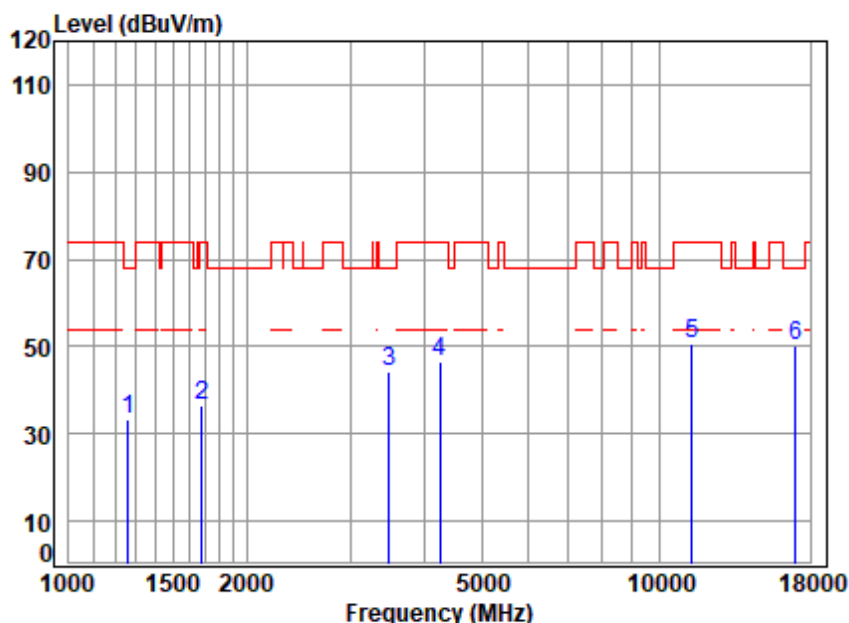
Site : chamber  
Condition: 3m VERTICAL  
Job No : 11025AT/11026AT  
Mode : 5550 TX RSE  
Note : 5G WIFI 11AC40

		Cable	Ant	Preamp	Read		Limit	Over	
	Freq	Loss	Factor	Factor	Level	Level	Line	Limit	Remark
	MHz	dB	dB/m	dB	dBuV	dBuV/m	dBuV/m	dB	
1	1289.627	2.92	24.98	39.82	47.73	35.81	68.20	-32.39	peak
2	1677.621	3.41	26.58	40.05	45.70	35.64	74.00	-38.36	peak
3	2990.531	4.85	30.86	40.70	49.22	44.23	68.20	-23.97	peak
4	4242.641	6.52	33.15	41.64	48.00	46.03	74.00	-27.97	peak
5	11100.000	11.10	37.82	37.67	40.06	51.31	74.00	-22.69	peak
6	16650.000	14.62	42.32	40.43	36.64	53.15	68.20	-15.05	peak





Mode:g; Polarization:Horizontal; Modulation:802.11ac; bandwidth:40MHz; Channel:High

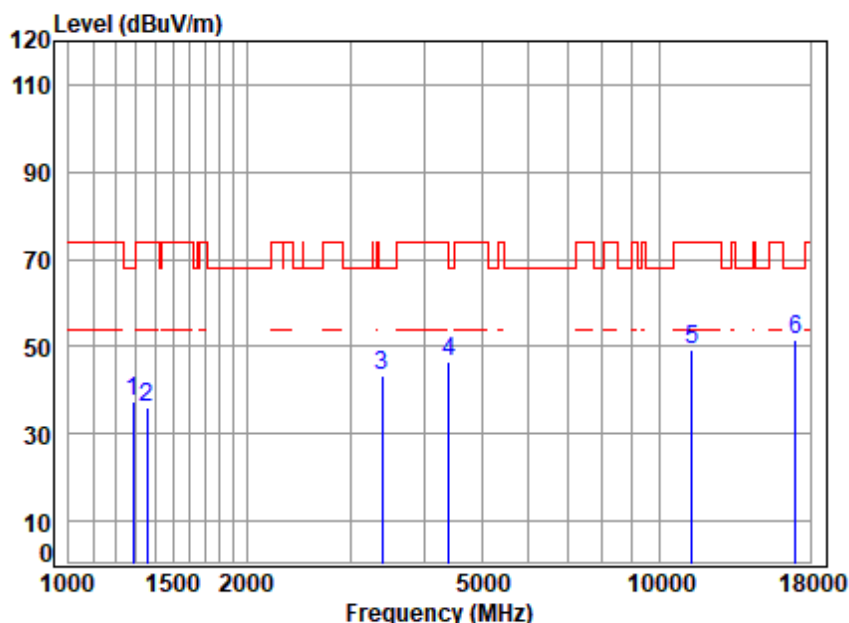


Site : chamber  
Condition: 3m HORIZONTAL  
Job No : 11025AT/11026AT  
Mode : 5670 TX RSE  
Note : 5G WIFI 11AC40

		Cable	Ant	Preamp	Read		Limit	Over	
	Freq	Loss	Factor	Factor	Level	Level	Line	Limit	Remark
	MHz	dB	dB/m	dB	dBuV	dBuV/m	dBuV/m	dB	
1	1260.149	2.87	24.85	39.80	45.25	33.17	68.20	-35.03	peak
2	1682.477	3.42	26.60	40.05	46.40	36.37	74.00	-37.63	peak
3	3485.601	5.50	31.68	41.07	48.15	44.26	68.20	-23.94	peak
4	4242.641	6.52	33.15	41.64	48.73	46.76	74.00	-27.24	peak
5	11340.000	11.42	37.87	37.79	39.19	50.69	74.00	-23.31	peak
6	17010.000	14.17	42.61	40.34	33.96	50.40	68.20	-17.80	peak



Mode:g; Polarization:Vertical; Modulation:802.11ac; bandwidth:40MHz; Channel:High

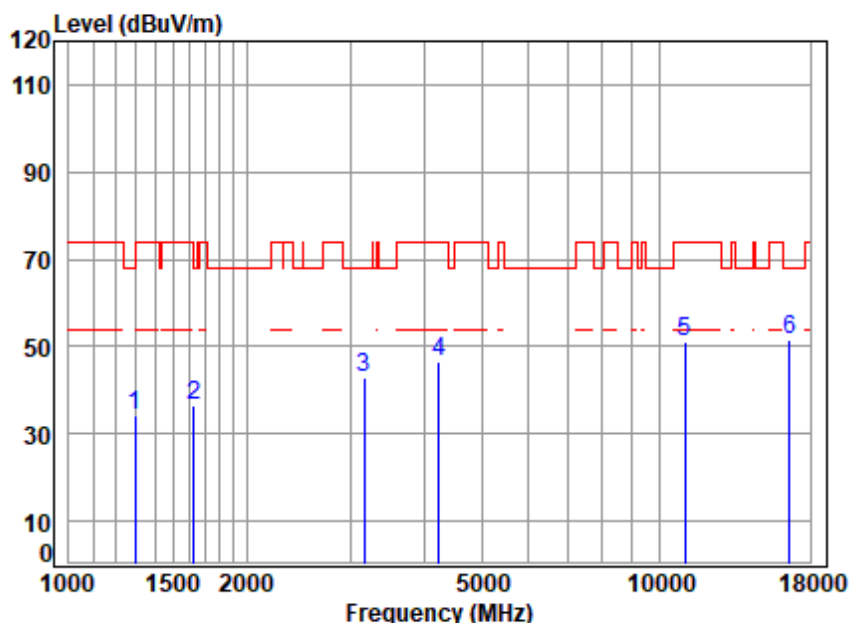


Site : chamber  
Condition: 3m VERTICAL  
Job No : 11025AT/11026AT  
Mode : 5670 TX RSE  
Note : 5G WIFI 11AC40

		Cable	Ant	Preamp	Read		Limit	Over	
	Freq	Loss	Factor	Factor	Level	Level	Line	Limit	Remark
	MHz	dB	dB/m	dB	dBuV	dBuV/m	dBuV/m	dB	
1	1285.904	2.92	24.96	39.82	49.48	37.54	68.20	-30.66	peak
2	1354.577	3.03	25.25	39.86	47.60	36.02	74.00	-37.98	peak
3	3396.098	5.39	31.54	41.00	47.52	43.45	68.20	-24.75	peak
4	4405.090	6.67	33.44	41.79	48.21	46.53	68.20	-21.67	peak
5	11340.000	11.42	37.87	37.79	37.88	49.38	74.00	-24.62	peak
6	17010.000	14.17	42.61	40.34	35.31	51.75	68.20	-16.45	peak



Mode:g; Polarization:Horizontal; Modulation:802.11ac; bandwidth:80MHz; Channel:Low



Site : chamber  
Condition: 3m HORIZONTAL  
Job No : 11025AT/11026AT  
Mode : 5530 TX RSE  
Note : 5G WIFI 11AC80

		Cable	Ant	Preamp	Read		Limit	Over	
	Freq	Loss	Factor	Factor	Level	Level	Line	Limit	Remark
	MHz	dB	dB/m	dB	dBuV	dBuV/m	dBuV/m	dB	
1	1297.103	2.94	25.01	39.83	45.97	34.09	68.20	-34.11	peak
2	1629.825	3.37	26.38	40.02	46.87	36.60	68.20	-31.60	peak
3	3159.355	5.08	31.17	40.83	47.40	42.82	68.20	-25.38	peak
4	4230.396	6.51	33.13	41.63	48.76	46.77	74.00	-27.23	peak
5	11060.000	11.05	37.81	37.65	39.71	50.92	74.00	-23.08	peak
6	16590.000	14.70	42.27	40.45	35.11	51.63	68.20	-16.57	peak

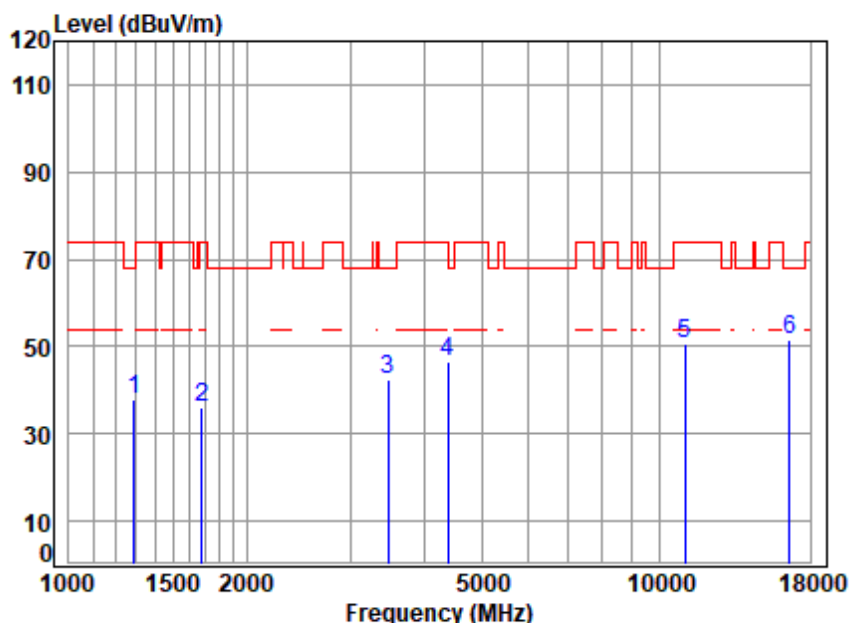


SGS-CSTC Standards Technical Services Co., Ltd.  
Shenzhen Branch

Unless otherwise agreed in writing, this document is issued by the Company subject to its General Conditions of Service printed overleaf, available on request or accessible at <http://www.sgs.com/en/Terms-and-Conditions.aspx> and, for electronic format documents, subject to Terms and Conditions for Electronic Documents at <http://www.sgs.com/en/Terms-and-Conditions/Terms-e-Documents.aspx>. Attention is drawn to the limitation of liability, indemnification and jurisdiction issues defined therein. Any holder of this document is advised that information contained hereon reflects the Company's findings at the time of its intervention only and within the limits of Client's instructions, if any. The Company's sole responsibility is to its Client and this document does not exonerate parties to a transaction from exercising all their rights and obligations under the transaction documents. This document cannot be reproduced except in full, without prior written approval of the Company. Any unauthorized alteration, forgery or falsification of the content or appearance of this document is unlawful and offenders may be prosecuted to the fullest extent of the law. Unless otherwise stated the results shown in this test report refer only to the sample(s) tested and such sample(s) are retained for 30 days only.  
Attention: To check the authenticity of testing /inspection report and certificate, please contact us at telephone: (86-755) 8307 1443, or email: [CN.Doccheck@sgs.com](mailto:CN.Doccheck@sgs.com)

No.1 Workshop, M-10, Middle Section, Science & Technology Park, Shenzhen, China 518057 t (86-755) 26012053 f (86-755) 26710594 www.sgs.com.cn  
中国·深圳·科技园中区M-10栋一号厂房 邮编: 518057 t (86-755) 26012053 f (86-755) 26710594 sgs.china@sgs.com

Mode:g; Polarization:Vertical; Modulation:802.11ac; bandwidth:80MHz; Channel:Low



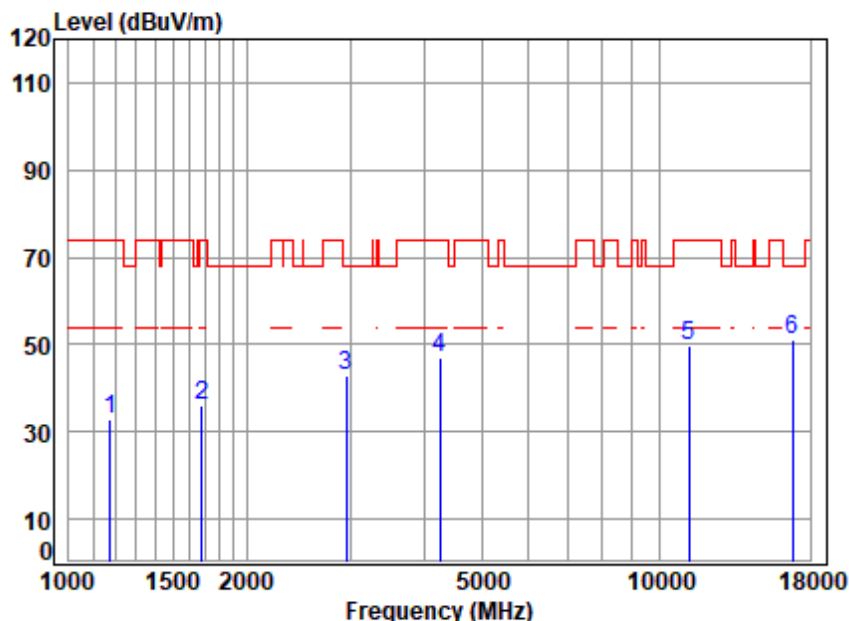
Site : chamber  
Condition: 3m VERTICAL  
Job No : 11025AT/11026AT  
Mode : 5530 TX RSE  
Note : 5G WIFI 11AC80

		Cable	Ant	Preamp	Read		Limit	Over	
	Freq	Loss	Factor	Factor	Level	Level	Line	Limit	Remark
	MHz	dB	dB/m	dB	dBuV	dBuV/m	dBuV/m	dB	
1	1289.627	2.92	24.98	39.82	49.67	37.75	68.20	-30.45	peak
2	1682.477	3.42	26.60	40.05	46.17	36.14	74.00	-37.86	peak
3	3475.541	5.49	31.66	41.06	46.53	42.62	68.20	-25.58	peak
4	4379.699	6.65	33.39	41.77	48.15	46.42	74.00	-27.58	peak
5	11060.000	11.05	37.81	37.65	39.35	50.56	74.00	-23.44	peak
6	16590.000	14.70	42.27	40.45	34.93	51.45	68.20	-16.75	peak





Mode:g; Polarization:Horizontal; Modulation:802.11ac; bandwidth:80MHz; Channel:High

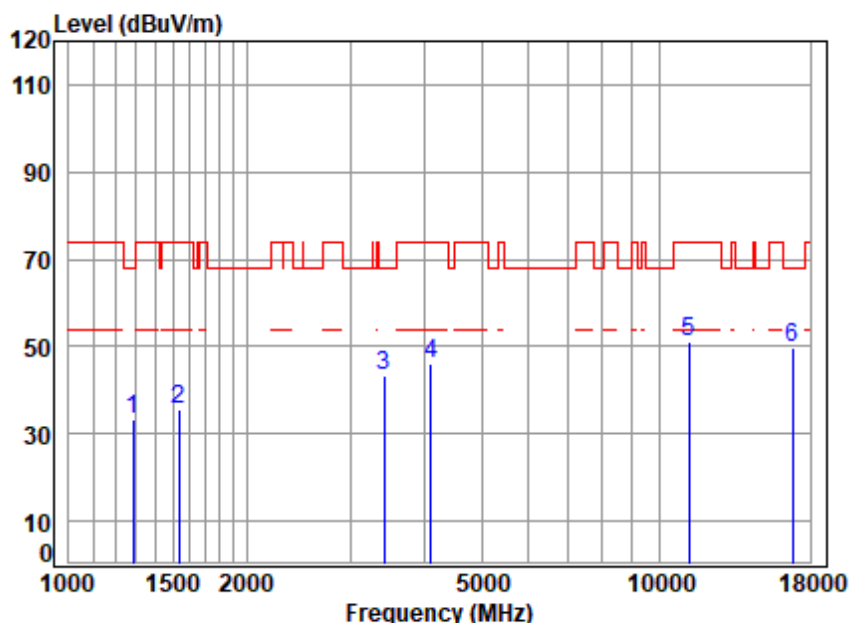


Site : chamber  
Condition: 3m HORIZONTAL  
Job No : 11025AT/11026AT  
Mode : 5610 TX RSE  
Note : 5G WIFI 11AC80

		Cable	Ant	Preamp	Read		Limit	Over	
	Freq	Loss	Factor	Factor	Level	Level	Line	Limit	Remark
	MHz	dB	dB/m	dB	dBuV	dBuV/m	dBuV/m	dB	
1	1175.697	2.72	24.48	39.74	45.47	32.93	74.00	-41.07	peak
2	1677.621	3.41	26.58	40.05	46.26	36.20	74.00	-37.80	peak
3	2947.623	4.83	30.69	40.68	47.96	42.80	68.20	-25.40	peak
4	4242.641	6.52	33.15	41.64	49.14	47.17	74.00	-26.83	peak
5	11220.000	11.26	37.84	37.73	38.23	49.60	74.00	-24.40	peak
6	16830.000	14.39	42.47	40.39	34.45	50.92	68.20	-17.28	peak



Mode:g; Polarization:Vertical; Modulation:802.11ac; bandwidth:80MHz; Channel:High

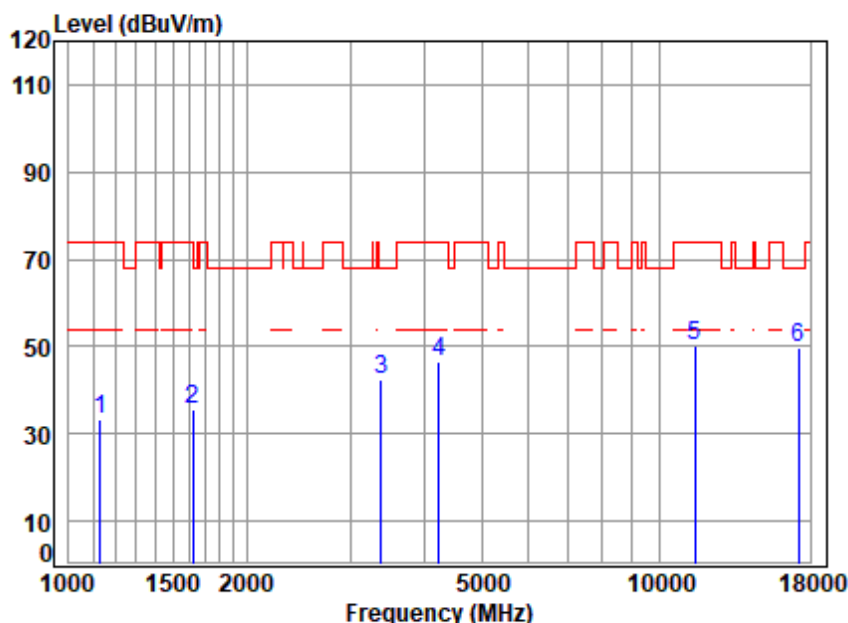


Site : chamber  
Condition: 3m VERTICAL  
Job No : 11025AT/11026AT  
Mode : 5610 TX RSE  
Note : 5G WIFI 11AC80

		Cable	Ant	Preamp	Read		Limit	Over	
	Freq	Loss	Factor	Factor	Level	Level	Line	Limit	Remark
	MHz	dB	dB/m	dB	dBuV	dBuV/m	dBuV/m	dB	
1	1285.904	2.92	24.96	39.82	45.47	33.53	68.20	-34.67	peak
2	1538.281	3.29	25.98	39.97	46.23	35.53	74.00	-38.47	peak
3	3415.787	5.42	31.57	41.02	47.16	43.13	68.20	-25.07	peak
4	4109.872	6.39	32.91	41.51	48.52	46.31	74.00	-27.69	peak
5	11220.000	11.26	37.84	37.73	39.59	50.96	74.00	-23.04	peak
6	16830.000	14.39	42.47	40.39	33.47	49.94	68.20	-18.26	peak



Mode:h; Polarization:Horizontal; Modulation:802.11a; bandwidth:20MHz; Channel:Low

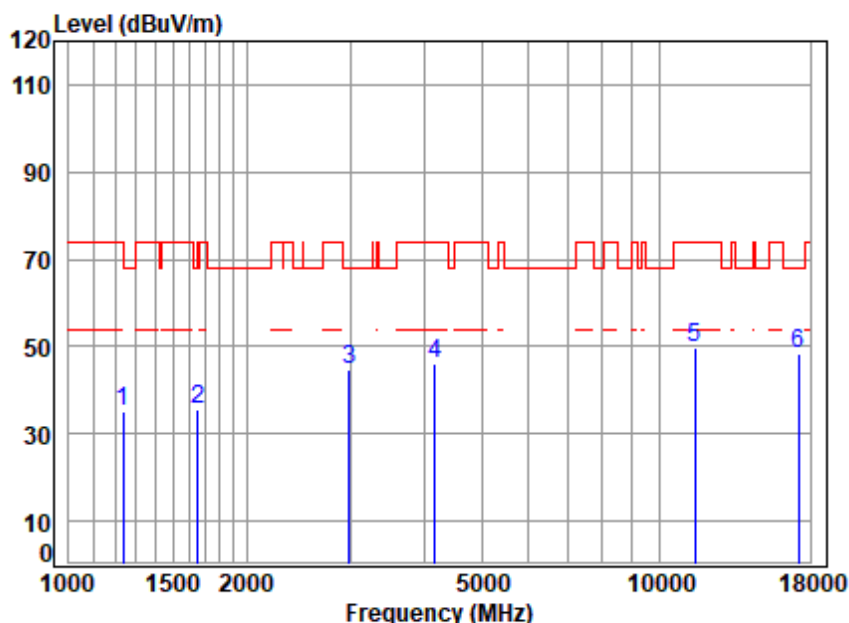


Site : chamber  
Condition: 3m HORIZONTAL  
Job No : 11025AT/11026AT  
Mode : 5745 TX RSE  
Note : 5G WIFI 11A

		Cable	Ant	Preamp	Read		Limit	Over	
	Freq	Loss	Factor	Factor	Level	Level	Line	Limit	Remark
	MHz	dB	dB/m	dB	dBuV	dBuV/m	dBuV/m	dB	
1	1132.340	2.64	24.27	39.71	46.05	33.25	74.00	-40.75	peak
2	1625.121	3.37	26.36	40.02	46.00	35.71	74.00	-38.29	peak
3	3376.523	5.37	31.51	40.99	46.56	42.45	68.20	-25.75	peak
4	4230.396	6.51	33.13	41.63	48.45	46.46	74.00	-27.54	peak
5	11490.000	11.62	37.90	37.86	38.69	50.35	74.00	-23.65	peak
6	17235.000	14.09	42.74	40.28	33.15	49.70	68.20	-18.50	peak



Mode:h; Polarization:Vertical; Modulation:802.11a; bandwidth:20MHz; Channel:Low



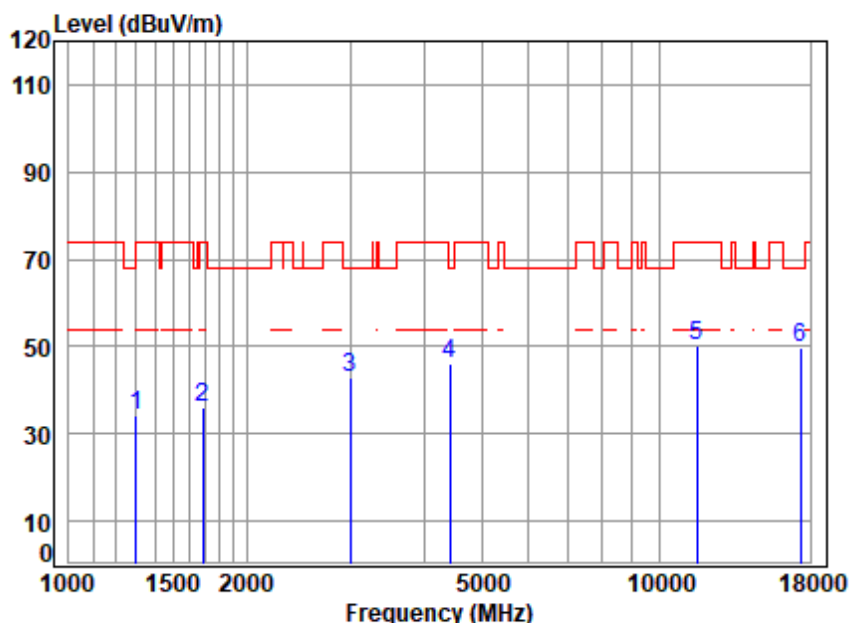
Site : chamber  
Condition: 3m VERTICAL  
Job No : 11025AT/11026AT  
Mode : 5745 TX RSE  
Note : 5G WIFI 11A

		Cable	Ant	Preamp	Read		Limit	Over	
	Freq	Loss	Factor	Factor	Level	Level	Line	Limit	Remark
	MHz	dB	dB/m	dB	dBuV	dBuV/m	dBuV/m	dB	
1	1238.483	2.83	24.76	39.79	47.17	34.97	74.00	-39.03	peak
2	1653.550	3.39	26.48	40.04	45.70	35.53	68.20	-32.67	peak
3	2990.531	4.85	30.86	40.70	49.75	44.76	68.20	-23.44	peak
4	4169.698	6.45	33.02	41.57	47.96	45.86	74.00	-28.14	peak
5	11490.000	11.62	37.90	37.86	38.02	49.68	74.00	-24.32	peak
6	17235.000	14.09	42.74	40.28	31.96	48.51	68.20	-19.69	peak





Mode:h; Polarization:Horizontal; Modulation:802.11a; bandwidth:20MHz; Channel:middle

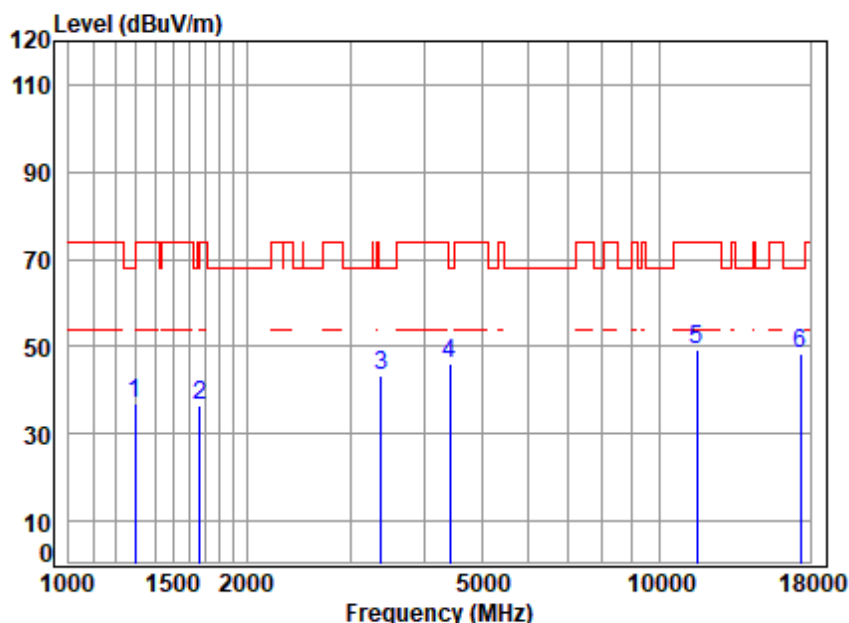


Site : chamber  
Condition: 3m HORIZONTAL  
Job No : 11025AT/11026AT  
Mode : 5785 TX RSE  
Note : 5G WIFI 11A

		Cable	Ant	Preamp	Read		Limit	Over	
	Freq	Loss	Factor	Factor	Level	Level	Line	Limit	Remark
	MHz	dB	dB/m	dB	dBuV	dBuV/m	dBuV/m	dB	
1	1300.858	2.94	25.03	39.83	46.16	34.30	74.00	-39.70	peak
2	1687.347	3.42	26.62	40.05	45.87	35.86	74.00	-38.14	peak
3	2999.187	4.86	30.90	40.70	47.77	42.83	68.20	-25.37	peak
4	4417.841	6.68	33.46	41.80	47.73	46.07	68.20	-22.13	peak
5	11570.000	11.72	37.87	37.90	38.35	50.04	74.00	-23.96	peak
6	17355.000	14.06	42.81	40.25	33.03	49.65	68.20	-18.55	peak



Mode:h; Polarization:Vertical; Modulation:802.11a; bandwidth:20MHz; Channel:middle

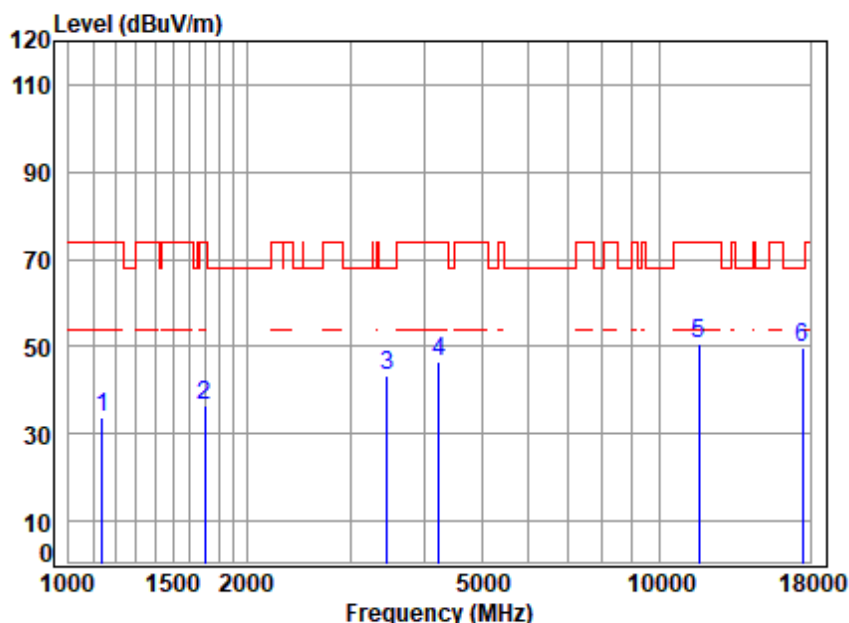


Site : chamber  
Condition: 3m VERTICAL  
Job No : 11025AT/11026AT  
Mode : 5785 TX RSE  
Note : 5G WIFI 11A

		Cable	Ant	Preamp	Read		Limit	Over	
	Freq	Loss	Factor	Factor	Level	Level	Line	Limit	Remark
	MHz	dB	dB/m	dB	dBuV	dBuV/m	dBuV/m	dB	
1	1297.103	2.94	25.01	39.83	48.63	36.75	68.20	-31.45	peak
2	1667.951	3.40	26.54	40.04	46.58	36.48	74.00	-37.52	peak
3	3386.297	5.38	31.53	40.99	47.29	43.21	68.20	-24.99	peak
4	4417.841	6.68	33.46	41.80	47.73	46.07	68.20	-22.13	peak
5	11570.000	11.72	37.87	37.90	37.76	49.45	74.00	-24.55	peak
6	17355.000	14.06	42.81	40.25	31.71	48.33	68.20	-19.87	peak



Mode:h; Polarization:Horizontal; Modulation:802.11a; bandwidth:20MHz; Channel:High

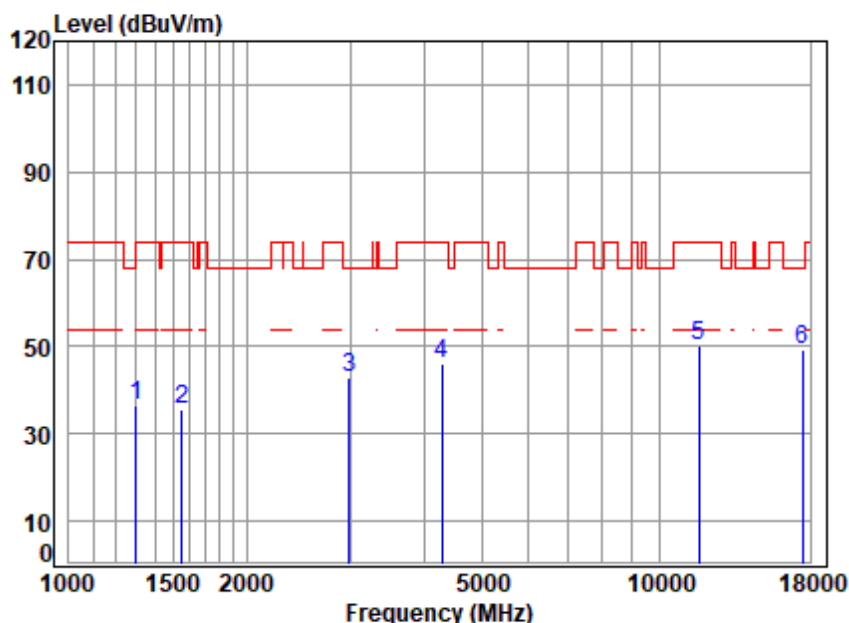


Site : chamber  
Condition: 3m HORIZONTAL  
Job No : 11025AT/11026AT  
Mode : 5825 TX RSE  
Note : 5G WIFI 11A

		Cable	Ant	Preamp	Read		Limit	Over	
	Freq	Loss	Factor	Factor	Level	Level	Line	Limit	Remark
	MHz	dB	dB/m	dB	dBuV	dBuV/m	dBuV/m	dB	
1	1138.904	2.65	24.31	39.71	46.72	33.97	74.00	-40.03	peak
2	1702.042	3.43	26.68	40.06	46.53	36.58	74.00	-37.42	peak
3	3465.510	5.48	31.65	41.05	47.19	43.27	68.20	-24.93	peak
4	4230.396	6.51	33.13	41.63	48.34	46.35	74.00	-27.65	peak
5	11650.000	11.82	37.84	37.94	38.74	50.46	74.00	-23.54	peak
6	17475.000	14.02	42.89	40.23	33.24	49.92	68.20	-18.28	peak



Mode:h; Polarization:Vertical; Modulation:802.11a; bandwidth:20MHz; Channel:High



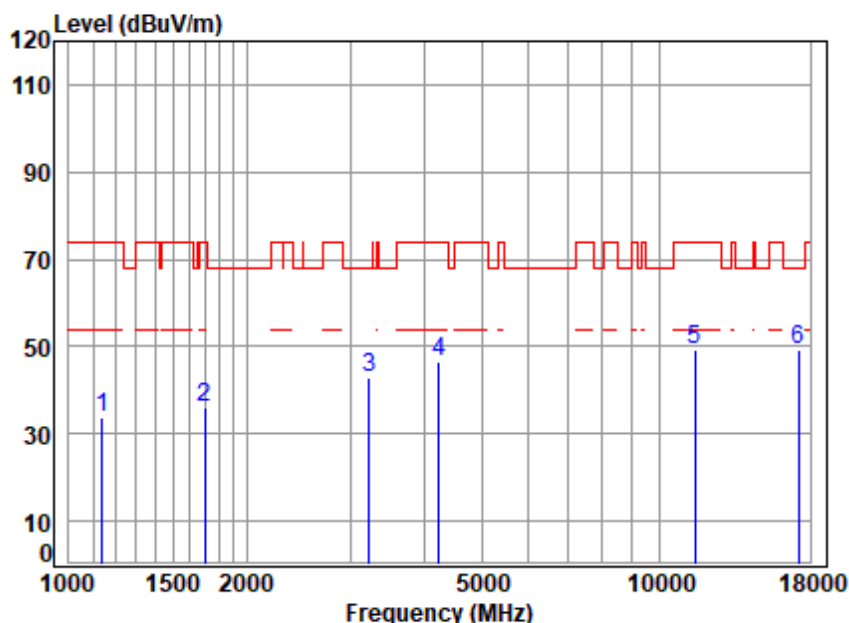
Site : chamber  
Condition: 3m VERTICAL  
Job No : 11025AT/11026AT  
Mode : 5825 TX RSE  
Note : 5G WIFI 11A

		Cable	Ant	Preamp	Read		Limit	Over	
	Freq	Loss	Factor	Factor	Level	Level	Line	Limit	Remark
	MHz	dB	dB/m	dB	dBuV	dBuV/m	dBuV/m	dB	
1	1300.858	2.94	25.03	39.83	48.41	36.55	74.00	-37.45	peak
2	1551.677	3.31	26.04	39.98	46.26	35.63	74.00	-38.37	peak
3	2990.531	4.85	30.86	40.70	47.81	42.82	68.20	-25.38	peak
4	4291.977	6.57	33.24	41.68	47.73	45.86	74.00	-28.14	peak
5	11650.000	11.82	37.84	37.94	38.60	50.32	74.00	-23.68	peak
6	17475.000	14.02	42.89	40.23	32.81	49.49	68.20	-18.71	peak





Mode:h; Polarization:Horizontal; Modulation:802.11n; bandwidth:20MHz; Channel:Low

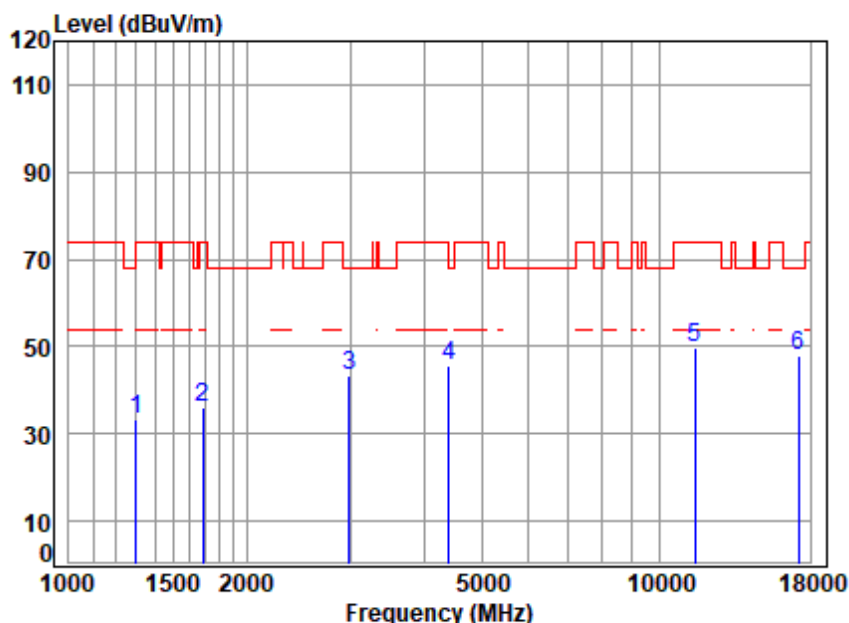


Site : chamber  
Condition: 3m HORIZONTAL  
Job No : 11025AT/11026AT  
Mode : 5745 TX RSE  
Note : 5G WIFI 11N20

		Cable	Ant	Preamp	Read		Limit	Over	
	Freq	Loss	Factor	Factor	Level	Level	Line	Limit	Remark
	MHz	dB	dB/m	dB	dBuV	dBuV/m	dBuV/m	dB	
1	1138.904	2.65	24.31	39.71	46.47	33.72	74.00	-40.28	peak
2	1697.129	3.43	26.66	40.06	46.06	36.09	74.00	-37.91	peak
3	3223.928	5.17	31.27	40.88	47.39	42.95	68.20	-25.25	peak
4	4230.396	6.51	33.13	41.63	48.32	46.33	74.00	-27.67	peak
5	11490.000	11.62	37.90	37.86	37.55	49.21	74.00	-24.79	peak
6	17235.000	14.09	42.74	40.28	32.55	49.10	68.20	-19.10	peak



Mode:h; Polarization:Vertical; Modulation:802.11n; bandwidth:20MHz; Channel:Low

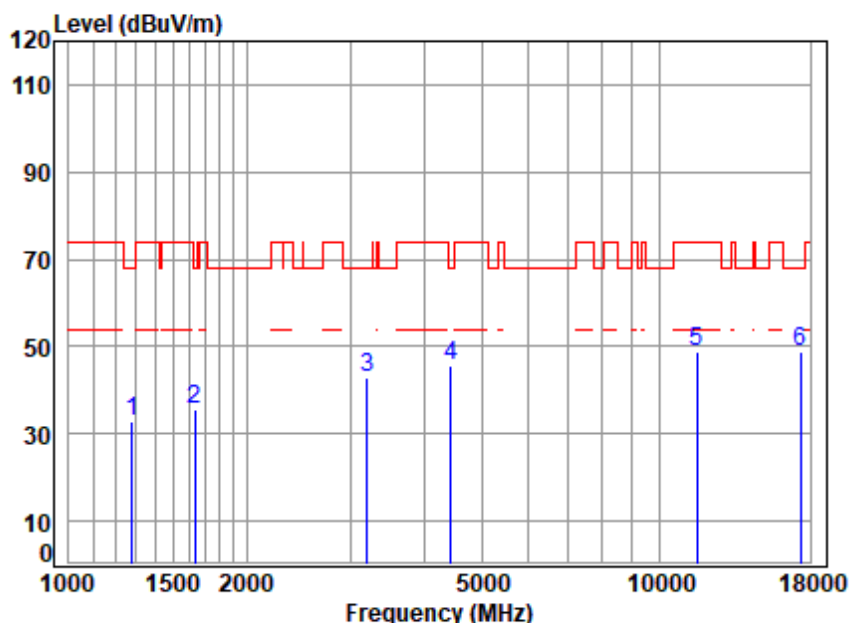


Site : chamber  
Condition: 3m VERTICAL  
Job No : 11025AT/11026AT  
Mode : 5745 TX RSE  
Note : 5G WIFI 11N20

		Cable	Ant	Preamp	Read		Limit	Over	
	Freq	Loss	Factor	Factor	Level	Level	Line	Limit	Remark
	MHz	dB	dB/m	dB	dBuV	dBuV/m	dBuV/m	dB	
1	1300.858	2.94	25.03	39.83	45.33	33.47	74.00	-40.53	peak
2	1687.347	3.42	26.62	40.05	46.05	36.04	74.00	-37.96	peak
3	2990.531	4.85	30.86	40.70	48.15	43.16	68.20	-25.04	peak
4	4405.090	6.67	33.44	41.79	47.23	45.55	68.20	-22.65	peak
5	11490.000	11.62	37.90	37.86	38.17	49.83	74.00	-24.17	peak
6	17235.000	14.09	42.74	40.28	31.37	47.92	68.20	-20.28	peak



Mode:h; Polarization:Horizontal; Modulation:802.11n; bandwidth:20MHz; Channel:middle

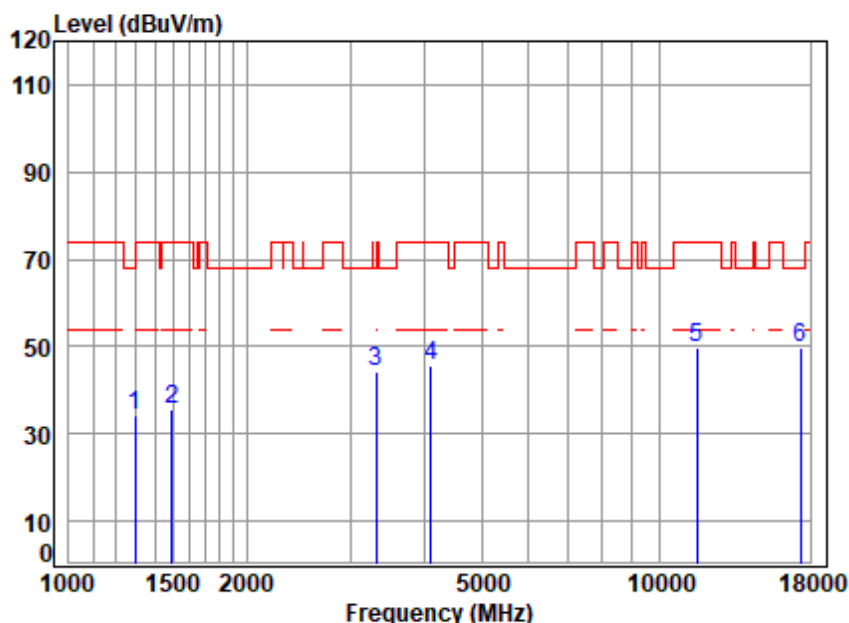


Site : chamber  
Condition: 3m HORIZONTAL  
Job No : 11025AT/11026AT  
Mode : 5785 TX RSE  
Note : 5G WIFI 11N20

		Cable	Ant	Preamp	Read		Limit	Over	
	Freq	Loss	Factor	Factor	Level	Level	Line	Limit	Remark
	MHz	dB	dB/m	dB	dBuV	dBuV/m	dBuV/m	dB	
1	1282.193	2.91	24.95	39.82	45.04	33.08	68.20	-35.12	peak
2	1634.543	3.38	26.40	40.03	46.05	35.80	68.20	-32.40	peak
3	3205.345	5.14	31.24	40.86	47.32	42.84	68.20	-25.36	peak
4	4443.453	6.71	33.50	41.82	47.03	45.42	68.20	-22.78	peak
5	11570.000	11.72	37.87	37.90	37.23	48.92	74.00	-25.08	peak
6	17355.000	14.06	42.81	40.25	32.25	48.87	68.20	-19.33	peak



Mode:h; Polarization:Vertical; Modulation:802.11n; bandwidth:20MHz; Channel:middle



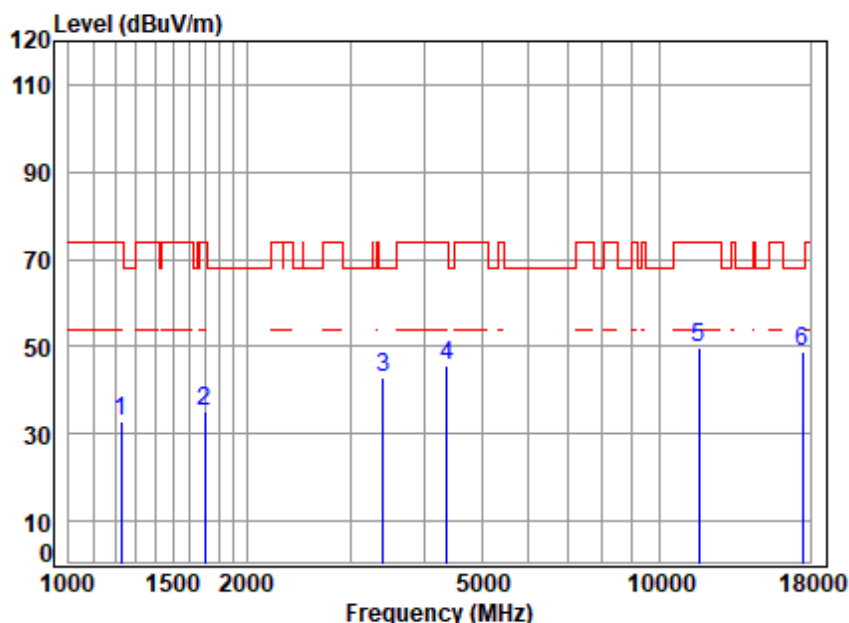
Site : chamber  
Condition: 3m VERTICAL  
Job No : 11025AT/11026AT  
Mode : 5785 TX RSE  
Note : 5G WIFI 11N20

		Cable	Ant	Preamp	Read		Limit	Over	
	Freq	Loss	Factor	Factor	Level	Level	Line	Limit	Remark
	MHz	dB	dB/m	dB	dBuV	dBuV/m	dBuV/m	dB	
1	1297.103	2.94	25.01	39.83	45.89	34.01	68.20	-34.19	peak
2	1494.455	3.25	25.78	39.95	46.70	35.78	74.00	-38.22	peak
3	3318.471	5.29	31.42	40.95	48.39	44.15	68.20	-24.05	peak
4	4098.010	6.38	32.88	41.50	47.96	45.72	74.00	-28.28	peak
5	11570.000	11.72	37.87	37.90	37.99	49.68	74.00	-24.32	peak
6	17355.000	14.06	42.81	40.25	33.13	49.75	68.20	-18.45	peak





Mode:h; Polarization:Horizontal; Modulation:802.11n; bandwidth:20MHz; Channel:High

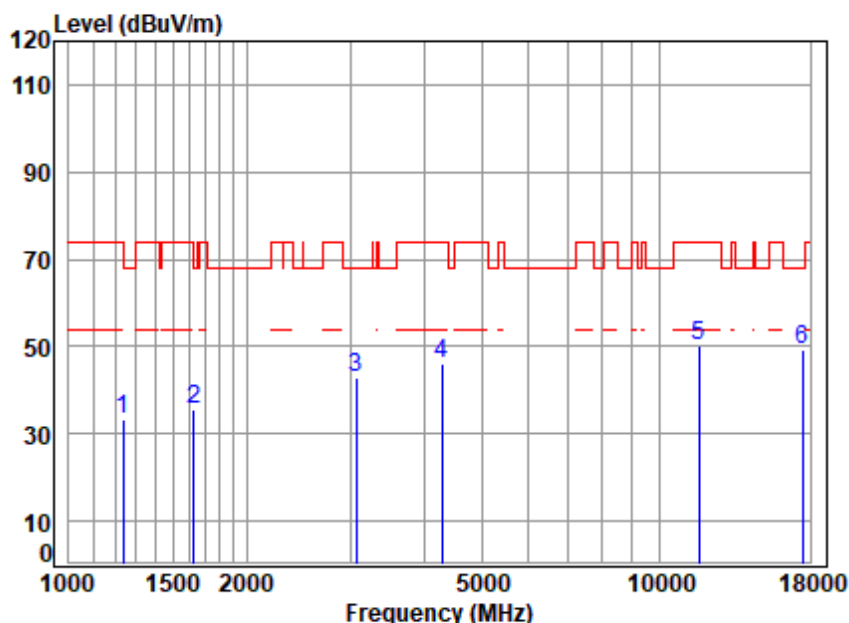


Site : chamber  
Condition: 3m HORIZONTAL  
Job No : 11025AT/11026AT  
Mode : 5825 TX RSE  
Note : 5G WIFI 11N20

		Cable	Ant	Preamp	Read		Limit	Over	
	Freq	Loss	Factor	Factor	Level	Level	Line	Limit	Remark
	MHz	dB	dB/m	dB	dBuV	dBuV/m	dBuV/m	dB	
1	1227.791	2.82	24.71	39.78	45.27	33.02	74.00	-40.98	peak
2	1702.042	3.43	26.68	40.06	45.28	35.33	74.00	-38.67	peak
3	3405.929	5.40	31.56	41.01	47.03	42.98	68.20	-25.22	peak
4	4367.058	6.64	33.37	41.75	47.38	45.64	74.00	-28.36	peak
5	11650.000	11.82	37.84	37.94	37.81	49.53	74.00	-24.47	peak
6	17475.000	14.02	42.89	40.23	32.34	49.02	68.20	-19.18	peak



Mode:h; Polarization:Vertical; Modulation:802.11n; bandwidth:20MHz; Channel:High

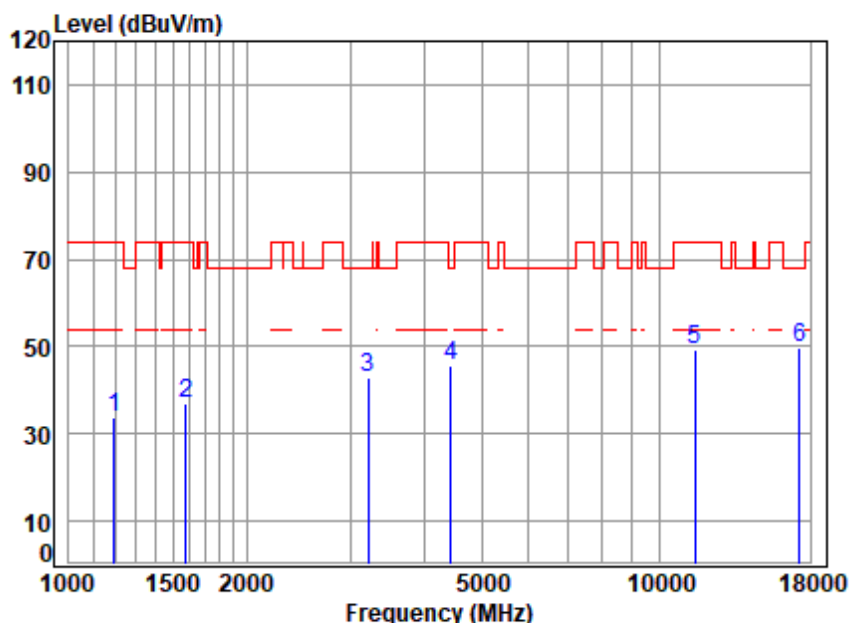


Site : chamber  
Condition: 3m VERTICAL  
Job No : 11025AT/11026AT  
Mode : 5825 TX RSE  
Note : 5G WIFI 11N20

		Cable	Ant	Preamp	Read		Limit	Over	
	Freq	Loss	Factor	Factor	Level	Level	Line	Limit	Remark
	MHz	dB	dB/m	dB	dBuV	dBuV/m	dBuV/m	dB	
1	1234.909	2.83	24.74	39.78	45.64	33.43	74.00	-40.57	peak
2	1629.825	3.37	26.38	40.02	45.99	35.72	68.20	-32.48	peak
3	3069.345	4.96	31.02	40.76	47.47	42.69	68.20	-25.51	peak
4	4291.977	6.57	33.24	41.68	48.01	46.14	74.00	-27.86	peak
5	11650.000	11.82	37.84	37.94	38.31	50.03	74.00	-23.97	peak
6	17475.000	14.02	42.89	40.23	32.41	49.09	68.20	-19.11	peak



Mode:h; Polarization:Horizontal; Modulation:802.11n; bandwidth:40MHz; Channel:Low

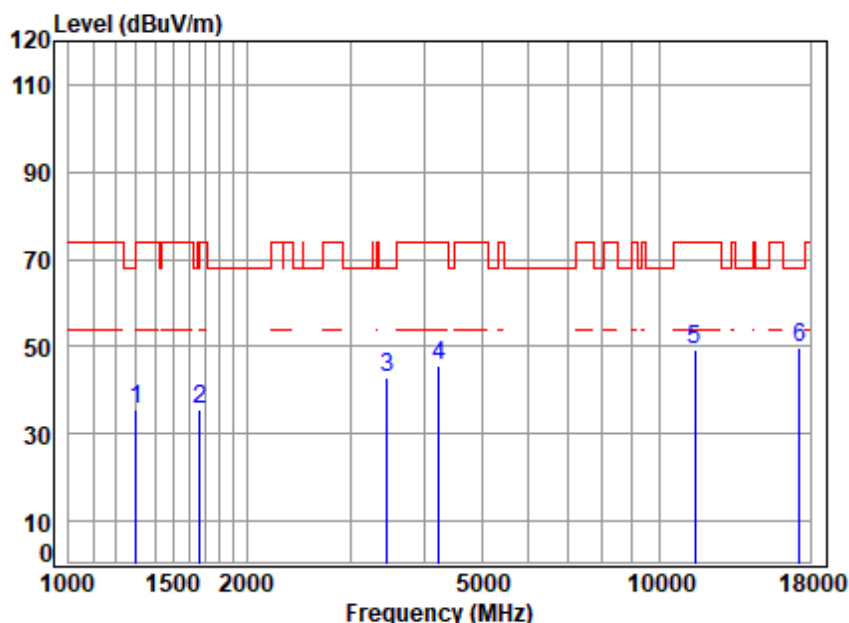


Site : chamber  
Condition: 3m HORIZONTAL  
Job No : 11025AT/11026AT  
Mode : 5755 TX RSE  
Note : 5G WIFI 11N40

		Cable	Ant	Preamp	Read		Limit	Over	
	Freq	Loss	Factor	Factor	Level	Level	Line	Limit	Remark
	MHz	dB	dB/m	dB	dBuV	dBuV/m	dBuV/m	dB	
1	1192.811	2.75	24.56	39.75	46.00	33.56	74.00	-40.44	peak
2	1578.822	3.33	26.16	40.00	47.61	37.10	74.00	-36.90	peak
3	3214.623	5.16	31.26	40.87	47.48	43.03	68.20	-25.17	peak
4	4443.453	6.71	33.50	41.82	47.14	45.53	68.20	-22.67	peak
5	11510.000	11.64	37.90	37.87	37.39	49.06	74.00	-24.94	peak
6	17265.000	14.08	42.76	40.28	33.36	49.92	68.20	-18.28	peak



Mode:h; Polarization:Vertical; Modulation:802.11n; bandwidth:40MHz; Channel:Low



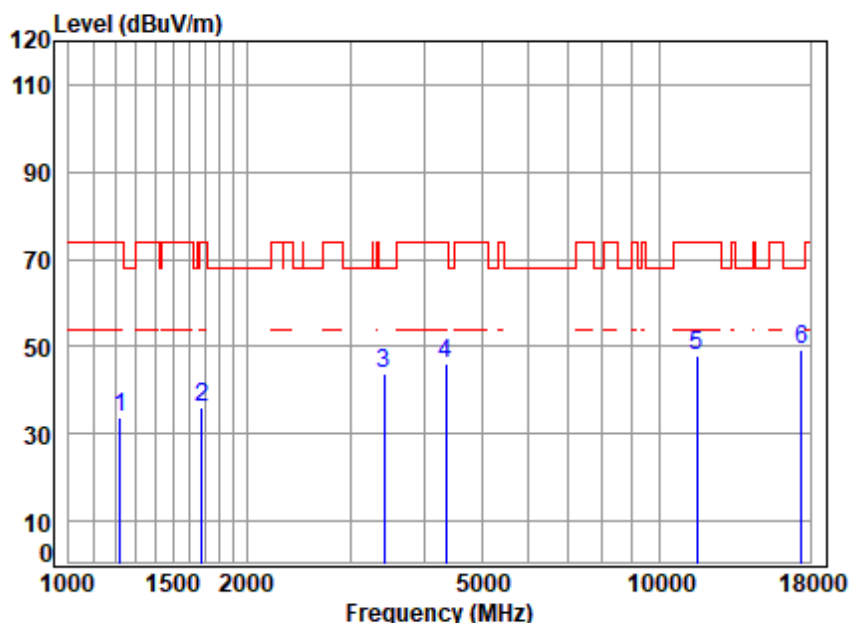
Site : chamber  
Condition: 3m VERTICAL  
Job No : 11025AT/11026AT  
Mode : 5755 TX RSE  
Note : 5G WIFI 11N40

		Cable	Ant	Preamp	Read		Limit	Over	
	Freq	Loss	Factor	Factor	Level	Level	Line	Limit	Remark
	MHz	dB	dB/m	dB	dBuV	dBuV/m	dBuV/m	dB	
1	1300.858	2.94	25.03	39.83	47.45	35.59	74.00	-38.41	peak
2	1667.951	3.40	26.54	40.04	45.66	35.56	74.00	-38.44	peak
3	3465.510	5.48	31.65	41.05	46.96	43.04	68.20	-25.16	peak
4	4230.396	6.51	33.13	41.63	47.71	45.72	74.00	-28.28	peak
5	11510.000	11.64	37.90	37.87	37.74	49.41	74.00	-24.59	peak
6	17265.000	14.08	42.76	40.28	33.28	49.84	68.20	-18.36	peak





Mode:h; Polarization:Horizontal; Modulation:802.11n; bandwidth:40MHz; Channel:High

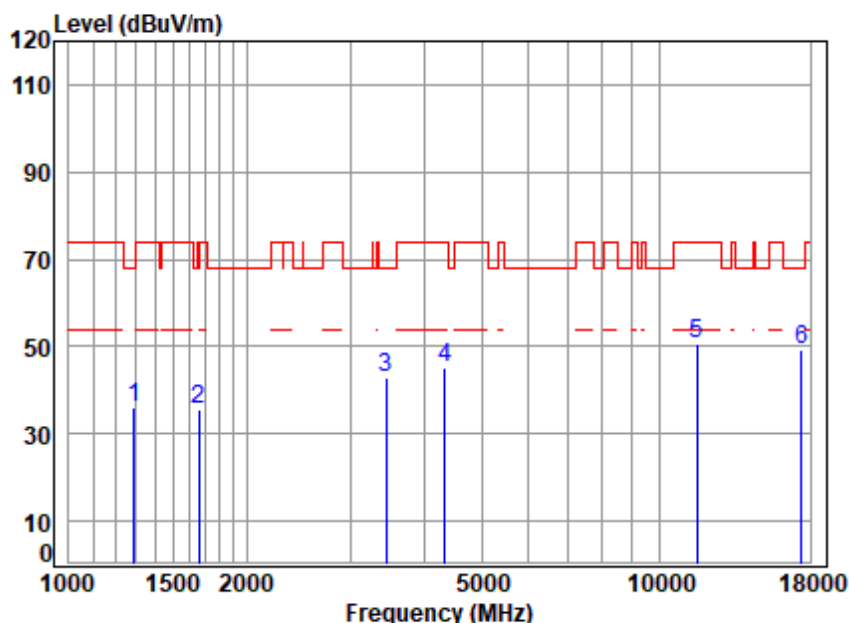


Site : chamber  
Condition: 3m HORIZONTAL  
Job No : 11025AT/11026AT  
Mode : 5795 TX RSE  
Note : 5G WIFI 11N40

		Cable	Ant	Preamp	Read		Limit	Over	
	Freq	Loss	Factor	Factor	Level	Level	Line	Limit	Remark
	MHz	dB	dB/m	dB	dBuV	dBuV/m	dBuV/m	dB	
1	1220.714	2.80	24.68	39.77	46.17	33.88	74.00	-40.12	peak
2	1677.621	3.41	26.58	40.05	45.93	35.87	74.00	-38.13	peak
3	3415.787	5.42	31.57	41.02	47.67	43.64	68.20	-24.56	peak
4	4354.454	6.63	33.35	41.74	47.83	46.07	74.00	-27.93	peak
5	11590.000	11.74	37.86	37.91	36.38	48.07	74.00	-25.93	peak
6	17385.000	14.05	42.83	40.25	32.44	49.07	68.20	-19.13	peak



Mode:h; Polarization:Vertical; Modulation:802.11n; bandwidth:40MHz; Channel:High

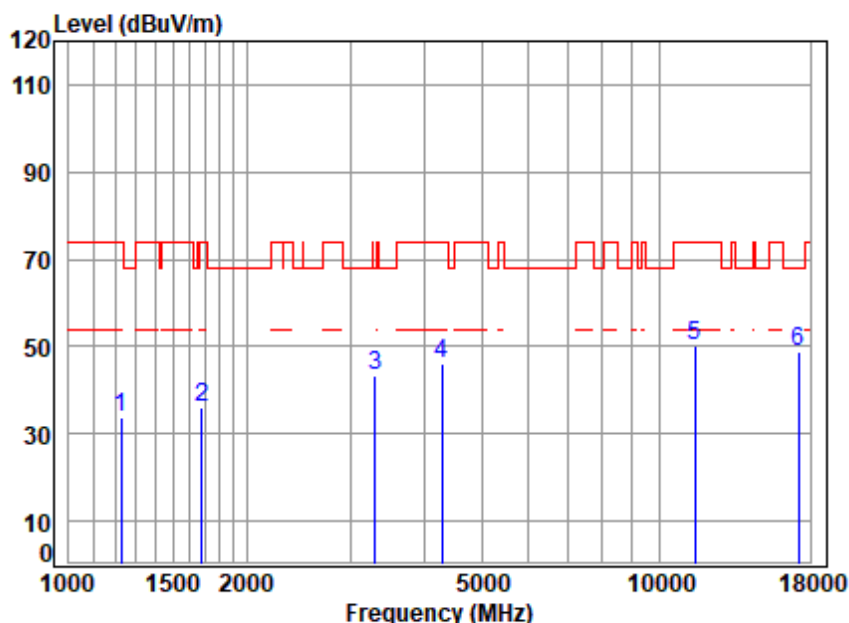


Site : chamber  
Condition: 3m VERTICAL  
Job No : 11025AT/11026AT  
Mode : 5795 TX RSE  
Note : 5G WIFI 11N40

		Cable	Ant	Preamp	Read		Limit	Over	
	Freq	Loss	Factor	Factor	Level	Level	Line	Limit	Remark
	MHz	dB	dB/m	dB	dBuV	dBuV/m	dBuV/m	dB	
1	1289.627	2.92	24.98	39.82	47.88	35.96	68.20	-32.24	peak
2	1658.337	3.40	26.50	40.04	45.69	35.55	68.20	-32.65	peak
3	3445.535	5.45	31.62	41.04	46.73	42.76	68.20	-25.44	peak
4	4341.886	6.61	33.33	41.73	47.10	45.31	74.00	-28.69	peak
5	11590.000	11.74	37.86	37.91	39.00	50.69	74.00	-23.31	peak
6	17385.000	14.05	42.83	40.25	32.81	49.44	68.20	-18.76	peak



Mode:h; Polarization:Horizontal; Modulation:802.11ac; bandwidth:20MHz; Channel:Low

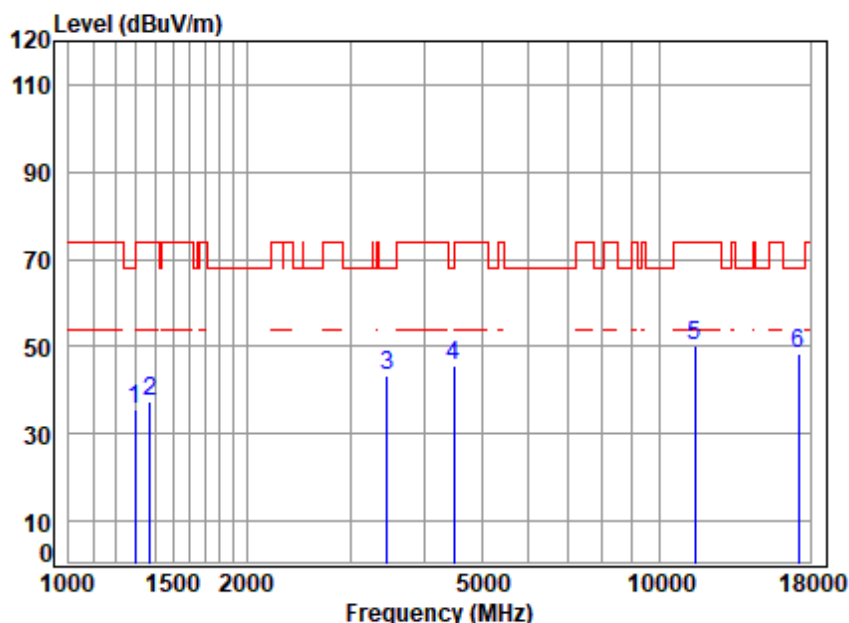


Site : chamber  
Condition: 3m HORIZONTAL  
Job No : 11025AT/11026AT  
Mode : 5745 TX RSE  
Note : 5G WIFI 11AC20

		Cable	Ant	Preamp	Read		Limit	Over	
	Freq	Loss	Factor	Factor	Level	Level	Line	Limit	Remark
	MHz	dB	dB/m	dB	dBuV	dBuV/m	dBuV/m	dB	
1	1227.791	2.82	24.71	39.78	45.96	33.71	74.00	-40.29	peak
2	1677.621	3.41	26.58	40.05	46.18	36.12	74.00	-37.88	peak
3	3308.894	5.28	31.41	40.94	47.61	43.36	68.20	-24.84	peak
4	4279.589	6.56	33.22	41.67	48.02	46.13	74.00	-27.87	peak
5	11490.000	11.62	37.90	37.86	38.46	50.12	74.00	-23.88	peak
6	17235.000	14.09	42.74	40.28	32.23	48.78	68.20	-19.42	peak



Mode:h; Polarization:Vertical; Modulation:802.11ac; bandwidth:20MHz; Channel:Low



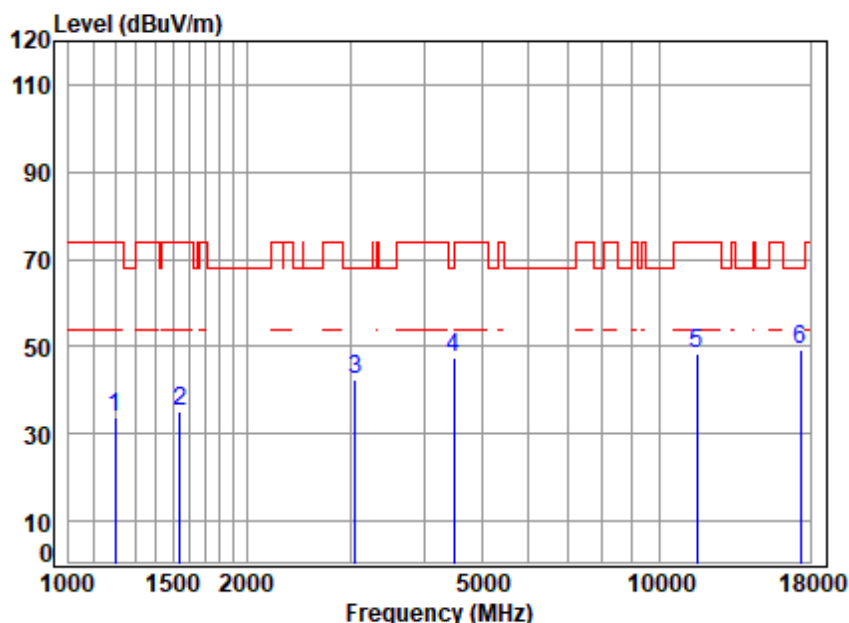
Site : chamber  
Condition: 3m VERTICAL  
Job No : 11025AT/11026AT  
Mode : 5745 TX RSE  
Note : 5G WIFI 11AC20

		Cable	Ant	Preamp	Read		Limit	Over	
	Freq	Loss	Factor	Factor	Level	Level	Line	Limit	Remark
	MHz	dB	dB/m	dB	dBuV	dBuV/m	dBuV/m	dB	
1	1293.359	2.93	25.00	39.82	47.59	35.70	68.20	-32.50	peak
2	1370.328	3.06	25.31	39.87	48.98	37.48	74.00	-36.52	peak
3	3465.510	5.48	31.65	41.05	47.38	43.46	68.20	-24.74	peak
4	4482.150	6.74	33.57	41.86	47.37	45.82	68.20	-22.38	peak
5	11490.000	11.62	37.90	37.86	38.50	50.16	74.00	-23.84	peak
6	17235.000	14.09	42.74	40.28	31.84	48.39	68.20	-19.81	peak





Mode:h; Polarization:Horizontal; Modulation:802.11ac; bandwidth:20MHz; Channel:middle



Site : chamber  
Condition: 3m HORIZONTAL  
Job No : 11025AT/11026AT  
Mode : 5785 TX RSE  
Note : 5G WIFI 11AC20

		Cable	Ant	Preamp	Read		Limit	Over	
	Freq	Loss	Factor	Factor	Level	Level	Line	Limit	Remark
	MHz	dB	dB/m	dB	dBuV	dBuV/m	dBuV/m	dB	
1	1196.264	2.76	24.57	39.76	45.97	33.54	74.00	-40.46	peak
2	1542.733	3.30	26.00	39.98	45.75	35.07	74.00	-38.93	peak
3	3051.653	4.93	30.99	40.74	47.46	42.64	68.20	-25.56	peak
4	4482.150	6.74	33.57	41.86	48.82	47.27	68.20	-20.93	peak
5	11570.000	11.72	37.87	37.90	36.86	48.55	74.00	-25.45	peak
6	17355.000	14.06	42.81	40.25	32.74	49.36	68.20	-18.84	peak

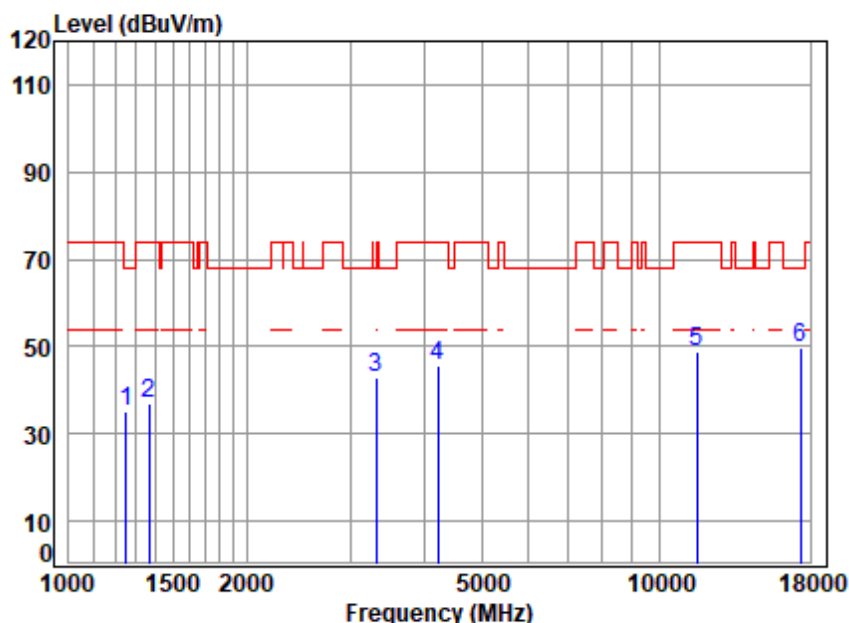


SGS-CSTC Standards Technical Services Co., Ltd.  
Shenzhen Branch

Unless otherwise agreed in writing, this document is issued by the Company subject to its General Conditions of Service printed overleaf, available on request or accessible at <http://www.sgs.com/en/Terms-and-Conditions.aspx> and, for electronic format documents, subject to Terms and Conditions for Electronic Documents at <http://www.sgs.com/en/Terms-and-Conditions/Terms-e-Documents.aspx>. Attention is drawn to the limitation of liability, indemnification and jurisdiction issues defined therein. Any holder of this document is advised that information contained hereon reflects the Company's findings at the time of its intervention only and within the limits of Client's instructions, if any. The Company's sole responsibility is to its Client and this document does not exonerate parties to a transaction from exercising all their rights and obligations under the transaction documents. This document cannot be reproduced except in full, without prior written approval of the Company. Any unauthorized alteration, forgery or falsification of the content or appearance of this document is unlawful and offenders may be prosecuted to the fullest extent of the law. Unless otherwise stated the results shown in this test report refer only to the sample(s) tested and such sample(s) are retained for 30 days only.  
Attention: To check the authenticity of testing /inspection report and certificate, please contact us at telephone: (86-755) 8307 1443, or email: [CN.Doccheck@sgs.com](mailto:CN.Doccheck@sgs.com)

No.1 Workshop, M-10, Middle Section, Science & Technology Park, Shenzhen, China 518057 t (86-755) 26012053 f (86-755) 26710594 www.sgs.com.cn  
中国·深圳·科技园中区M-10栋一号厂房 邮编: 518057 t (86-755) 26012053 f (86-755) 26710594 sgs.china@sgs.com

Mode:h; Polarization:Vertical; Modulation:802.11ac; bandwidth:20MHz; Channel:middle

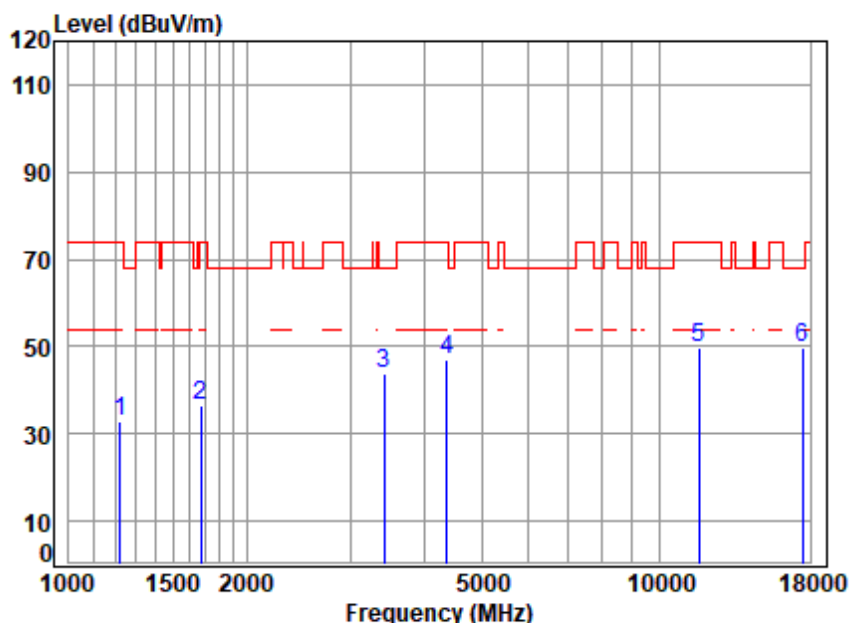


Site : chamber  
Condition: 3m VERTICAL  
Job No : 11025AT/11026AT  
Mode : 5785 TX RSE  
Note : 5G WIFI 11AC20

		Cable	Ant	Preamp	Read		Limit	Over	
	Freq	Loss	Factor	Factor	Level	Level	Line	Limit	Remark
	MHz	dB	dB/m	dB	dBuV	dBuV/m	dBuV/m	dB	
1	1249.269	2.85	24.81	39.79	47.19	35.06	68.20	-33.14	peak
2	1366.374	3.05	25.29	39.87	48.33	36.80	74.00	-37.20	peak
3	3318.471	5.29	31.42	40.95	47.06	42.82	68.20	-25.38	peak
4	4218.186	6.50	33.11	41.61	47.84	45.84	74.00	-28.16	peak
5	11570.000	11.72	37.87	37.90	37.33	49.02	74.00	-24.98	peak
6	17355.000	14.06	42.81	40.25	33.33	49.95	68.20	-18.25	peak



Mode:h; Polarization:Horizontal; Modulation:802.11ac; bandwidth:20MHz; Channel:High

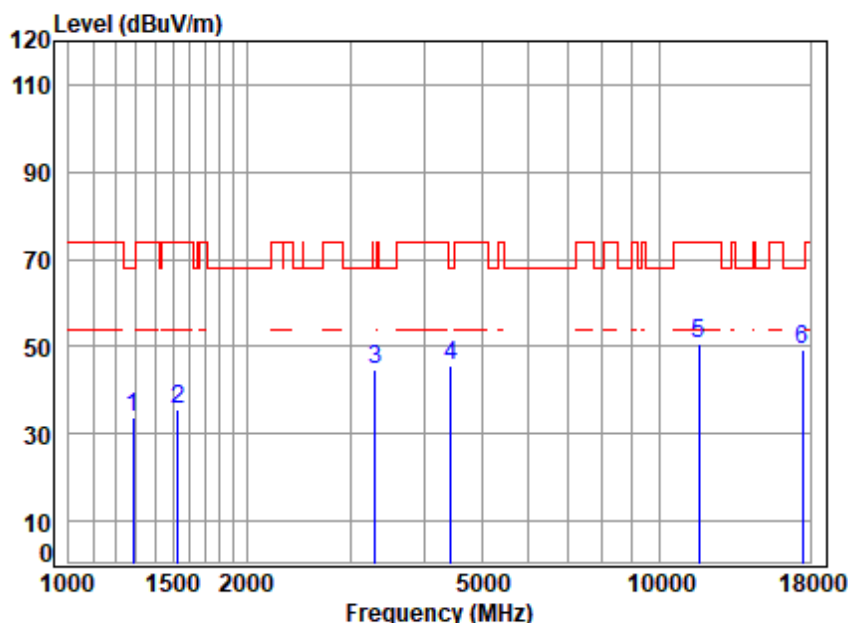


Site : chamber  
Condition: 3m HORIZONTAL  
Job No : 11025AT/11026AT  
Mode : 5825 TX RSE  
Note : 5G WIFI 11AC20

		Cable	Ant	Preamp	Read		Limit	Over	
	Freq	Loss	Factor	Factor	Level	Level	Line	Limit	Remark
	MHz	dB	dB/m	dB	dBuV	dBuV/m	dBuV/m	dB	
1	1224.247	2.81	24.70	39.78	45.21	32.94	74.00	-41.06	peak
2	1672.779	3.41	26.56	40.05	46.49	36.41	74.00	-37.59	peak
3	3415.787	5.42	31.57	41.02	47.94	43.91	68.20	-24.29	peak
4	4367.058	6.64	33.37	41.75	48.53	46.79	74.00	-27.21	peak
5	11650.000	11.82	37.84	37.94	38.01	49.73	74.00	-24.27	peak
6	17475.000	14.02	42.89	40.23	32.98	49.66	68.20	-18.54	peak



Mode:h; Polarization:Vertical; Modulation:802.11ac; bandwidth:20MHz; Channel:High



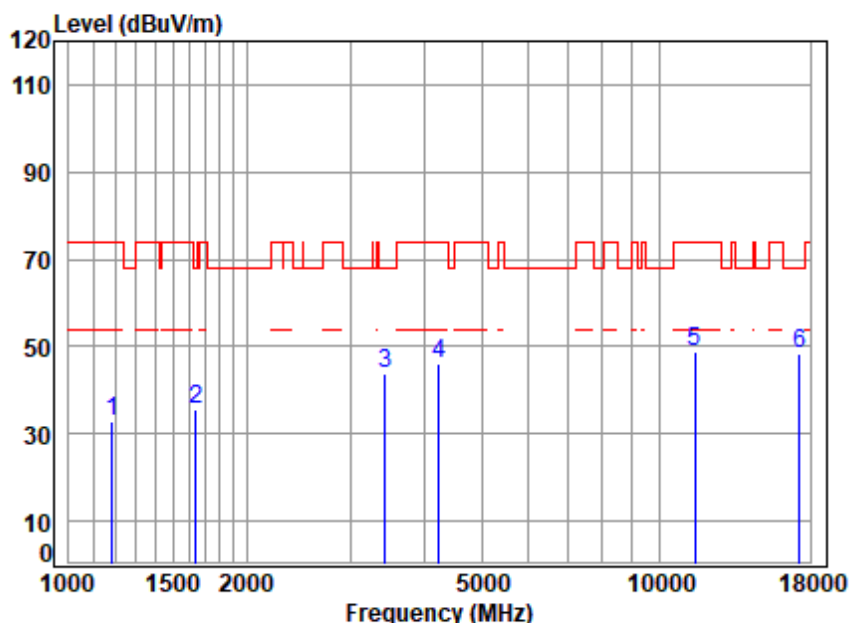
Site : chamber  
Condition: 3m VERTICAL  
Job No : 11025AT/11026AT  
Mode : 5825 TX RSE  
Note : 5G WIFI 11AC20

		Cable	Ant	Preamp	Read		Limit	Over	
	Freq	Loss	Factor	Factor	Level	Level	Line	Limit	Remark
	MHz	dB	dB/m	dB	dBuV	dBuV/m	dBuV/m	dB	
1	1285.904	2.92	24.96	39.82	45.73	33.79	68.20	-34.41	peak
2	1529.414	3.29	25.94	39.97	46.35	35.61	74.00	-38.39	peak
3	3299.344	5.27	31.39	40.93	48.80	44.53	68.20	-23.67	peak
4	4443.453	6.71	33.50	41.82	47.38	45.77	68.20	-22.43	peak
5	11650.000	11.82	37.84	37.94	39.01	50.73	74.00	-23.27	peak
6	17475.000	14.02	42.89	40.23	32.43	49.11	68.20	-19.09	peak





Mode:h; Polarization:Horizontal; Modulation:802.11ac; bandwidth:40MHz; Channel:Low

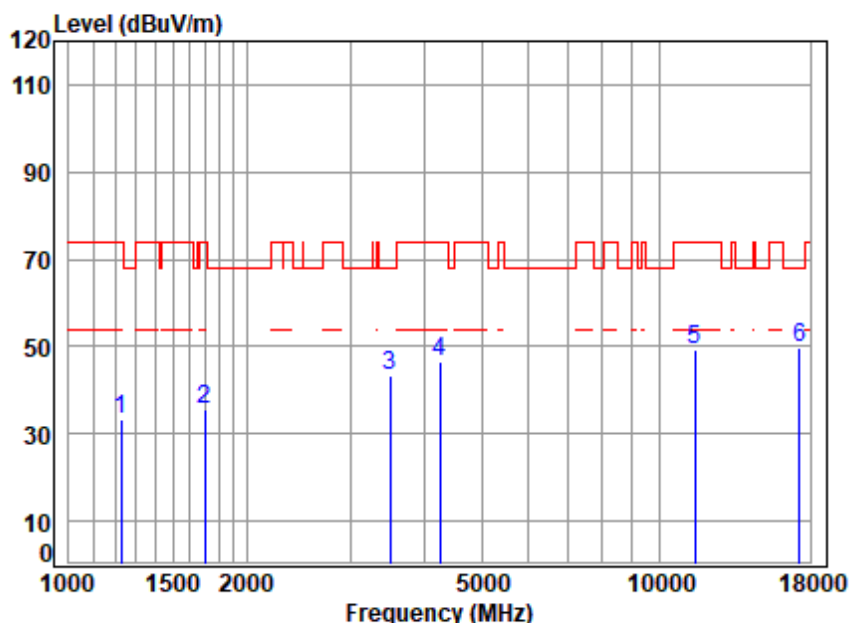


Site : chamber  
Condition: 3m HORIZONTAL  
Job No : 11025AT/11026AT  
Mode : 5755 TX RSE  
Note : 5G WIFI 11AC40

		Cable	Ant	Preamp	Read		Limit	Over	
	Freq	Loss	Factor	Factor	Level	Level	Line	Limit	Remark
	MHz	dB	dB/m	dB	dBuV	dBuV/m	dBuV/m	dB	
1	1185.936	2.74	24.53	39.75	45.36	32.88	74.00	-41.12	peak
2	1639.274	3.38	26.42	40.03	45.93	35.70	68.20	-32.50	peak
3	3435.590	5.44	31.60	41.03	47.96	43.97	68.20	-24.23	peak
4	4230.396	6.51	33.13	41.63	48.19	46.20	74.00	-27.80	peak
5	11510.000	11.64	37.90	37.87	37.22	48.89	74.00	-25.11	peak
6	17265.000	14.08	42.76	40.28	31.80	48.36	68.20	-19.84	peak



Mode:h; Polarization:Vertical; Modulation:802.11ac; bandwidth:40MHz; Channel:Low

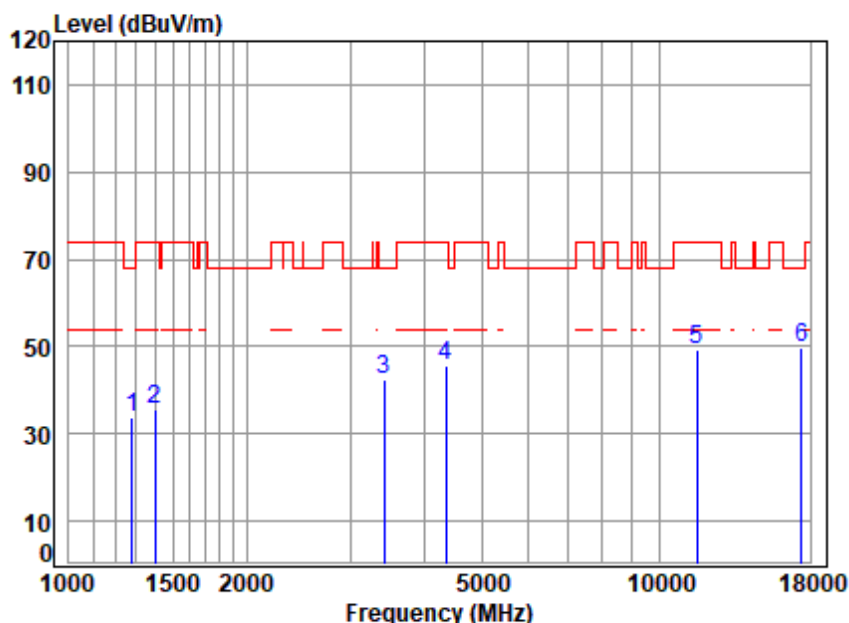


Site : chamber  
Condition: 3m VERTICAL  
Job No : 11025AT/11026AT  
Mode : 5755 TX RSE  
Note : 5G WIFI 11AC40

		Cable	Ant	Preamp	Read		Limit	Over	
	Freq	Loss	Factor	Factor	Level	Level	Line	Limit	Remark
	MHz	dB	dB/m	dB	dBuV	dBuV/m	dBuV/m	dB	
1	1227.791	2.82	24.71	39.78	45.38	33.13	74.00	-40.87	peak
2	1697.129	3.43	26.66	40.06	45.54	35.57	74.00	-38.43	peak
3	3495.691	5.51	31.69	41.07	47.32	43.45	68.20	-24.75	peak
4	4254.921	6.53	33.17	41.65	48.39	46.44	74.00	-27.56	peak
5	11510.000	11.64	37.90	37.87	37.61	49.28	74.00	-24.72	peak
6	17265.000	14.08	42.76	40.28	33.10	49.66	68.20	-18.54	peak



Mode:h; Polarization:Horizontal; Modulation:802.11ac; bandwidth:40MHz; Channel:High

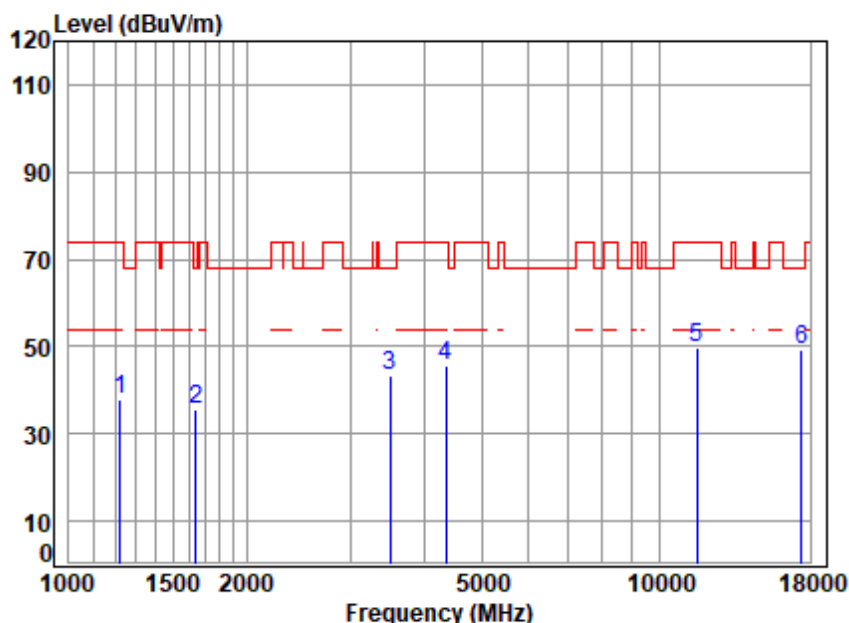


Site : chamber  
Condition: 3m HORIZONTAL  
Job No : 11025AT/11026AT  
Mode : 5795 TX RSE  
Note : 5G WIFI 11AC40

		Cable	Ant	Preamp	Read		Limit	Over	
	Freq	Loss	Factor	Factor	Level	Level	Line	Limit	Remark
	MHz	dB	dB/m	dB	dBuV	dBuV/m	dBuV/m	dB	
1	1282.193	2.91	24.95	39.82	45.71	33.75	68.20	-34.45	peak
2	1398.336	3.10	25.42	39.89	47.09	35.72	74.00	-38.28	peak
3	3415.787	5.42	31.57	41.02	46.42	42.39	68.20	-25.81	peak
4	4354.454	6.63	33.35	41.74	47.55	45.79	74.00	-28.21	peak
5	11590.000	11.74	37.86	37.91	37.45	49.14	74.00	-24.86	peak
6	17385.000	14.05	42.83	40.25	33.02	49.65	68.20	-18.55	peak



Mode:h; Polarization:Vertical; Modulation:802.11ac; bandwidth:40MHz; Channel:High



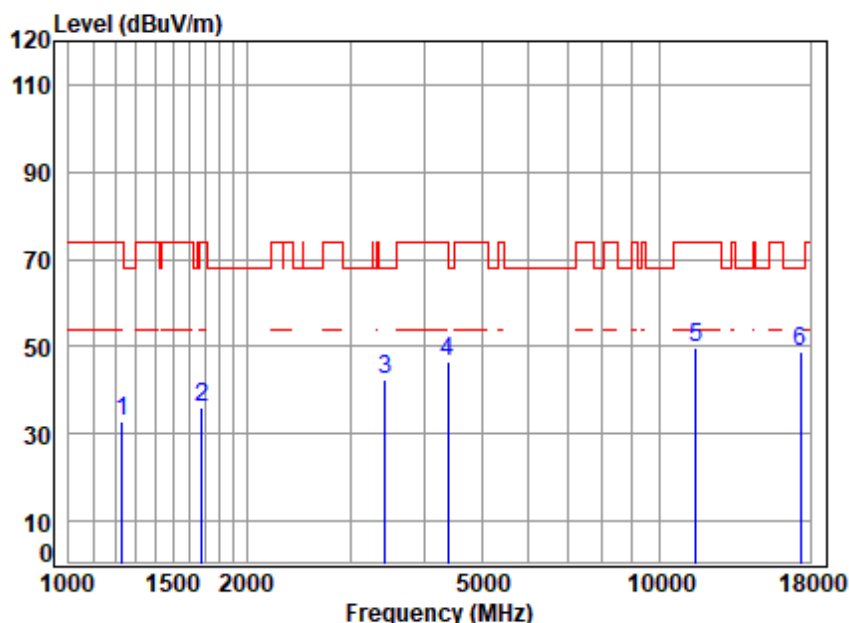
Site : chamber  
Condition: 3m VERTICAL  
Job No : 11025AT/11026AT  
Mode : 5795 TX RSE  
Note : 5G WIFI 11AC40

		Cable	Ant	Preamp	Read		Limit	Over	
	Freq	Loss	Factor	Factor	Level	Level	Line	Limit	Remark
	MHz	dB	dB/m	dB	dBuV	dBuV/m	dBuV/m	dB	
1	1224.247	2.81	24.70	39.78	50.24	37.97	74.00	-36.03	peak
2	1639.274	3.38	26.42	40.03	45.78	35.55	68.20	-32.65	peak
3	3495.691	5.51	31.69	41.07	47.33	43.46	68.20	-24.74	peak
4	4354.454	6.63	33.35	41.74	47.41	45.65	74.00	-28.35	peak
5	11590.000	11.74	37.86	37.91	37.84	49.53	74.00	-24.47	peak
6	17385.000	14.05	42.83	40.25	32.53	49.16	68.20	-19.04	peak





Mode:h; Polarization:Horizontal; Modulation:802.11ac; bandwidth:80MHz; Channel:middle

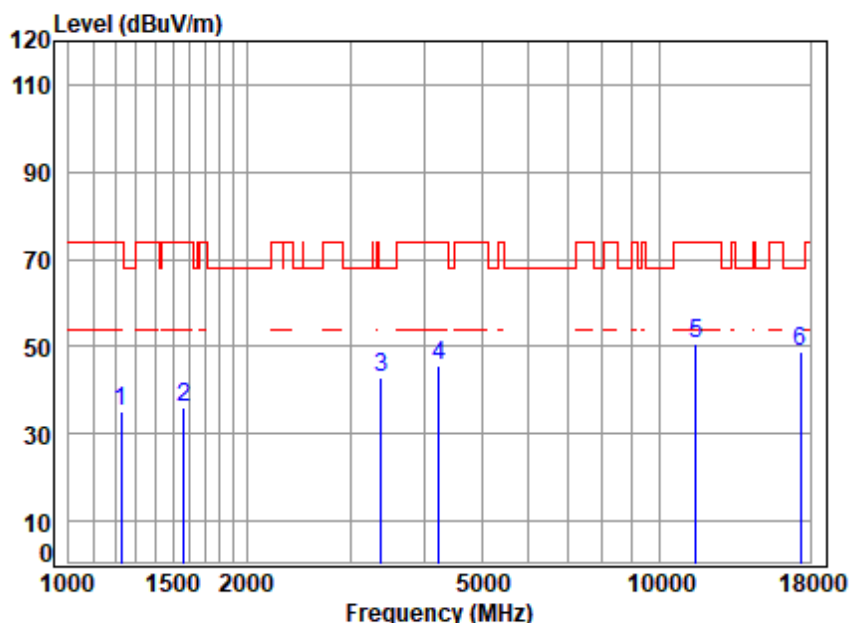


Site : chamber  
Condition: 3m HORIZONTAL  
Job No : 11025AT/11026AT  
Mode : 5775 TX RSE  
Note : 5G WIFI 11AC80

		Cable	Ant	Preamp	Read		Limit	Over	
	Freq	Loss	Factor	Factor	Level	Level	Line	Limit	Remark
	MHz	dB	dB/m	dB	dBuV	dBuV/m	dBuV/m	dB	
1	1231.345	2.82	24.73	39.78	45.26	33.03	74.00	-40.97	peak
2	1677.621	3.41	26.58	40.05	46.21	36.15	74.00	-37.85	peak
3	3435.590	5.44	31.60	41.03	46.28	42.29	68.20	-25.91	peak
4	4379.699	6.65	33.39	41.77	48.35	46.62	74.00	-27.38	peak
5	11550.000	11.69	37.88	37.89	38.16	49.84	74.00	-24.16	peak
6	17325.000	14.07	42.80	40.26	32.37	48.98	68.20	-19.22	peak



Mode:h; Polarization:Vertical; Modulation:802.11ac; bandwidth:80MHz; Channel:middle



Site : chamber  
Condition: 3m VERTICAL  
Job No : 11025AT/11026AT  
Mode : 5775 TX RSE  
Note : 5G WIFI 11AC80

		Cable	Ant	Preamp	Read		Limit	Over	
	Freq	Loss	Factor	Factor	Level	Level	Line	Limit	Remark
	MHz	dB	dB/m	dB	dBuV	dBuV/m	dBuV/m	dB	
1	1227.791	2.82	24.71	39.78	47.36	35.11	74.00	-38.89	peak
2	1569.721	3.32	26.12	39.99	46.62	36.07	74.00	-37.93	peak
3	3386.297	5.38	31.53	40.99	46.79	42.71	68.20	-25.49	peak
4	4230.396	6.51	33.13	41.63	47.83	45.84	74.00	-28.16	peak
5	11550.000	11.69	37.88	37.89	39.03	50.71	74.00	-23.29	peak
6	17325.000	14.07	42.80	40.26	32.08	48.69	68.20	-19.51	peak



## 7.11 Radiated Emissions which fall in the restricted bands

Test Requirement 47 CFR Part 15, Subpart C 15.209 & 15.407(b)

Test Method: KDB 789033 D02 II G

Measurement Distance: 3m

Limit:

Frequency(MHz)	Field strength(microvolts/meter)	Measurement distance(meters)
0.009-0.490	2400/F(kHz)	300
0.490-1.705	24000/F(kHz)	30
1.705-30.0	30	30
30-88	100	3
88-216	150	3
216-960	200	3
Above 960	500	3

Remark: The emission limits shown in the above table are based on measurements employing a CISPR quasi-peak detector except for the frequency bands 9-90kHz, 110-490kHz and above 1000 MHz. Radiated emission limits in these three bands are based on measurements employing an average detector, the peak field strength of any emission shall not exceed the maximum permitted average limits specified above by more than 20 dB under any condition of modulation.



Unless otherwise agreed in writing, this document is issued by the Company subject to its General Conditions of Service printed overleaf, available on request or accessible at <http://www.sgs.com/en/Terms-and-Conditions.aspx> and, for electronic format documents, subject to Terms and Conditions for Electronic Documents at <http://www.sgs.com/en/Terms-and-Conditions/Terms-e-Documents.aspx>. Attention is drawn to the limitation of liability, indemnification and jurisdiction issues defined therein. Any holder of this document is advised that information contained hereon reflects the Company's findings at the time of its intervention only and within the limits of Client's instructions, if any. The Company's sole responsibility is to its Client and this document does not exonerate parties to a transaction from exercising all their rights and obligations under the transaction documents. This document cannot be reproduced except in full, without prior written approval of the Company. Any unauthorized alteration, forgery or falsification of the content or appearance of this document is unlawful and offenders may be prosecuted to the fullest extent of the law. Unless otherwise stated the results shown in this test report refer only to the sample(s) tested and such sample(s) are retained for 30 days only.  
Attention: To check the authenticity of testing / inspection report & certificate, please contact us at telephone: (86-755) 8307 1443, or email: [CN.Doccheck@sgs.com](mailto:CN.Doccheck@sgs.com)

SGS-CSTC Standards Technical Services Co., Ltd.  
Shenzhen Branch, China Center EEC Laboratory

No.1 Workshop, M-10, Middle Section, Science & Technology Park, Shenzhen, China 518057 t (86-755) 26012053 f (86-755) 26710594 www.sgsgroup.com.cn  
中国·深圳·科技园中区M-10栋一号厂房 邮编: 518057 t (86-755) 26012053 f (86-755) 26710594 sgs.china@sgs.com

### 7.11.1 E.U.T. Operation

#### Operating Environment:

Temperature: 23.6 °C Humidity: 37.9 % RH Atmospheric Pressure: 1015 mbar

Test modes: e:TX mode (Band 1)\_Keep the EUT in continuously transmitting mode with all modulation types. All data rates for each modulation type have been tested and found the data rate @ 6Mbps is the worst case of IEEE 802.11a; data rate @ MCS0 is the worst case of IEEE 802.11n(HT20); data rate @ MCS0 is the worst case of IEEE 802.11n(HT40); data rate @ MCS0 is the worst case of IEEE 802.11ac(VHT20); data rate @ MCS0 is the worst case of IEEE 802.11ac(VHT40); data rate @ MCS0 is the worst case of IEEE 802.11ac(VHT80). Only the data of worst case is recorded in the report.

f:TX mode (Band 2A)\_Keep the EUT in continuously transmitting mode with all modulation types. All data rates for each modulation type have been tested and found the data rate @ 6Mbps is the worst case of IEEE 802.11a; data rate @ MCS0 is the worst case of IEEE 802.11n(HT20); data rate @ MCS0 is the worst case of IEEE 802.11n(HT40); data rate @ MCS0 is the worst case of IEEE 802.11ac(VHT20); data rate @ MCS0 is the worst case of IEEE 802.11ac(VHT40); data rate @ MCS0 is the worst case of IEEE 802.11ac(VHT80). Only the data of worst case is recorded in the report.

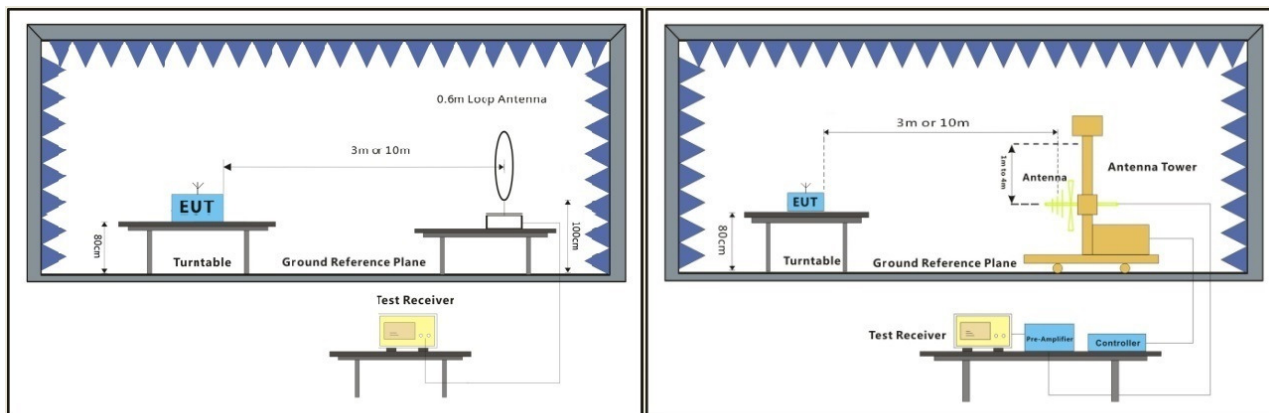
g:TX mode (Band 2C)\_Keep the EUT in continuously transmitting mode with all modulation types. All data rates for each modulation type have been tested and found the data rate @ 6Mbps is the worst case of IEEE 802.11a; data rate @ MCS0 is the worst case of IEEE 802.11n(HT20); data rate @ MCS0 is the worst case of IEEE 802.11n(HT40); data rate @ MCS0 is the worst case of IEEE 802.11ac(VHT20); data rate @ MCS0 is the worst case of IEEE 802.11ac(VHT40); data rate @ MCS0 is the worst case of IEEE 802.11ac(VHT80). Only the data of worst case is recorded in the report.

h:TX mode (Band 3)\_Keep the EUT in continuously transmitting mode with all modulation types. All data rates for each modulation type have been tested and found the data rate @ 6Mbps is the worst case of IEEE 802.11a; data rate @ MCS0 is the worst case of IEEE 802.11n(HT20); data rate @ MCS0 is the worst case of IEEE 802.11n(HT40); data rate @ MCS0 is the worst case of IEEE 802.11ac(VHT20); data rate @ MCS0 is the worst case of IEEE 802.11ac(VHT40); data rate @ MCS0 is the worst case of IEEE 802.11ac(VHT80). Only the data of worst case is recorded in the report.



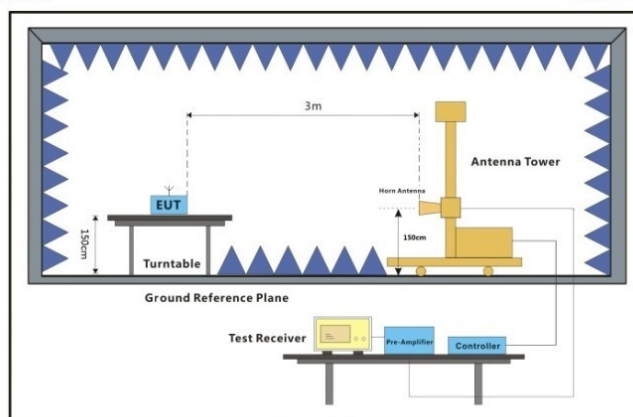


### 7.11.2 Test Setup Diagram



Below 30MHz

30MHz-1GHz



Above 1GHz

### 7.11.3 Measurement Procedure and Data

- a. For below 1GHz, the EUT was placed on the top of a rotating table 0.8 meters above the ground at a 3 or 10 meter semi-anechoic chamber. The table was rotated 360 degrees to determine the position of the highest radiation.
- b. For above 1GHz, the EUT was placed on the top of a rotating table 1.5 meters above the ground at a 3 meter fully-anechoic chamber. The table was rotated 360 degrees to determine the position of the highest radiation.
- c. The EUT was set 3 or 10 meters away from the interference-receiving antenna, which was mounted on the top of a variable-height antenna tower.
- d. The antenna height is varied from one meter to four meters above the ground to determine the maximum value of the field strength. Both horizontal and vertical polarizations of the antenna are set to make the measurement.
- e. For each suspected emission, the EUT was arranged to its worst case and then the antenna was tuned to heights from 1 meter to 4 meters (for the test frequency of below 30MHz, the antenna was tuned to heights 1 meter) and the rotatable table was turned from 0 degrees to 360 degrees to find the maximum reading.
- f. The test-receiver system was set to Peak Detect Function and Specified Bandwidth with Maximum Hold Mode.
- g. If the emission level of the EUT in peak mode was 10dB lower than the limit specified, then testing could be stopped and the peak values of the EUT would be reported. Otherwise the emissions that did not have 10dB margin would be re-tested one by one using peak, quasi-peak or average method as specified and then reported in a data sheet.
- h. Test the EUT in the lowest channel, the middle channel, the Highest channel.
- i. The radiation measurements are performed in X, Y, Z axis positioning for Transmitting mode, and found the X axis positioning which it is the worst case.
- j. Repeat above procedures until all frequencies measured was complete.

Remark: Level= Read Level+ Cable Loss+ Antenna Factor- Preamp Factor

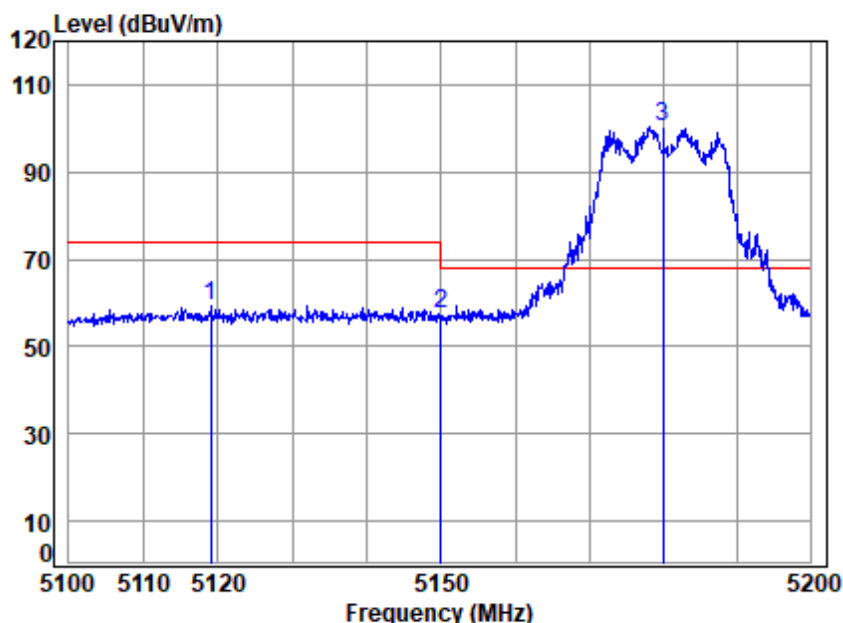


Unless otherwise agreed in writing, this document is issued by the Company subject to its General Conditions of Service printed overleaf, available on request or accessible at <http://www.sgs.com/en/Terms-and-Conditions.aspx> and, for electronic format documents, subject to Terms and Conditions for Electronic Documents at <http://www.sgs.com/en/Terms-and-Conditions/Terms-e-Documents.aspx>. Attention is drawn to the limitation of liability, indemnification and jurisdiction issues defined therein. Any holder of this document is advised that information contained hereon reflects the Company's findings at the time of its intervention only and within the limits of Client's instructions, if any. The Company's sole responsibility is to its Client and this document does not exonerate parties to a transaction from exercising all their rights and obligations under the transaction documents. This document cannot be reproduced except in full, without prior written approval of the Company. Any unauthorized alteration, forgery or falsification of the content or appearance of this document is unlawful and offenders may be prosecuted to the fullest extent of the law. Unless otherwise stated the results shown in this test report refer only to the sample(s) tested and such sample(s) are retained for 30 days only.  
 Attention: To check the authenticity of testing / inspection report & certificate, please contact us at telephone: (86-755) 8307 1443, or email: [CN.Doccheck@sgs.com](mailto:CN.Doccheck@sgs.com)

SGS-CSTC Standards Technical Services Co., Ltd.  
 Shenzhen Branch (China) Center EEC Laboratory

No.1 Workshop, M-10, Middle Section, Science & Technology Park, Shenzhen, China 518057 t (86-755) 26012053 f (86-755) 26710594 www.sgsgroup.com.cn  
 中国·深圳·科技园中区M-10栋一号厂房 邮编: 518057 t (86-755) 26012053 f (86-755) 26710594 sgs.china@sgs.com

Mode:e; Polarization:Horizontal; Modulation:802.11a; bandwidth:20MHz; Channel:Low

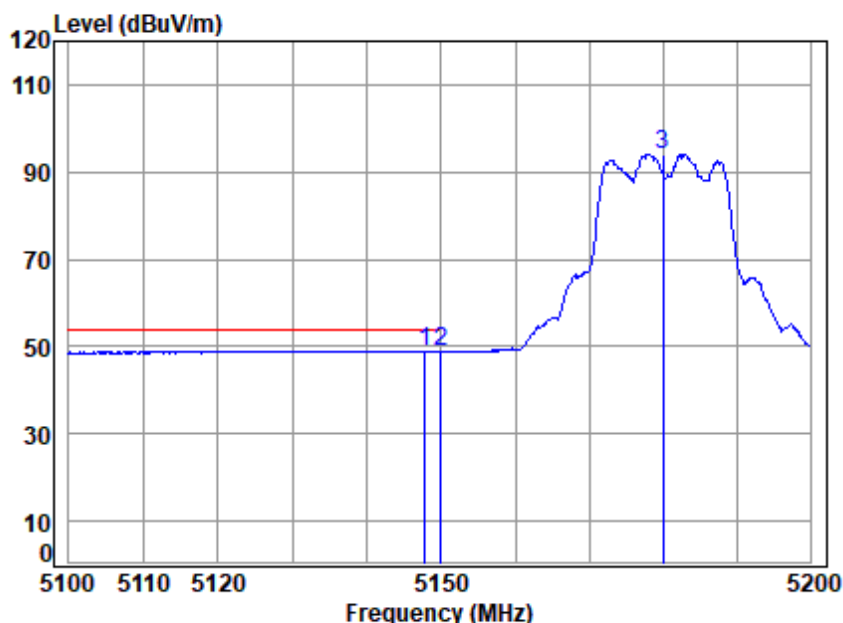


Site : chamber  
Condition: 3m HORIZONTAL  
Job No : 11025AT/11026AT  
Mode : 5180 Band edge  
: 5G WIFI 11A

		Cable	Ant	Preamp	Read		Limit	Over	
	Freq	Loss	Factor	Factor	Level	Level	Line	Limit	Remark
	MHz	dB	dB/m	dB	dBuV	dBuV/m	dBuV/m	dB	
1	5119.050	7.52	34.30	42.31	59.72	59.23	74.00	-14.77	peak
2	5149.980	7.57	34.32	42.32	58.11	57.68	74.00	-16.32	peak
3 *	5180.000	7.63	34.35	42.32	100.84	100.50	68.20	32.30	peak



Mode:e; Polarization:Horizontal; Modulation:802.11a; bandwidth:20MHz; Channel:Low



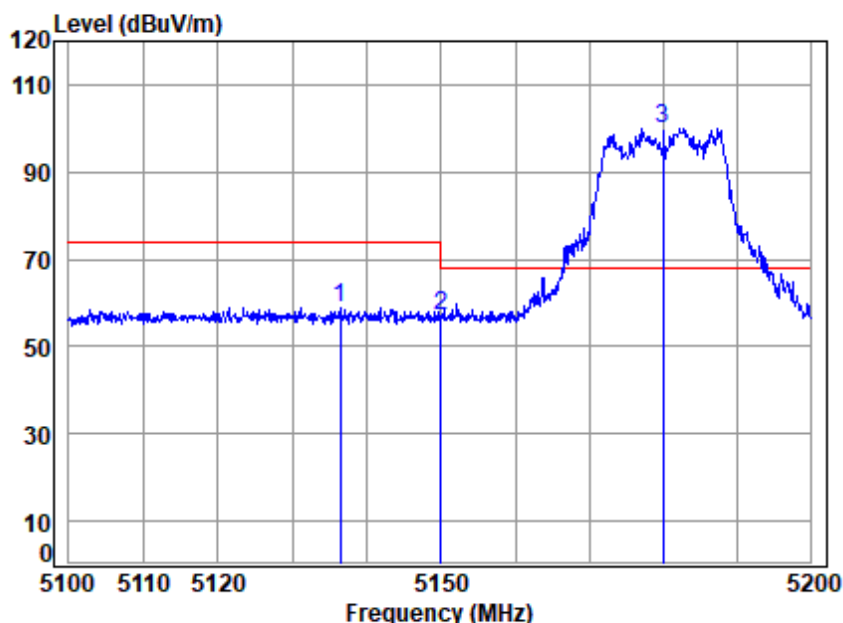
Site : chamber  
Condition: 3m HORIZONTAL  
Job No : 11025AT/11026AT  
Mode : 5180 Band edge  
: 5G WIFI 11A

		Cable	Ant	Preamp	Read	Limit	Over	
	Freq	Loss	Factor	Factor	Level	Level	Line	Limit Remark
	MHz	dB	dB/m	dB	dBuV	dBuV/m	dBuV/m	dB
1	5147.758	7.57	34.32	42.32	49.29	48.86	54.00	-5.14 Average
2	5149.980	7.57	34.32	42.32	49.18	48.75	54.00	-5.25 Average
3	5180.000	7.63	34.35	42.32	94.39	94.05	-----	----- Average





Mode:e; Polarization:Vertical; Modulation:802.11a; bandwidth:20MHz; Channel:Low

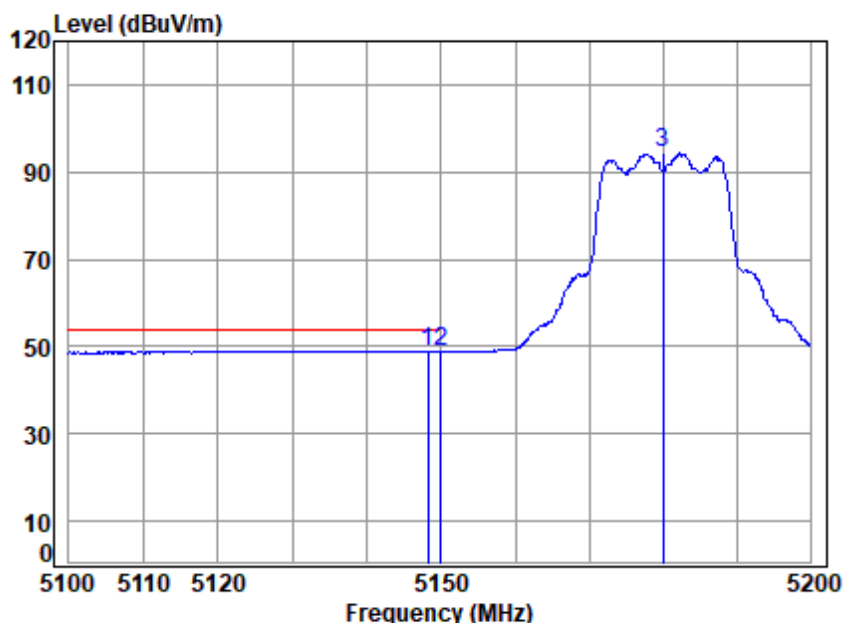


Site : chamber  
Condition: 3m VERTICAL  
Job No : 11025AT/11026AT  
Mode : 5180 Band edge  
: 5G WIFI 11A

		Cable	Ant	Preamp	Read		Limit	Over	
	Freq	Loss	Factor	Factor	Level	Level	Line	Limit	Remark
	MHz	dB	dB/m	dB	dBuV	dBuV/m	dBuV/m	dB	
1	5136.375	7.55	34.31	42.31	59.49	59.04	74.00	-14.96	Peak
2	5149.980	7.57	34.32	42.32	57.56	57.13	74.00	-16.87	Peak
3 *	5180.000	7.63	34.35	42.32	100.39	100.05	68.20	31.85	Peak



Mode:e; Polarization:Vertical; Modulation:802.11a; bandwidth:20MHz; Channel:Low

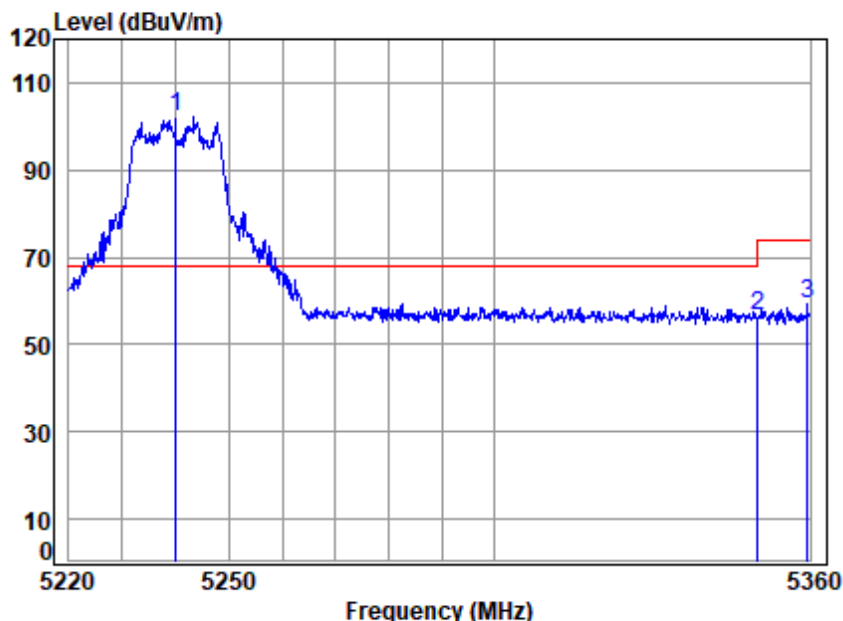


Site : chamber  
Condition: 3m VERTICAL  
Job No : 11025AT/11026AT  
Mode : 5180 Band edge  
: 5G WIFI 11A

		Cable	Ant	Preamp	Read	Limit	Over	
Freq		Loss	Factor	Factor	Level	Level	Line	Limit Remark
	MHz	dB	dB/m	dB	dBuV	dBuV/m	dBuV/m	dB
1	5148.158	7.57	34.32	42.32	49.36	48.93	54.00	-5.07 Average
2	5149.980	7.57	34.32	42.32	49.25	48.82	54.00	-5.18 Average
3	5180.000	7.63	34.35	42.32	94.69	94.35	-----	----- Average



Mode:e; Polarization:Horizontal; Modulation:802.11a; bandwidth:20MHz; Channel:High



Site : chamber  
Condition: 3m HORIZONTAL  
Job No : 11025AT/11026AT  
Mode : 5240 Band edge  
: 5G WIFI 11A

		Cable	Ant	Preamp	Read		Limit	Over	
Freq		Loss	Factor	Factor	Level	Level	Line	Limit	Remark
MHz		dB	dB/m	dB	dBuV	dBuV/m	dBuV/m	dB	
1 *	5240.000	7.73	34.40	42.33	102.25	102.05	68.20	33.85	peak
2	5350.020	7.92	34.48	42.34	56.38	56.44	74.00	-17.56	peak
3	5359.433	7.94	34.49	42.34	59.41	59.50	74.00	-14.50	peak

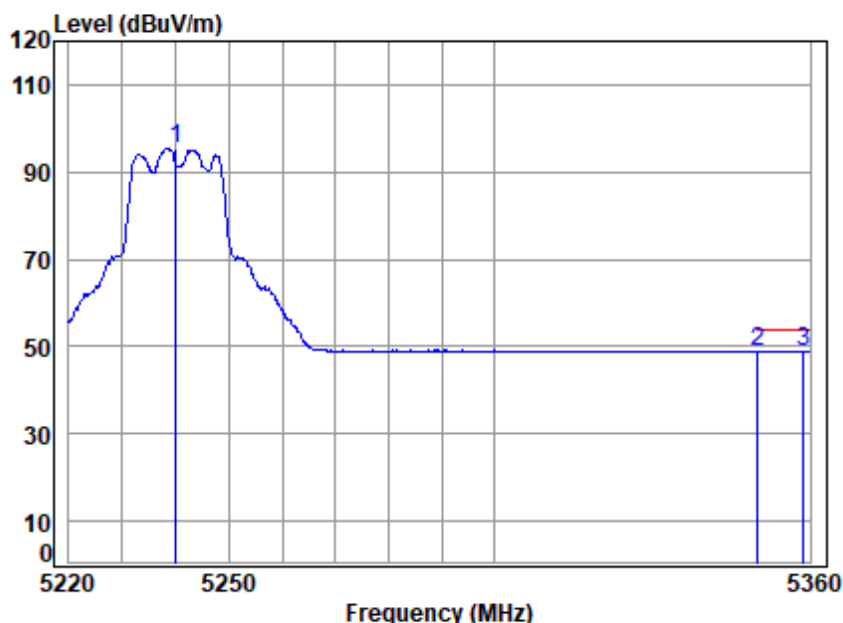


Unless otherwise agreed in writing, this document is issued by the Company subject to its General Conditions of Service printed overleaf, available on request or accessible at <http://www.sgs.com/en/Terms-and-Conditions.aspx> and, for electronic format documents, subject to Terms and Conditions for Electronic Documents at <http://www.sgs.com/en/Terms-and-Conditions/Terms-e-Documents.aspx>. Attention is drawn to the limitation of liability, indemnification and jurisdiction issues defined therein. Any holder of this document is advised that information contained hereon reflects the Company's findings at the time of its intervention only and within the limits of Client's instructions, if any. The Company's sole responsibility is to its Client and this document does not exonerate parties to a transaction from exercising all their rights and obligations under the transaction documents. This document cannot be reproduced except in full, without prior written approval of the Company. Any unauthorized alteration, forgery or falsification of the content or appearance of this document is unlawful and offenders may be prosecuted to the fullest extent of the law. Unless otherwise stated the results shown in this test report refer only to the sample(s) tested and such sample(s) are retained for 30 days only.  
Attention: To check the authenticity of testing /inspection report and certificate, please contact us at telephone: (86-755) 8307 1443, or email: [CN.Doccheck@sgs.com](mailto:CN.Doccheck@sgs.com)

SGS-CSTC Standards Technical Services Co., Ltd.  
Shenzhen Branch

No.1 Workshop, M-10, Middle Section, Science & Technology Park, Shenzhen, China 518057 t (86-755) 26012053 f (86-755) 26710594 www.sgs.com.cn  
中国·深圳·科技园中区M-10栋一号厂房 邮编: 518057 t (86-755) 26012053 f (86-755) 26710594 sgs.china@sgs.com

Mode:e; Polarization:Horizontal; Modulation:802.11a; bandwidth:20MHz; Channel:High



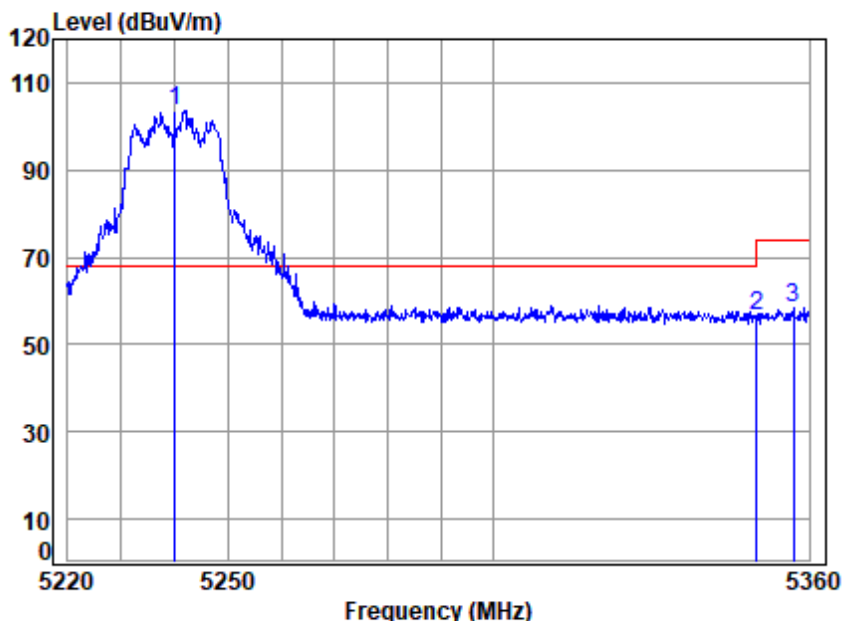
Site : chamber  
Condition: 3m HORIZONTAL  
Job No : 11025AT/11026AT  
Mode : 5240 Band edge  
: 5G WIFI 11A

		Cable	Ant	Preamp	Read	Limit	Over	
Freq		Loss	Factor	Factor	Level	Level	Line	Limit Remark
MHz		dB	dB/m	dB	dBuV	dBuV/m	dBuV/m	dB
1	5240.000	7.73	34.40	42.33	95.63	95.43	-----	----- Average
2	5350.020	7.92	34.48	42.34	48.79	48.85	54.00	-5.15 Average
3	5358.724	7.94	34.49	42.34	48.76	48.85	54.00	-5.15 Average





Mode:e; Polarization:Vertical; Modulation:802.11a; bandwidth:20MHz; Channel:High

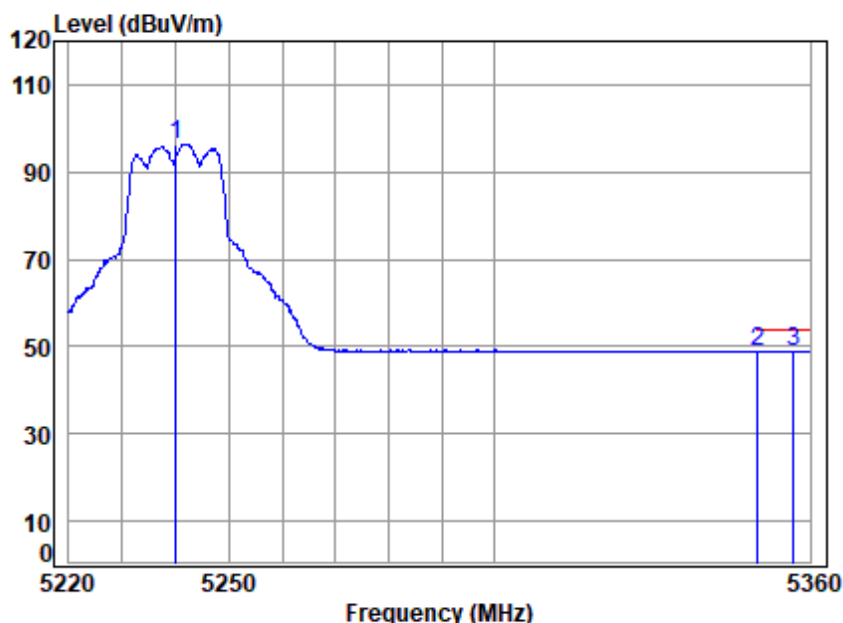


Site : chamber  
Condition: 3m VERTICAL  
Job No : 11025AT/11026AT  
Mode : 5240 Band edge  
: 5G WIFI 11A

		Cable	Ant	Preamp	Read		Limit	Over	
	Freq	Loss	Factor	Factor	Level	Level	Line	Limit	Remark
	MHz	dB	dB/m	dB	dBuV	dBuV/m	dBuV/m	dB	
1 *	5240.000	7.73	34.40	42.33	103.80	103.60	68.20	35.40	Peak
2	5350.020	7.92	34.48	42.34	56.52	56.58	74.00	-17.42	Peak
3	5357.022	7.94	34.49	42.34	58.42	58.51	74.00	-15.49	Peak



Mode:e; Polarization:Vertical; Modulation:802.11a; bandwidth:20MHz; Channel:High

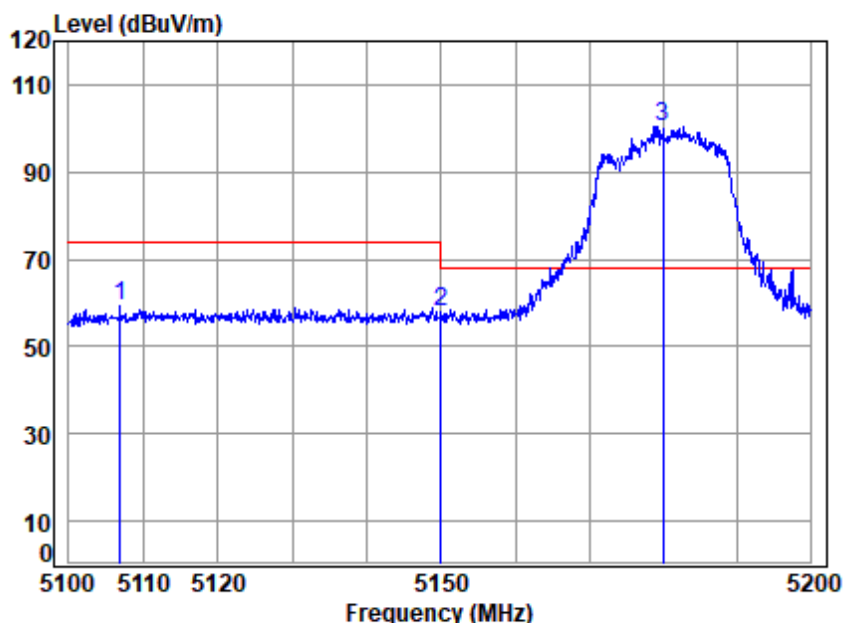


Site : chamber  
Condition: 3m VERTICAL  
Job No : 11025AT/11026AT  
Mode : 5240 Band edge  
: 5G WIFI 11A

		Cable	Ant	Preamp	Read	Limit	Over	
	Freq	Loss	Factor	Factor	Level	Level	Line	Limit Remark
	MHz	dB	dB/m	dB	dBuV	dBuV/m	dBuV/m	dB
1	5240.000	7.73	34.40	42.33	96.64	96.44	-----	----- Average
2	5350.020	7.92	34.48	42.34	48.76	48.82	54.00	-5.18 Average
3	5356.880	7.94	34.49	42.34	48.88	48.97	54.00	-5.03 Average



Mode:e; Polarization:Horizontal; Modulation:802.11n; bandwidth:20MHz; Channel:Low

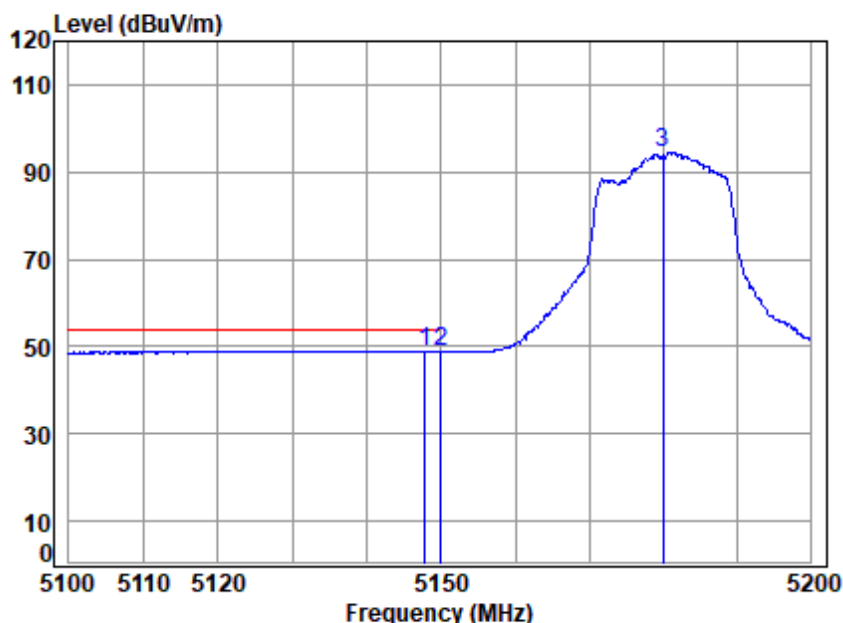


Site : chamber  
Condition: 3m HORIZONTAL  
Job No : 11025AT/11026AT  
Mode : 5180 Band edge  
: 5G WIFI 11N20

		Cable	Ant	Preamp	Read		Limit	Over	
Freq		Loss	Factor	Factor	Level	Level	Line	Limit	Remark
	MHz	dB	dB/m	dB	dBuV	dBuV/m	dBuV/m	dB	
1	5106.838	7.50	34.29	42.31	59.82	59.30	74.00	-14.70	peak
2	5149.980	7.57	34.32	42.32	58.54	58.11	74.00	-15.89	peak
3 *	5180.000	7.63	34.35	42.32	100.78	100.44	68.20	32.24	peak



Mode:e; Polarization:Horizontal; Modulation:802.11n; bandwidth:20MHz; Channel:Low



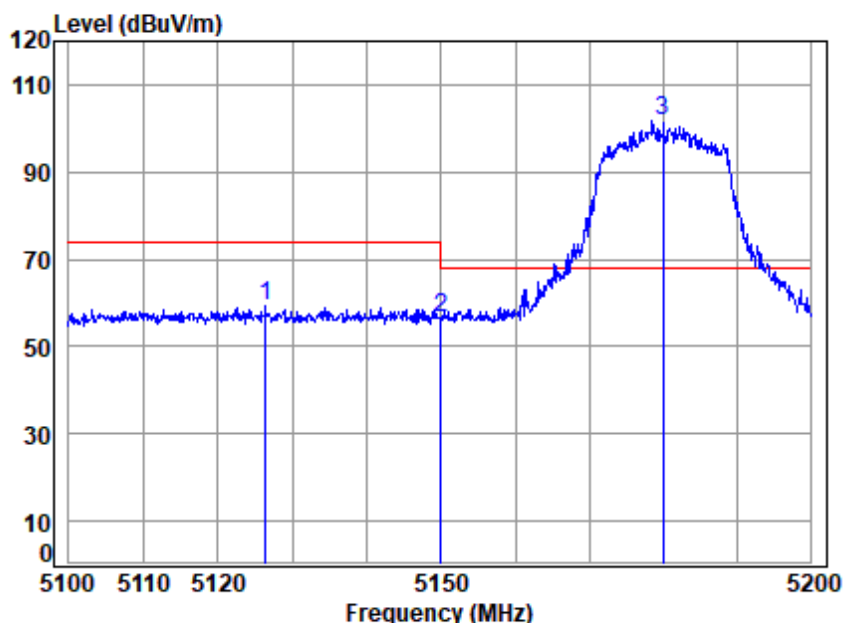
Site : chamber  
Condition: 3m HORIZONTAL  
Job No : 11025AT/11026AT  
Mode : 5180 Band edge  
: 5G WIFI 11N20

		Cable	Ant	Preamp	Read	Limit	Over	
	Freq	Loss	Factor	Factor	Level	Level	Line	Limit Remark
	MHz	dB	dB/m	dB	dBuV	dBuV/m	dBuV/m	dB
1	5147.758	7.57	34.32	42.32	49.37	48.94	54.00	-5.06 Average
2	5149.980	7.57	34.32	42.32	49.16	48.73	54.00	-5.27 Average
3	5180.000	7.63	34.35	42.32	94.84	94.50	-----	----- Average





Mode:e; Polarization:Vertical; Modulation:802.11n; bandwidth:20MHz; Channel:Low

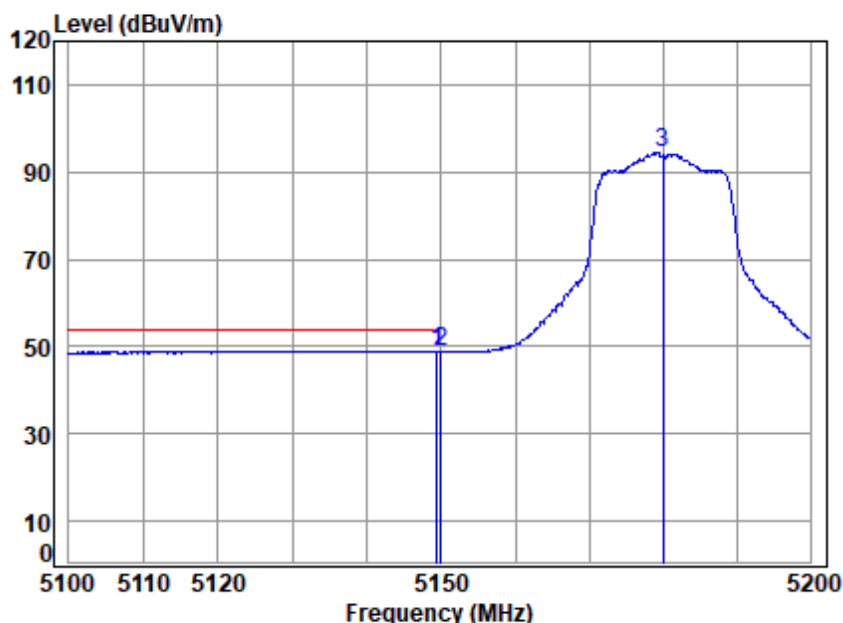


Site : chamber  
Condition: 3m VERTICAL  
Job No : 11025AT/11026AT  
Mode : 5180 Band edge  
: 5G WIFI 11N20

		Cable	Ant	Preamp	Read	Limit	Over	
Freq		Loss	Factor	Factor	Level	Level	Line	Limit Remark
	MHz	dB	dB/m	dB	dBuV	dBuV/m	dBuV/m	dB
1	5126.311	7.53	34.30	42.31	59.59	59.11	74.00	-14.89 Peak
2	5149.980	7.57	34.32	42.32	57.13	56.70	74.00	-17.30 Peak
3 *	5180.000	7.63	34.35	42.32	102.29	101.95	68.20	33.75 Peak



Mode:e; Polarization:Vertical; Modulation:802.11n; bandwidth:20MHz; Channel:Low

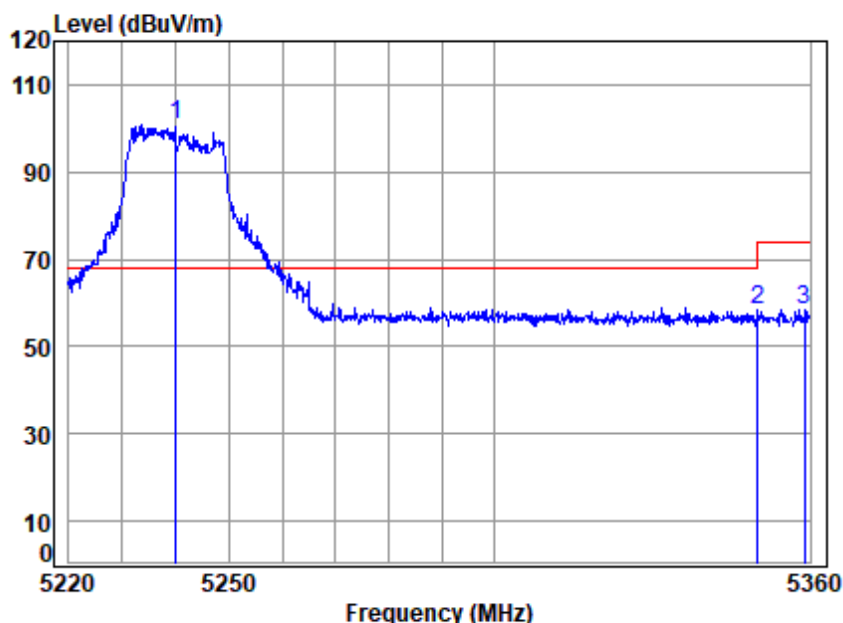


Site : chamber  
Condition: 3m VERTICAL  
Job No : 11025AT/11026AT  
Mode : 5180 Band edge  
: 5G WIFI 11N20

		Cable	Ant	Preamp	Read	Limit	Over	
	Freq	Loss	Factor	Factor	Level	Level	Line	Limit Remark
	MHz	dB	dB/m	dB	dBuV	dBuV/m	dBuV/m	dB
1	5149.458	7.57	34.32	42.32	49.34	48.91	54.00	-5.09 Average
2	5149.980	7.57	34.32	42.32	49.23	48.80	54.00	-5.20 Average
3	5180.000	7.63	34.35	42.32	94.72	94.38	-----	----- Average



Mode:e; Polarization:Horizontal; Modulation:802.11n; bandwidth:20MHz; Channel:High

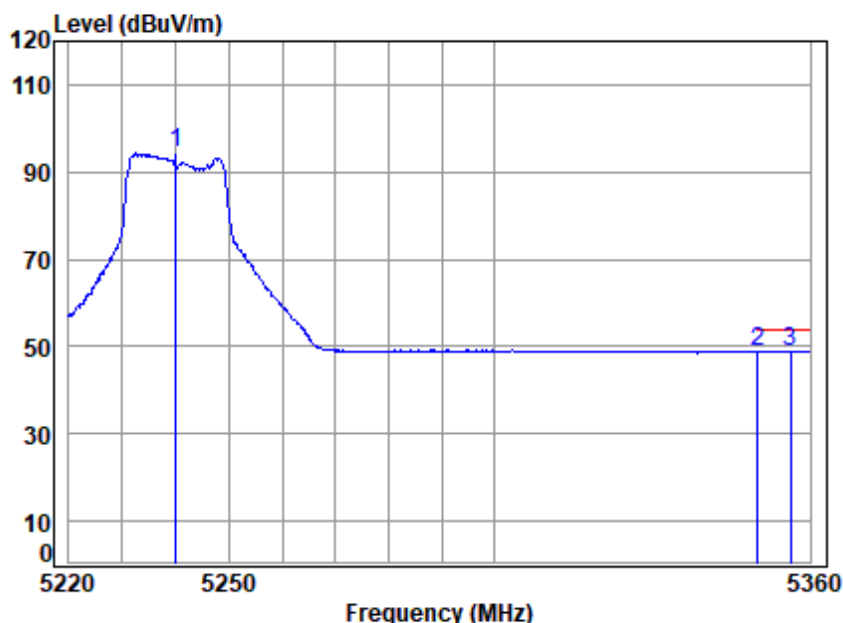


Site : chamber  
Condition: 3m HORIZONTAL  
Job No : 11025AT/11026AT  
Mode : 5240 Band edge  
: 5G WIFI 11N20

		Cable	Ant	Preamp	Read		Limit	Over	
Freq		Loss	Factor	Factor	Level	Level	Line	Limit	Remark
MHz		dB	dB/m	dB	dBuV	dBuV/m	dBuV/m	dB	
1 *	5240.000	7.73	34.40	42.33	100.84	100.64	68.20	32.44	peak
2	5350.020	7.92	34.48	42.34	58.43	58.49	74.00	-15.51	peak
3	5359.007	7.94	34.49	42.34	58.40	58.49	74.00	-15.51	peak



Mode:e; Polarization:Horizontal; Modulation:802.11n; bandwidth:20MHz; Channel:High



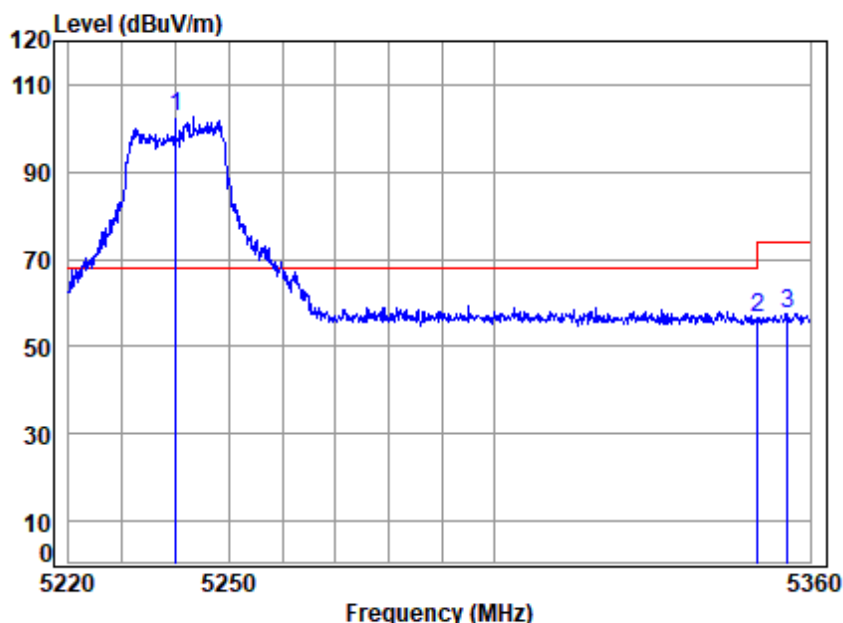
Site : chamber  
Condition: 3m HORIZONTAL  
Job No : 11025AT/11026AT  
Mode : 5240 Band edge  
: 5G WIFI 11N20

		Cable	Ant	Preamp	Read	Limit	Over	
	Freq	Loss	Factor	Factor	Level	Level	Line	Limit Remark
	MHz	dB	dB/m	dB	dBuV	dBuV/m	dBuV/m	dB
1	5240.000	7.73	34.40	42.33	94.44	94.24	-----	----- Average
2	5350.020	7.92	34.48	42.34	48.80	48.86	54.00	-5.14 Average
3	5356.171	7.94	34.49	42.34	48.82	48.91	54.00	-5.09 Average





Mode:e; Polarization:Vertical; Modulation:802.11n; bandwidth:20MHz; Channel:High

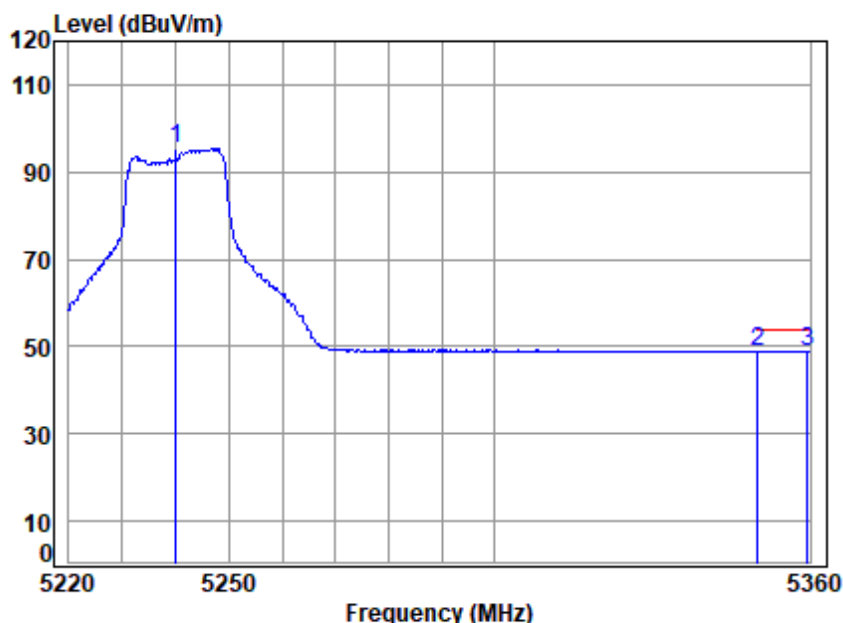


Site : chamber  
Condition: 3m VERTICAL  
Job No : 11025AT/11026AT  
Mode : 5240 Band edge  
: 5G WIFI 11N20

		Cable	Ant	Preamp	Read	Limit	Over	
Freq		Loss	Factor	Factor	Level	Level	Line	Limit Remark
MHz		dB	dB/m	dB	dBuV	dBuV/m	dBuV/m	dB
1 *	5240.000	7.73	34.40	42.33	102.73	102.53	68.20	34.33 Peak
2	5350.020	7.92	34.48	42.34	56.65	56.71	74.00	-17.29 Peak
3	5355.604	7.93	34.49	42.34	57.51	57.59	74.00	-16.41 Peak



Mode:e; Polarization:Vertical; Modulation:802.11n; bandwidth:20MHz; Channel:High

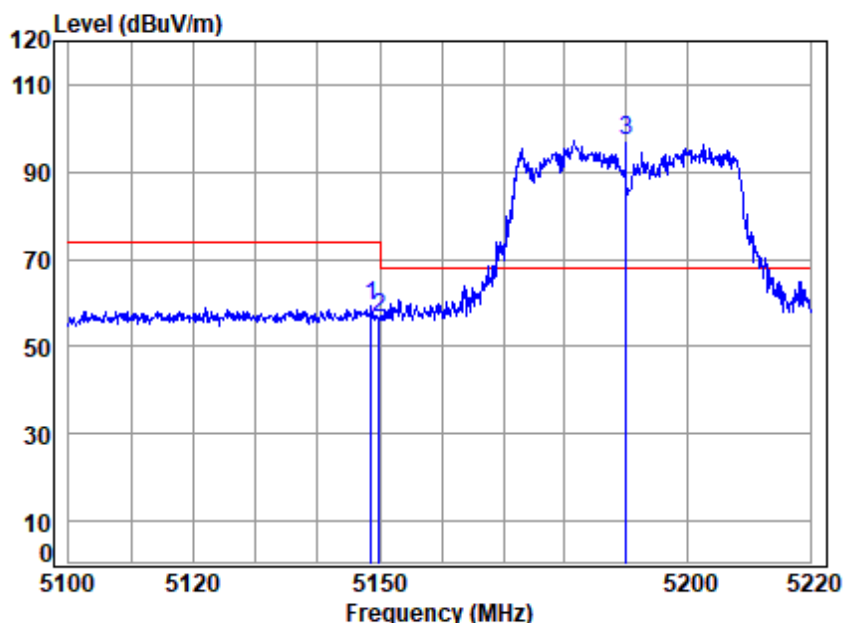


Site : chamber  
Condition: 3m VERTICAL  
Job No : 11025AT/11026AT  
Mode : 5240 Band edge  
: 5G WIFI 11N20

		Cable	Ant	Preamp	Read	Limit	Over	
Freq		Loss	Factor	Factor	Level	Level	Line	Limit Remark
	MHz	dB	dB/m	dB	dBuV	dBuV/m	dBuV/m	dB
1	5240.000	7.73	34.40	42.33	95.60	95.40	-----	----- Average
2	5350.020	7.92	34.48	42.34	48.72	48.78	54.00	-5.22 Average
3	5359.574	7.94	34.49	42.34	48.85	48.94	54.00	-5.06 Average



Mode:e; Polarization:Horizontal; Modulation:802.11n; bandwidth:40MHz; Channel:Low

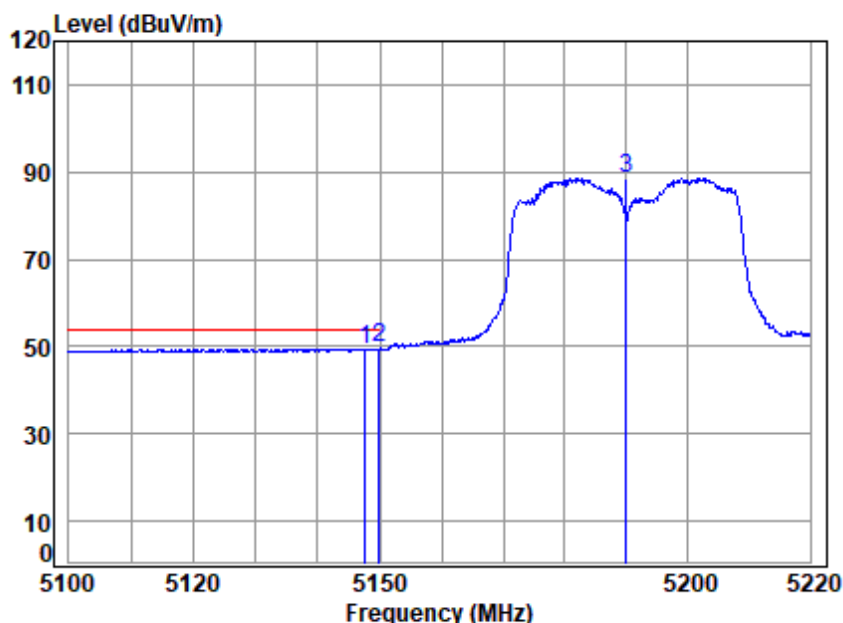


Site : chamber  
Condition: 3m HORIZONTAL  
Job No : 11025AT/11026AT  
Mode : 5190 Band edge  
: 5G WIFI 11N40

		Cable	Ant	Preamp	Read	Limit	Over	
Freq		Loss	Factor	Factor	Level	Line	Limit	Remark
	MHz	dB	dB/m	dB	dBuV	dBuV/m	dBuV/m	dB
1	5148.623	7.57	34.32	42.32	59.70	59.27	74.00	-14.73 peak
2	5149.980	7.57	34.32	42.32	57.19	56.76	74.00	-17.24 peak
3 *	5190.000	7.64	34.36	42.32	97.59	97.27	68.20	29.07 peak



Mode:e; Polarization:Horizontal; Modulation:802.11n; bandwidth:40MHz; Channel:Low



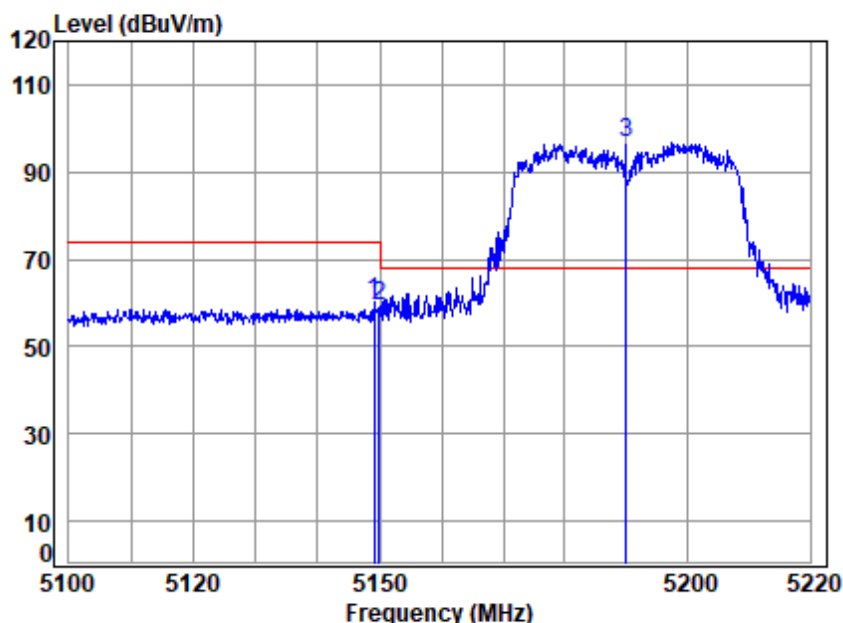
Site : chamber  
Condition: 3m HORIZONTAL  
Job No : 11025AT/11026AT  
Mode : 5190 Band edge  
: 5G WIFI 11N40

		Cable	Ant	Preamp	Read	Limit	Over	
Freq		Loss	Factor	Factor	Level	Line	Limit	Remark
	MHz	dB	dB/m	dB	dBuV	dBuV/m	dBuV/m	dB
1	5147.666	7.57	34.32	42.32	49.93	49.50	54.00	-4.50 Average
2	5149.980	7.57	34.32	42.32	49.99	49.56	54.00	-4.44 Average
3	5190.000	7.64	34.36	42.32	88.95	88.63	-----	----- Average





Mode:e; Polarization:Vertical; Modulation:802.11n; bandwidth:40MHz; Channel:Low

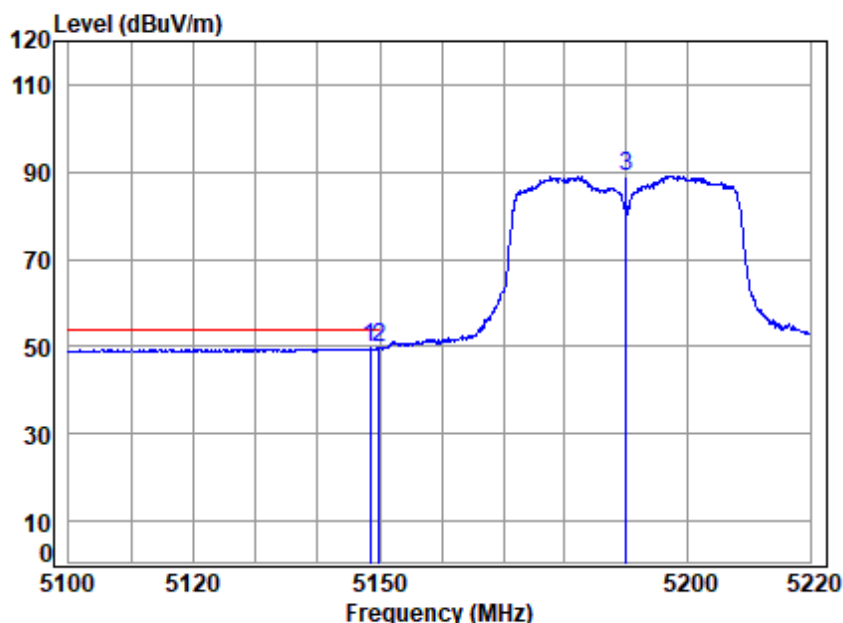


Site : chamber  
Condition: 3m VERTICAL  
Job No : 11025AT/11026AT  
Mode : 5190 Band edge  
: 5G WIFI 11N40

		Cable	Ant	Preamp	Read	Limit	Over	
Freq		Loss	Factor	Factor	Level	Line	Limit	Remark
	MHz	dB	dB/m	dB	dBuV	dBuV/m	dBuV/m	dB
1	5149.102	7.57	34.32	42.32	60.47	60.04	74.00	-13.96 Peak
2	5149.980	7.57	34.32	42.32	59.76	59.33	74.00	-14.67 Peak
3 *	5190.000	7.64	34.36	42.32	97.09	96.77	68.20	28.57 Peak



Mode:e; Polarization:Vertical; Modulation:802.11n; bandwidth:40MHz; Channel:Low

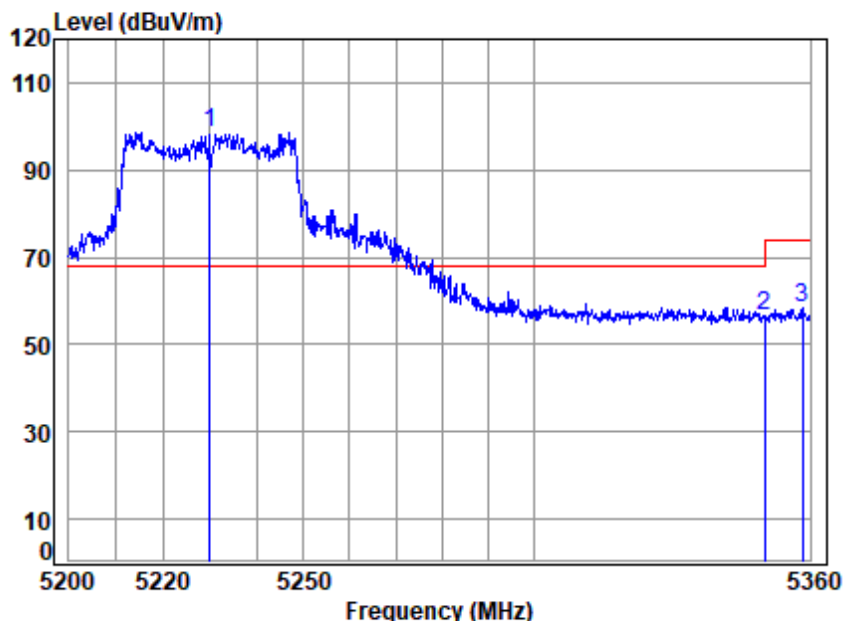


Site : chamber  
Condition: 3m VERTICAL  
Job No : 11025AT/11026AT  
Mode : 5190 Band edge  
: 5G WIFI 11N40

		Cable	Ant	Preamp	Read	Limit	Over	
Freq		Loss	Factor	Factor	Level	Line	Limit	Remark
MHz		dB	dB/m	dB	dBuV	dBuV/m	dBuV/m	dB
1	5148.384	7.57	34.32	42.32	49.95	49.52	54.00	-4.48 Average
2	5149.980	7.57	34.32	42.32	50.16	49.73	54.00	-4.27 Average
3	5190.000	7.64	34.36	42.32	89.47	89.15	-----	----- Average



Mode:e; Polarization:Horizontal; Modulation:802.11n; bandwidth:40MHz; Channel:High

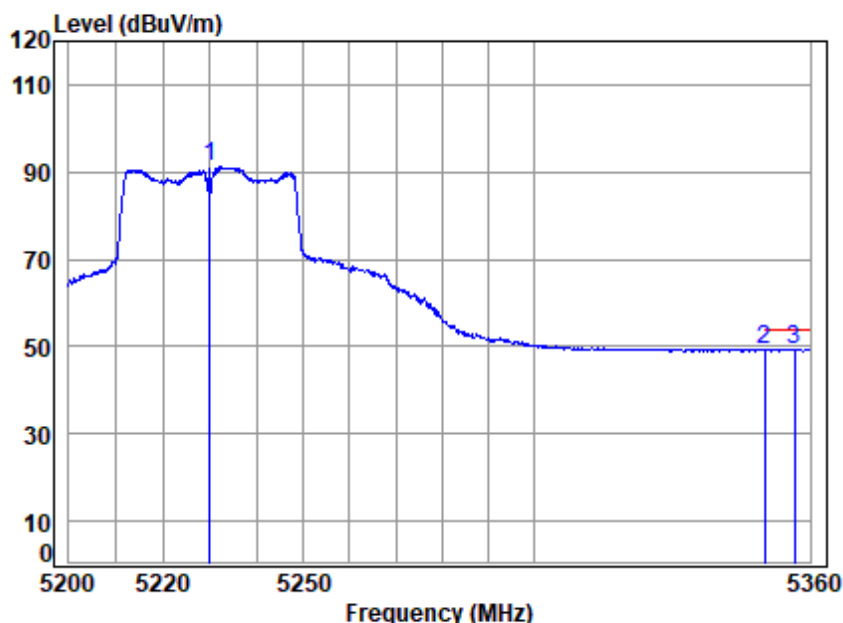


Site : chamber  
Condition: 3m HORIZONTAL  
Job No : 11025AT/11026AT  
Mode : 5230 Band edge  
: 5G WIFI 11N40

		Cable	Ant	Preamp	Read		Limit	Over	
Freq		Loss	Factor	Factor	Level	Level	Line	Limit	Remark
MHz		dB	dB/m	dB	dBuV	dBuV/m	dBuV/m	dB	
1 *	5230.000	7.72	34.39	42.32	98.69	98.48	68.20	30.28	peak
2	5350.020	7.92	34.48	42.34	56.72	56.78	74.00	-17.22	peak
3	5358.376	7.94	34.49	42.34	58.13	58.22	74.00	-15.78	peak



Mode:e; Polarization:Horizontal; Modulation:802.11n; bandwidth:40MHz; Channel:High



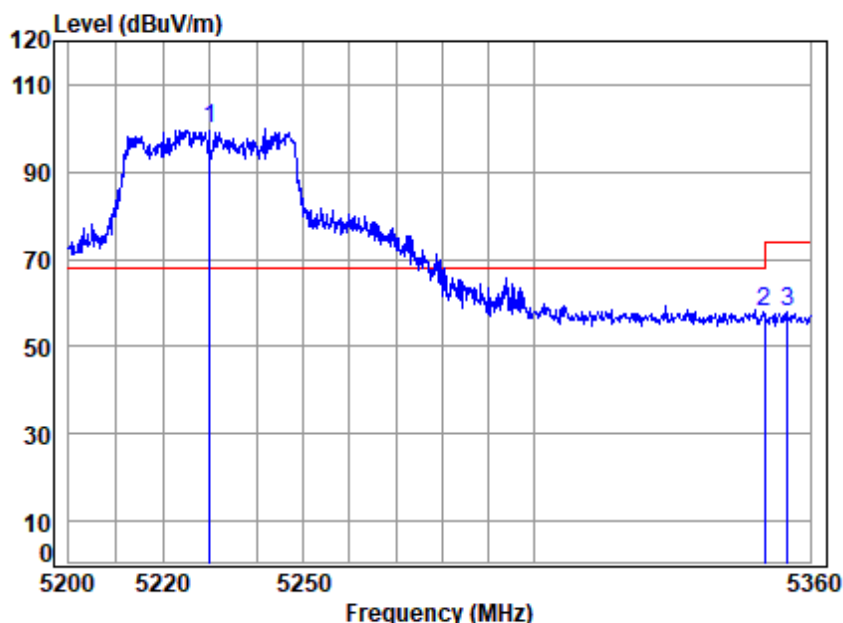
Site : chamber  
Condition: 3m HORIZONTAL  
Job No : 11025AT/11026AT  
Mode : 5230 Band edge  
: 5G WIFI 11N40

		Cable	Ant	Preamp	Read	Limit	Over	
	Freq	Loss	Factor	Factor	Level	Level	Line	Limit Remark
	MHz	dB	dB/m	dB	dBuV	dBuV/m	dBuV/m	dB
1	5230.000	7.72	34.39	42.32	91.43	91.22	-----	----- Average
2	5350.020	7.92	34.48	42.34	49.09	49.15	54.00	-4.85 Average
3	5356.590	7.94	34.49	42.34	49.27	49.36	54.00	-4.64 Average





Mode:e; Polarization:Vertical; Modulation:802.11n; bandwidth:40MHz; Channel:High

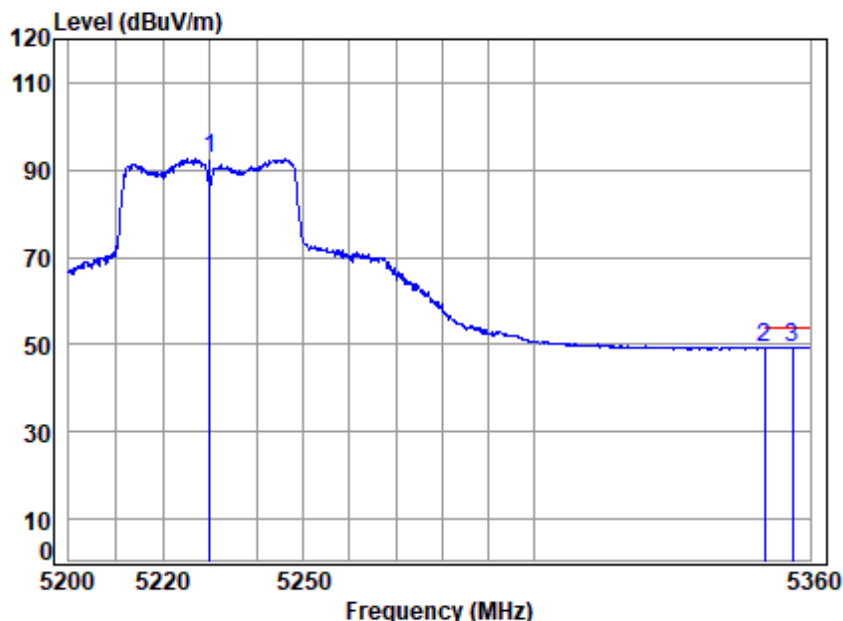


Site : chamber  
Condition: 3m VERTICAL  
Job No : 11025AT/11026AT  
Mode : 5230 Band edge  
: 5G WIFI 11N40

		Cable	Ant	Preamp	Read		Limit	Over	
	Freq	Loss	Factor	Factor	Level	Level	Line	Limit	Remark
	MHz	dB	dB/m	dB	dBuV	dBuV/m	dBuV/m	dB	
1 *	5230.000	7.72	34.39	42.32	100.00	99.79	68.20	31.59	Peak
2	5350.020	7.92	34.48	42.34	57.68	57.74	74.00	-16.26	Peak
3	5355.129	7.93	34.49	42.34	57.72	57.80	74.00	-16.20	Peak



Mode:e; Polarization:Vertical; Modulation:802.11n; bandwidth:40MHz; Channel:High

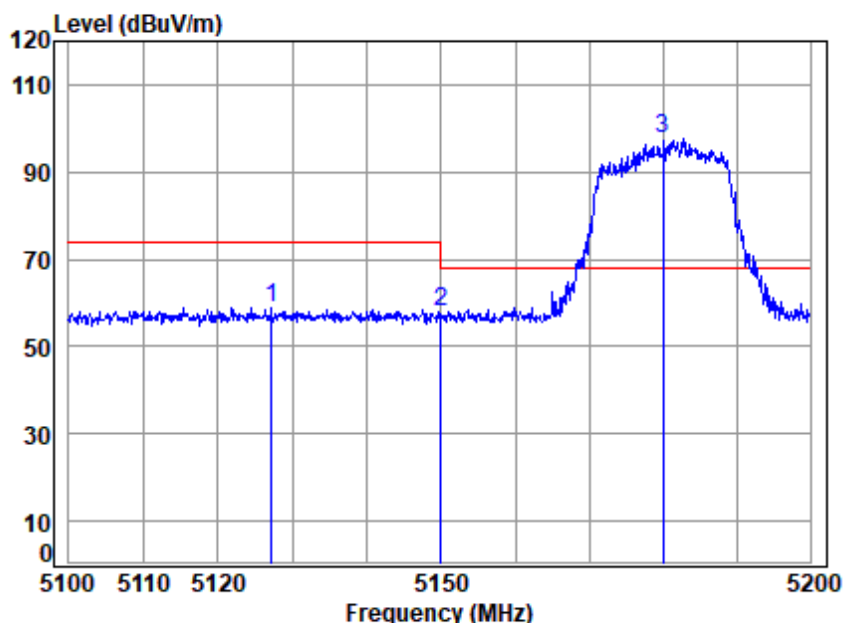


Site : chamber  
Condition: 3m VERTICAL  
Job No : 11025AT/11026AT  
Mode : 5230 Band edge  
: 5G WIFI 11N40

		Cable	Ant	Preamp	Read	Limit	Over	
	Freq	Loss	Factor	Factor	Level	Level	Line	Limit Remark
	MHz	dB	dB/m	dB	dBuV	dBuV/m	dBuV/m	dB
1	5230.000	7.72	34.39	42.32	92.80	92.59	-----	----- Average
2	5350.020	7.92	34.48	42.34	49.12	49.18	54.00	-4.82 Average
3	5356.265	7.94	34.49	42.34	49.37	49.46	54.00	-4.54 Average



Mode:e; Polarization:Horizontal; Modulation:802.11ac; bandwidth:20MHz; Channel:Low

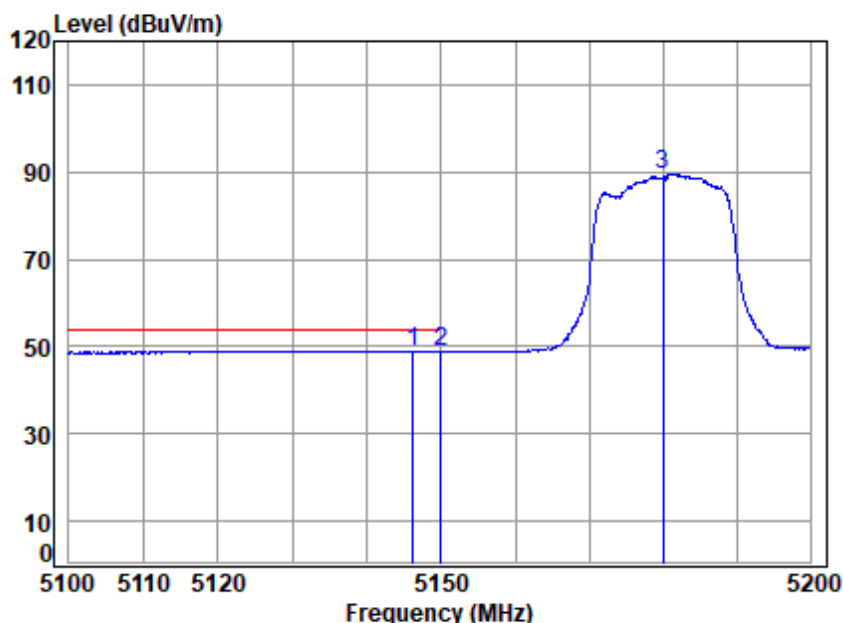


Site : chamber  
Condition: 3m HORIZONTAL  
Job No : 11025AT/11026AT  
Mode : 5180 Band edge  
: 5G WIFI 11AC20

		Cable	Ant	Preamp	Read	Limit	Over	
Freq		Loss	Factor	Factor	Level	Level	Line	Limit Remark
	MHz	dB	dB/m	dB	dBuV	dBuV/m	dBuV/m	dB
1	5127.107	7.53	34.31	42.31	59.43	58.96	74.00	-15.04 peak
2	5149.980	7.57	34.32	42.32	58.56	58.13	74.00	-15.87 peak
3 *	5180.000	7.63	34.35	42.32	97.97	97.63	68.20	29.43 peak



Mode:e; Polarization:Horizontal; Modulation:802.11ac; bandwidth:20MHz; Channel:Low



Site : chamber  
Condition: 3m HORIZONTAL  
Job No : 11025AT/11026AT  
Mode : 5180 Band edge  
: 5G WIFI 11AC20

		Cable	Ant	Preamp	Read	Limit	Over	
	Freq	Loss	Factor	Factor	Level	Level	Line	Limit Remark
	MHz	dB	dB/m	dB	dBuV	dBuV/m	dBuV/m	dB
1	5146.258	7.57	34.32	42.32	49.29	48.86	54.00	-5.14 Average
2	5149.980	7.57	34.32	42.32	49.26	48.83	54.00	-5.17 Average
3	5180.000	7.63	34.35	42.32	89.92	89.58	-----	----- Average



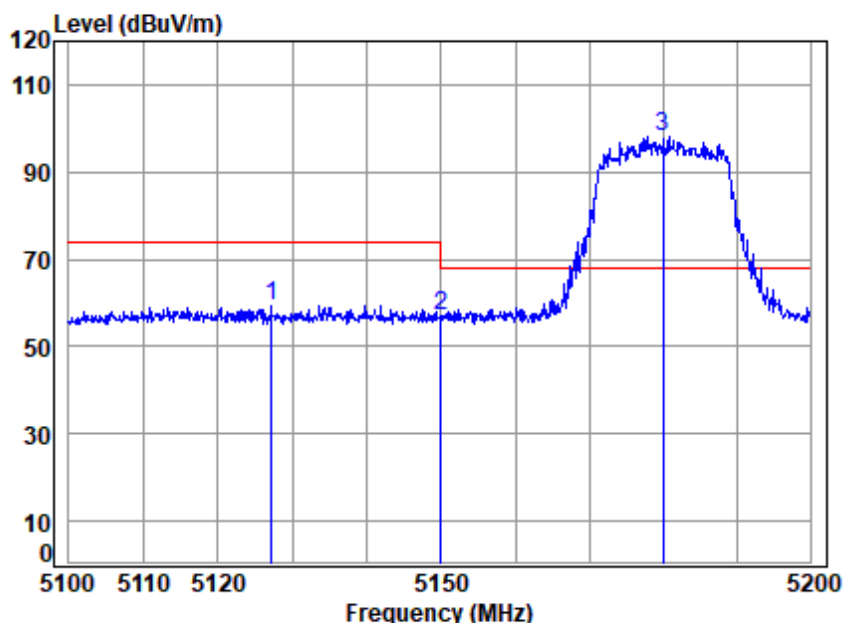
Unless otherwise agreed in writing, this document is issued by the Company subject to its General Conditions of Service printed overleaf, available on request or accessible at <http://www.sgs.com/en/Terms-and-Conditions.aspx> and, for electronic format documents, subject to Terms and Conditions for Electronic Documents at <http://www.sgs.com/en/Terms-and-Conditions/Terms-e-Documents.aspx>. Attention is drawn to the limitation of liability, indemnification and jurisdiction issues defined therein. Any holder of this document is advised that information contained hereon reflects the Company's findings at the time of its intervention only and within the limits of Client's instructions, if any. The Company's sole responsibility is to its Client and this document does not exonerate parties to a transaction from exercising all their rights and obligations under the transaction documents. This document cannot be reproduced except in full, without prior written approval of the Company. Any unauthorized alteration, forgery or falsification of the content or appearance of this document is unlawful and offenders may be prosecuted to the fullest extent of the law. Unless otherwise stated the results shown in this test report refer only to the sample(s) tested and such sample(s) are retained for 30 days only.  
Attention: To check the authenticity of testing /inspection report & certificate, please contact us at telephone: (86-755) 8307 1443, or email: [CN.Doccheck@sgs.com](mailto:CN.Doccheck@sgs.com)

SGS-CSTC Standards Technical Services Co., Ltd.  
Shenzhen Branch (China) CSTC Laboratory

No.1 Workshop, M-10, Middle Section, Science & Technology Park, Shenzhen, China 518057 t (86-755) 26012053 f (86-755) 26710594 www.sgs.com.cn  
中国·深圳·科技园中区M-10栋一号厂房 邮编: 518057 t (86-755) 26012053 f (86-755) 26710594 sgs.china@sgs.com



Mode:e; Polarization:Vertical; Modulation:802.11ac; bandwidth:20MHz; Channel:Low

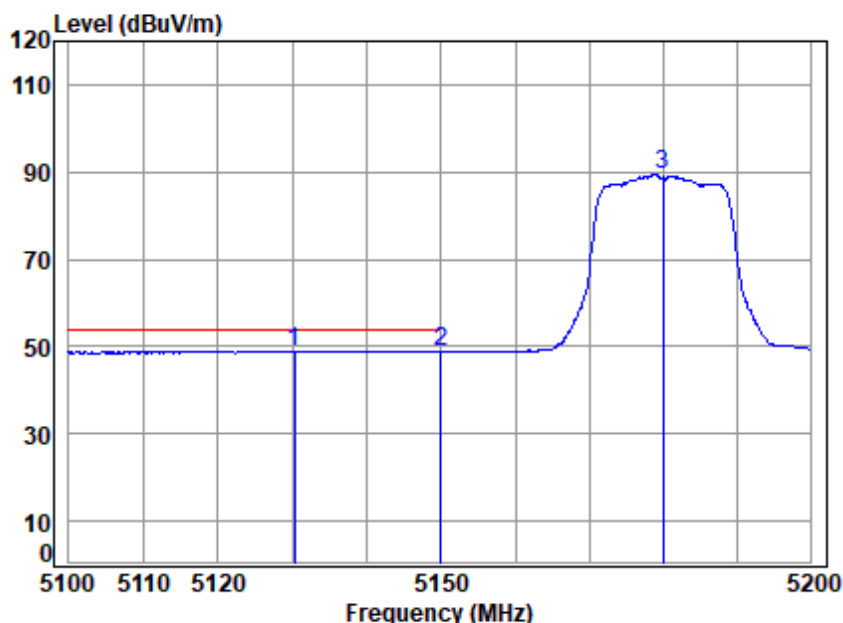


Site : chamber  
Condition: 3m VERTICAL  
Job No : 11025AT/11026AT  
Mode : 5180 Band edge  
: 5G WIFI 11AC20

		Cable	Ant	Preamp	Read		Limit	Over	
Freq		Loss	Factor	Factor	Level	Level	Line	Limit	Remark
	MHz	dB	dB/m	dB	dBuV	dBuV/m	dBuV/m	dB	
1	5127.107	7.53	34.31	42.31	59.91	59.44	74.00	-14.56	Peak
2	5149.980	7.57	34.32	42.32	57.41	56.98	74.00	-17.02	Peak
3 *	5180.000	7.63	34.35	42.32	98.45	98.11	68.20	29.91	Peak



Mode:e; Polarization:Vertical; Modulation:802.11ac; bandwidth:20MHz; Channel:Low

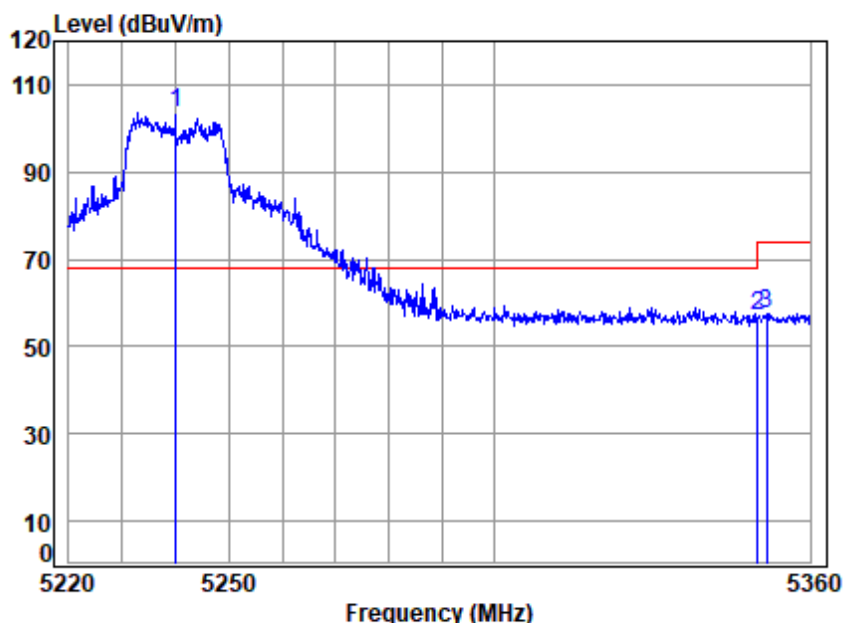


Site : chamber  
Condition: 3m VERTICAL  
Job No : 11025AT/11026AT  
Mode : 5180 Band edge  
: 5G WIFI 11AC20

		Cable	Ant	Preamp	Read	Limit	Over	
	Freq	Loss	Factor	Factor	Level	Line	Limit	Remark
	MHz	dB	dB/m	dB	dBuV	dBuV/m	dBuV/m	dB
1	5130.195	7.54	34.31	42.31	49.31	48.85	54.00	-5.15 Average
2	5149.980	7.57	34.32	42.32	49.19	48.76	54.00	-5.24 Average
3	5180.000	7.63	34.35	42.32	89.85	89.51	-----	----- Average



Mode:e; Polarization:Horizontal; Modulation:802.11ac; bandwidth:20MHz; Channel:High

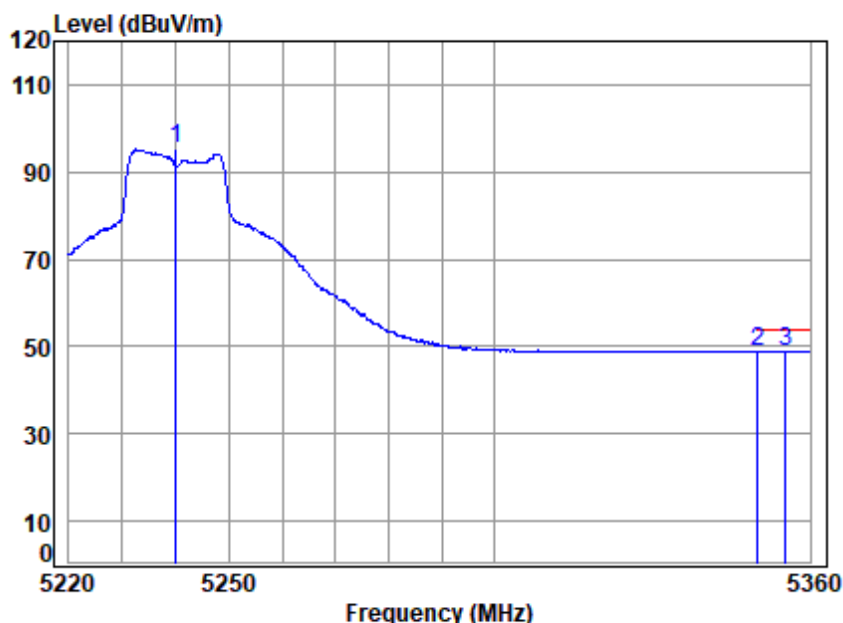


Site : chamber  
Condition: 3m HORIZONTAL  
Job No : 11025AT/11026AT  
Mode : 5240 Band edge  
: 5G WIFI 11AC20

		Cable	Ant	Preamp	Read		Limit	Over	
	Freq	Loss	Factor	Factor	Level	Level	Line	Limit	Remark
	MHz	dB	dB/m	dB	dBuV	dBuV/m	dBuV/m	dB	
1 *	5240.000	7.73	34.40	42.33	103.55	103.35	68.20	35.15	peak
2	5350.020	7.92	34.48	42.34	56.84	56.90	74.00	-17.10	peak
3	5351.637	7.93	34.49	42.34	57.60	57.68	74.00	-16.32	peak



Mode:e; Polarization:Horizontal; Modulation:802.11ac; bandwidth:20MHz; Channel:High



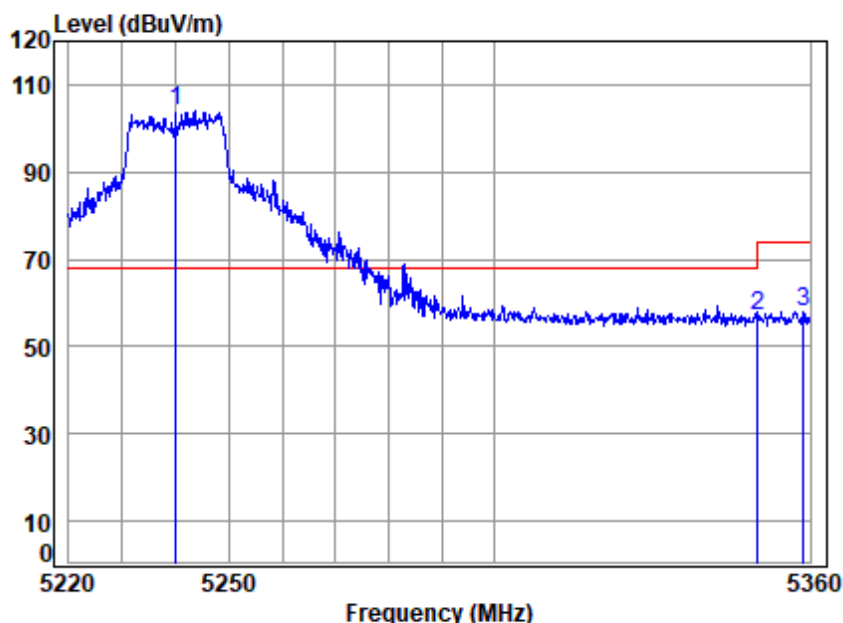
Site : chamber  
Condition: 3m HORIZONTAL  
Job No : 11025AT/11026AT  
Mode : 5240 Band edge  
: 5G WIFI 11AC20

		Cable	Ant	Preamp	Read	Limit	Over	
	Freq	Loss	Factor	Factor	Level	Level	Line	Limit Remark
	MHz	dB	dB/m	dB	dBuV	dBuV/m	dBuV/m	dB
1	5240.000	7.73	34.40	42.33	95.35	95.15	-----	----- Average
2	5350.020	7.92	34.48	42.34	48.66	48.72	54.00	-5.28 Average
3	5355.321	7.93	34.49	42.34	48.82	48.90	54.00	-5.10 Average





Mode:e; Polarization:Vertical; Modulation:802.11ac; bandwidth:20MHz; Channel:High

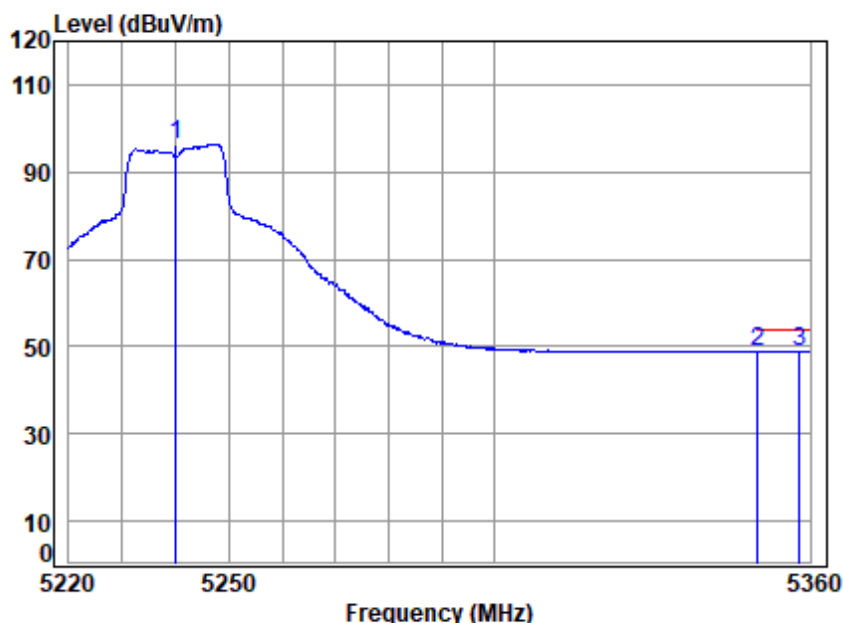


Site : chamber  
Condition: 3m VERTICAL  
Job No : 11025AT/11026AT  
Mode : 5240 Band edge  
: 5G WIFI 11AC20

		Cable	Ant	Preamp	Read		Limit	Over	
Freq		Loss	Factor	Factor	Level	Level	Line	Limit	Remark
MHz		dB	dB/m	dB	dBuV	dBuV/m	dBuV/m	dB	
1 *	5240.000	7.73	34.40	42.33	104.08	103.88	68.20	35.68	Peak
2	5350.020	7.92	34.48	42.34	56.80	56.86	74.00	-17.14	Peak
3	5358.724	7.94	34.49	42.34	57.85	57.94	74.00	-16.06	Peak



Mode:e; Polarization:Vertical; Modulation:802.11ac; bandwidth:20MHz; Channel:High

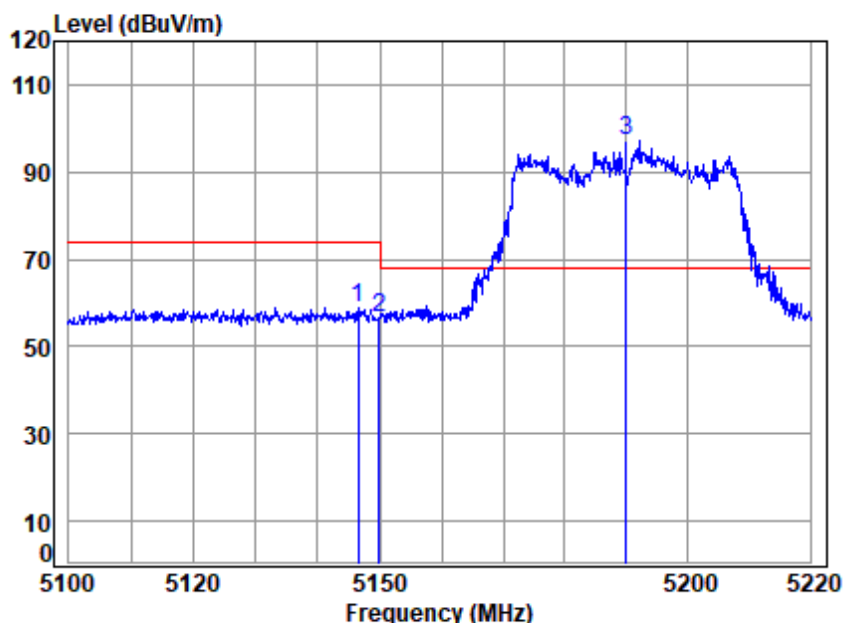


Site : chamber  
Condition: 3m VERTICAL  
Job No : 11025AT/11026AT  
Mode : 5240 Band edge  
: 5G WIFI 11AC20

		Cable	Ant	Preamp	Read	Limit	Over	
	Freq	Loss	Factor	Factor	Level	Level	Line	Limit Remark
	MHz	dB	dB/m	dB	dBuV	dBuV/m	dBuV/m	dB
1	5240.000	7.73	34.40	42.33	96.50	96.30	-----	----- Average
2	5350.020	7.92	34.48	42.34	48.76	48.82	54.00	-5.18 Average
3	5358.014	7.94	34.49	42.34	48.81	48.90	54.00	-5.10 Average



Mode:e; Polarization:Horizontal; Modulation:802.11ac; bandwidth:40MHz; Channel:Low

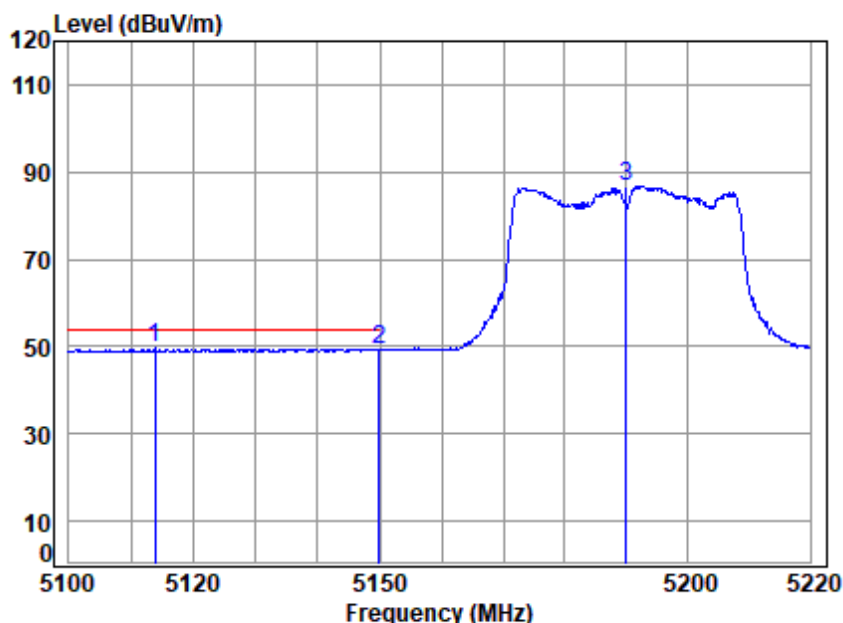


Site : chamber  
Condition: 3m HORIZONTAL  
Job No : 11025AT/11026AT  
Mode : 5190 Band edge  
: 5G WIFI 11AC40

		Cable	Ant	Preamp	Read	Limit	Over	
Freq		Loss	Factor	Factor	Level	Level	Line	Limit Remark
	MHz	dB	dB/m	dB	dBuV	dBuV/m	dBuV/m	dB
1	5146.588	7.57	34.32	42.32	59.33	58.90	74.00	-15.10 peak
2	5149.980	7.57	34.32	42.32	57.21	56.78	74.00	-17.22 peak
3 *	5190.000	7.64	34.36	42.32	97.55	97.23	68.20	29.03 peak



Mode:e; Polarization:Horizontal; Modulation:802.11ac; bandwidth:40MHz; Channel:Low



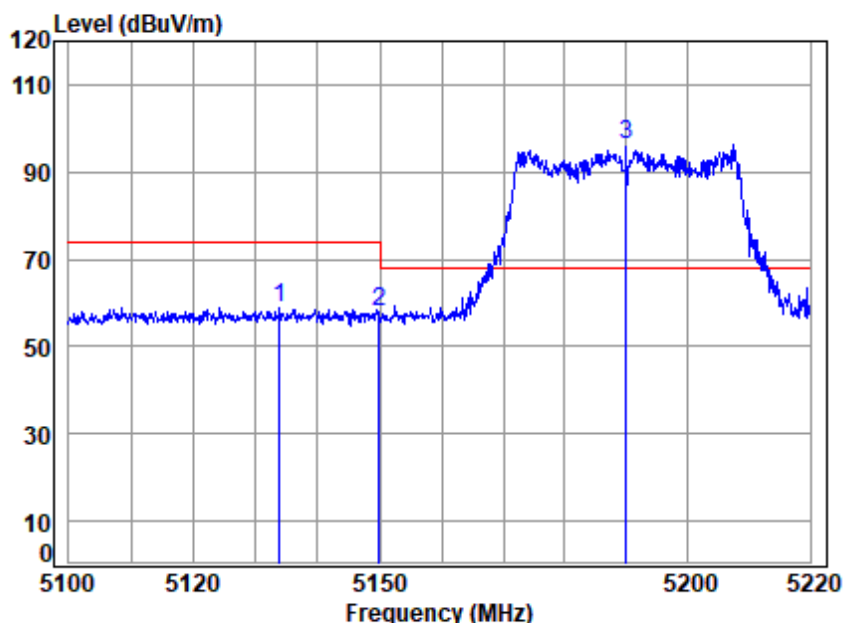
Site : chamber  
Condition: 3m HORIZONTAL  
Job No : 11025AT/11026AT  
Mode : 5190 Band edge  
: 5G WIFI 11AC40

		Cable	Ant	Preamp	Read	Limit	Over	
	Freq	Loss	Factor	Factor	Level	Level	Line	Limit Remark
	MHz	dB	dB/m	dB	dBuV	dBuV/m	dBuV/m	dB
1	5113.777	7.51	34.29	42.31	50.02	49.51	54.00	-4.49 Average
2	5149.980	7.57	34.32	42.32	49.69	49.26	54.00	-4.74 Average
3	5190.000	7.64	34.36	42.32	87.12	86.80	-----	----- Average





Mode:e; Polarization:Vertical; Modulation:802.11ac; bandwidth:40MHz; Channel:Low

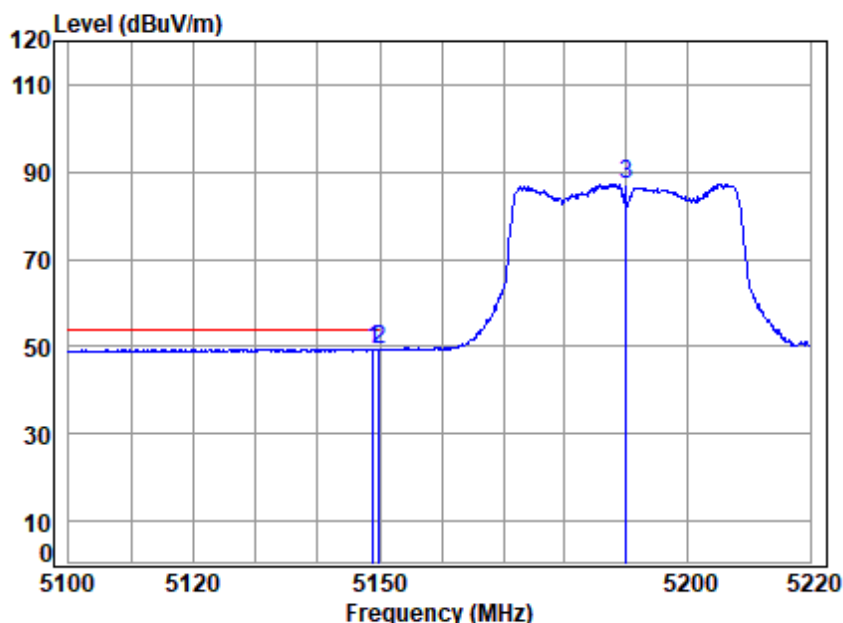


Site : chamber  
Condition: 3m VERTICAL  
Job No : 11025AT/11026AT  
Mode : 5190 Band edge  
: 5G WIFI 11AC40

		Cable	Ant	Preamp	Read	Limit	Over	
Freq		Loss	Factor	Factor	Level	Level	Line	Limit Remark
	MHz	dB	dB/m	dB	dBuV	dBuV/m	dBuV/m	dB
1	5133.916	7.54	34.31	42.31	59.54	59.08	74.00	-14.92 Peak
2	5149.980	7.57	34.32	42.32	58.23	57.80	74.00	-16.20 Peak
3 *	5190.000	7.64	34.36	42.32	96.50	96.18	68.20	27.98 Peak



Mode:e; Polarization:Vertical; Modulation:802.11ac; bandwidth:40MHz; Channel:Low

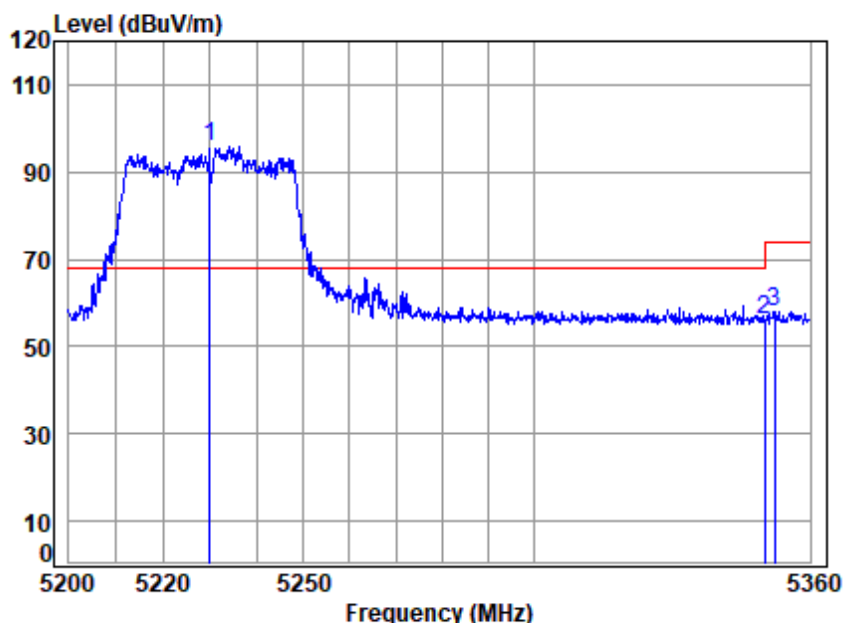


Site : chamber  
Condition: 3m VERTICAL  
Job No : 11025AT/11026AT  
Mode : 5190 Band edge  
: 5G WIFI 11AC40

		Cable	Ant	Preamp	Read	Limit	Over	
Freq		Loss	Factor	Factor	Level	Line	Limit	Remark
MHz		dB	dB/m	dB	dBuV	dBuV/m	dBuV/m	dB
1	5148.982	7.57	34.32	42.32	49.86	49.43	54.00	-4.57 Average
2	5149.980	7.57	34.32	42.32	49.79	49.36	54.00	-4.64 Average
3	5190.000	7.64	34.36	42.32	87.69	87.37	-----	----- Average



Mode:e; Polarization:Horizontal; Modulation:802.11ac; bandwidth:40MHz; Channel:High

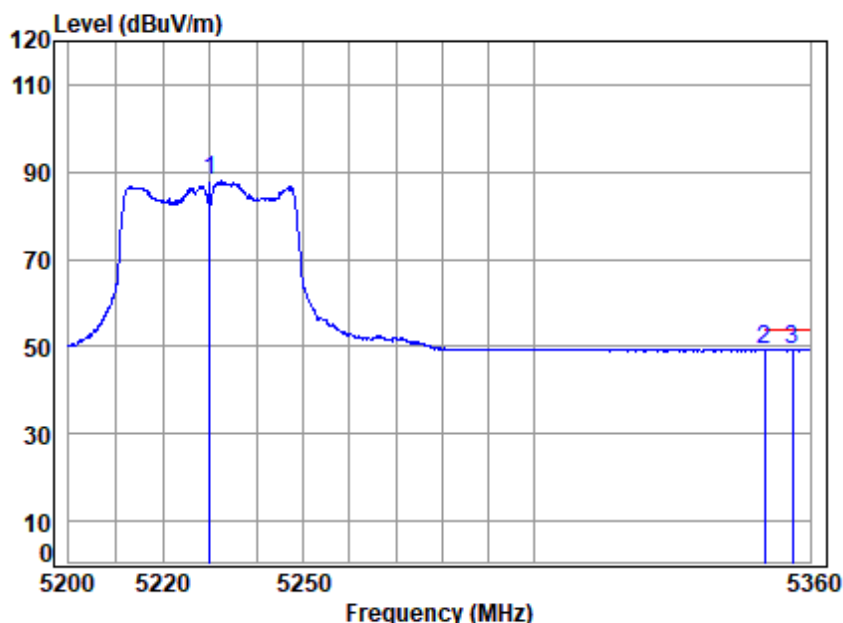


Site : chamber  
Condition: 3m HORIZONTAL  
Job No : 11025AT/11026AT  
Mode : 5230 Band edge  
: 5G WIFI 11AC40

		Cable	Ant	Preamp	Read	Limit	Over	
Freq		Loss	Factor	Factor	Level	Level	Line	Limit Remark
MHz		dB	dB/m	dB	dBuV	dBuV/m	dBuV/m	dB
1 *	5230.000	7.72	34.39	42.32	95.92	95.71	68.20	27.51 peak
2	5350.020	7.92	34.48	42.34	56.16	56.22	74.00	-17.78 peak
3	5352.208	7.93	34.49	42.34	58.02	58.10	74.00	-15.90 peak



Mode:e; Polarization:Horizontal; Modulation:802.11ac; bandwidth:40MHz; Channel:High



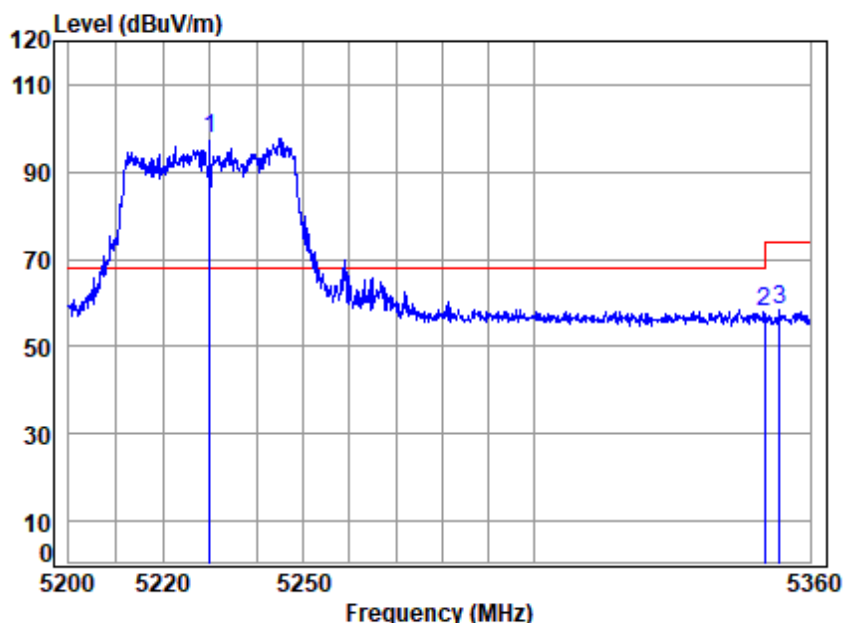
Site : chamber  
Condition: 3m HORIZONTAL  
Job No : 11025AT/11026AT  
Mode : 5230 Band edge  
: 5G WIFI 11AC40

		Cable	Ant	Preamp	Read	Limit	Over	
	Freq	Loss	Factor	Factor	Level	Level	Line	Limit Remark
	MHz	dB	dB/m	dB	dBuV	dBuV/m	dBuV/m	dB
1	5230.000	7.72	34.39	42.32	88.07	87.86	-----	----- Average
2	5350.020	7.92	34.48	42.34	49.10	49.16	54.00	-4.84 Average
3	5356.103	7.94	34.49	42.34	49.26	49.35	54.00	-4.65 Average





Mode:e; Polarization:Vertical; Modulation:802.11ac; bandwidth:40MHz; Channel:High

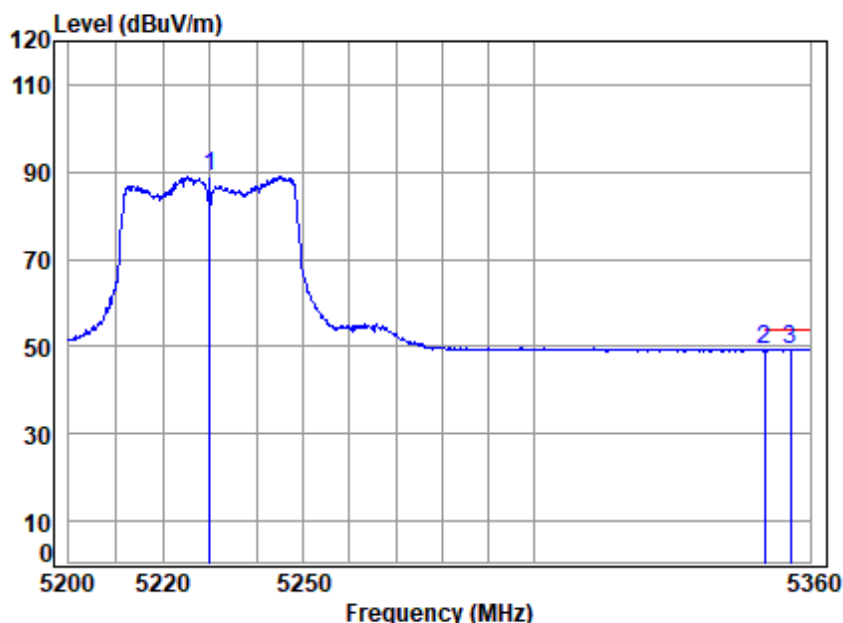


Site : chamber  
Condition: 3m VERTICAL  
Job No : 11025AT/11026AT  
Mode : 5230 Band edge  
: 5G WIFI 11AC40

		Cable	Ant	Preamp	Read	Limit	Over	
Freq		Loss	Factor	Factor	Level	Level	Line	Limit Remark
MHz		dB	dB/m	dB	dBuV	dBuV/m	dBuV/m	dB
1 *	5230.000	7.72	34.39	42.32	97.71	97.50	68.20	29.30 Peak
2	5350.020	7.92	34.48	42.34	57.73	57.79	74.00	-16.21 Peak
3	5353.344	7.93	34.49	42.34	58.50	58.58	74.00	-15.42 Peak



Mode:e; Polarization:Vertical; Modulation:802.11ac; bandwidth:40MHz; Channel:High

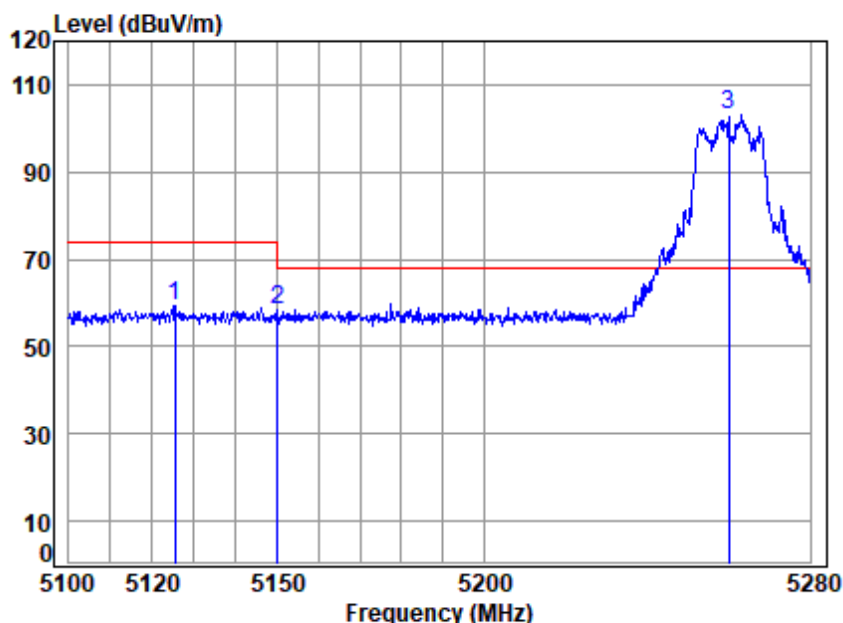


Site : chamber  
Condition: 3m VERTICAL  
Job No : 11025AT/11026AT  
Mode : 5230 Band edge  
: 5G WIFI 11AC40

		Cable	Ant	Preamp	Read	Limit	Over	
	Freq	Loss	Factor	Factor	Level	Level	Line	Limit Remark
	MHz	dB	dB/m	dB	dBuV	dBuV/m	dBuV/m	dB
1	5230.000	7.72	34.39	42.32	89.14	88.93	-----	----- Average
2	5350.020	7.92	34.48	42.34	49.16	49.22	54.00	-4.78 Average
3	5355.616	7.93	34.49	42.34	49.30	49.38	54.00	-4.62 Average



Mode:f; Polarization:Horizontal; Modulation:802.11a; bandwidth:20MHz; Channel:Low

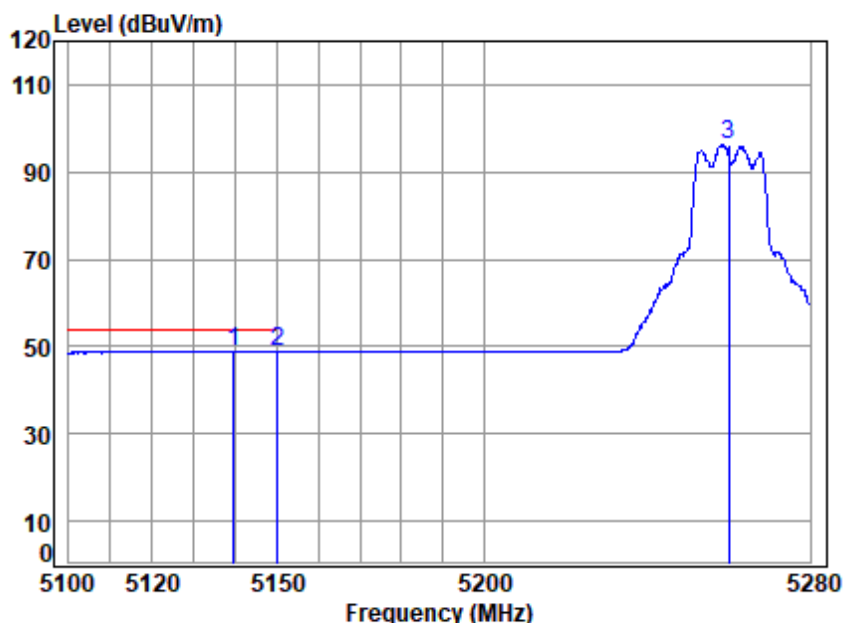


Site : chamber  
Condition: 3m HORIZONTAL  
Job No : 11025AT/11026AT  
Mode : 5260 Band edge  
: 5G WIFI 11A

		Cable	Ant	Preamp	Read	Limit	Over	
Freq		Loss	Factor	Factor	Level	Level	Line	Limit Remark
	MHz	dB	dB/m	dB	dBuV	dBuV/m	dBuV/m	dB
1	5125.359	7.53	34.30	42.31	59.61	59.13	74.00	-14.87 peak
2	5149.980	7.57	34.32	42.32	58.68	58.25	74.00	-15.75 peak
3 *	5260.000	7.77	34.41	42.33	103.26	103.11	68.20	34.91 peak



Mode:f; Polarization:Horizontal; Modulation:802.11a; bandwidth:20MHz; Channel:Low



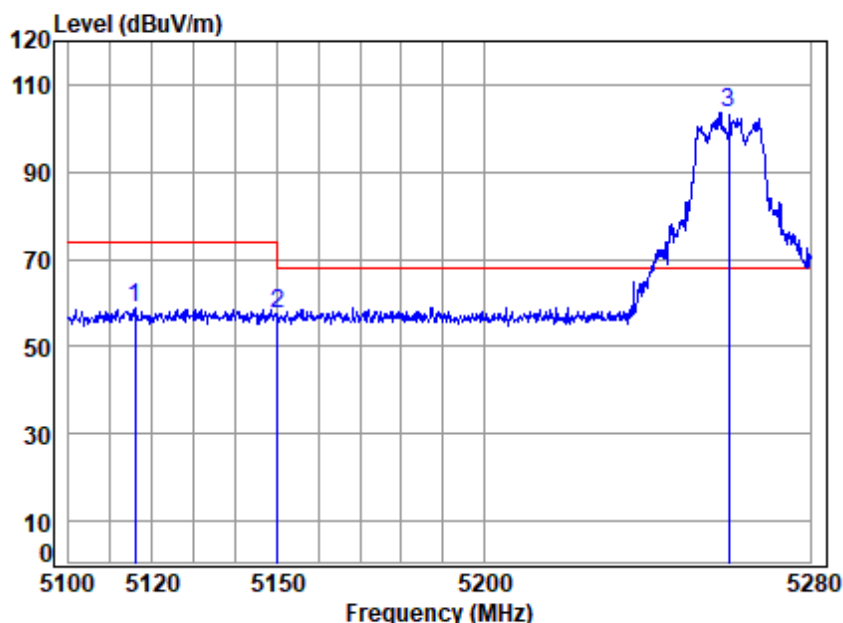
Site : chamber  
Condition: 3m HORIZONTAL  
Job No : 11025AT/11026AT  
Mode : 5260 Band edge  
: 5G WIFI 11A

		Cable	Ant	Preamp	Read	Limit	Over	
Freq		Loss	Factor	Factor	Level	Level	Line	Limit Remark
	MHz	dB	dB/m	dB	dBuV	dBuV/m	dBuV/m	dB
1	5139.422	7.55	34.32	42.32	49.39	48.94	54.00	-5.06 Average
2	5149.980	7.57	34.32	42.32	49.23	48.80	54.00	-5.20 Average
3	5260.000	7.77	34.41	42.33	96.26	96.11	-----	----- Average





Mode:f; Polarization:Vertical; Modulation:802.11a; bandwidth:20MHz; Channel:Low

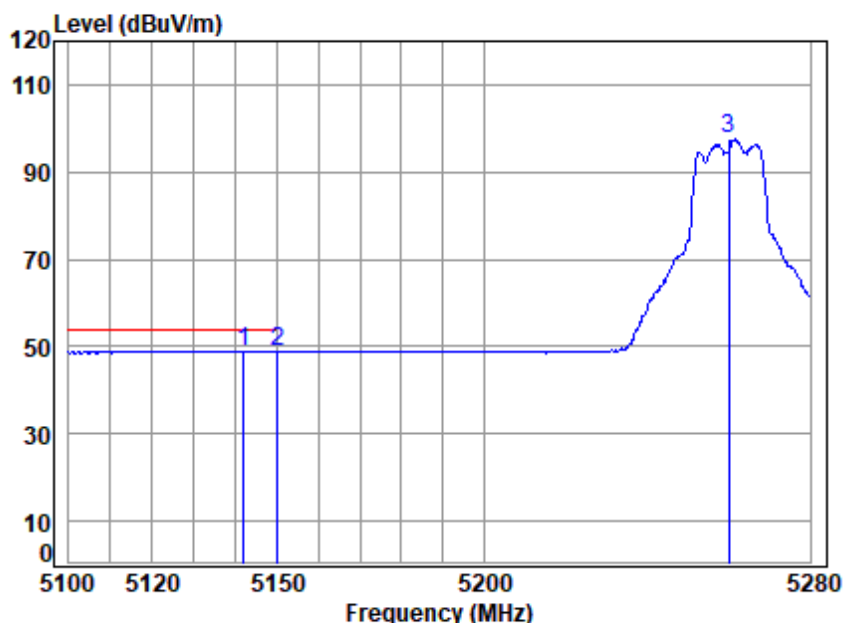


Site : chamber  
Condition: 3m VERTICAL  
Job No : 11025AT/11026AT  
Mode : 5260 Band edge  
: 5G WIFI 11A

		Cable	Ant	Preamp	Read	Limit	Over	
Freq		Loss	Factor	Factor	Level	Line	Limit	Remark
MHz		dB	dB/m	dB	dBuV	dBuV/m	dBuV/m	dB
1	5115.768	7.51	34.30	42.31	59.48	58.98	74.00	-15.02 Peak
2	5149.980	7.57	34.32	42.32	57.82	57.39	74.00	-16.61 Peak
3 *	5260.000	7.77	34.41	42.33	103.60	103.45	68.20	35.25 Peak



Mode:f; Polarization:Vertical; Modulation:802.11a; bandwidth:20MHz; Channel:Low

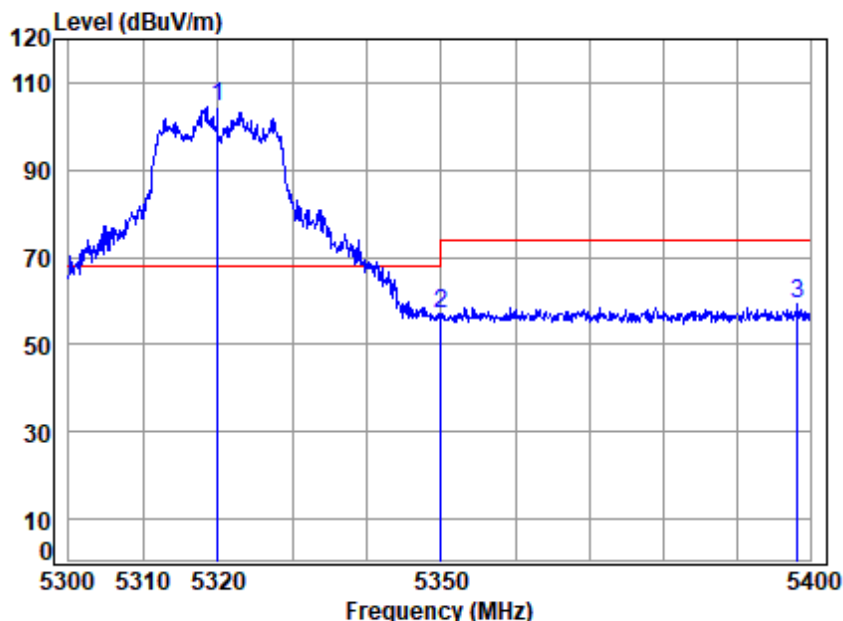


Site : chamber  
Condition: 3m VERTICAL  
Job No : 11025AT/11026AT  
Mode : 5260 Band edge  
: 5G WIFI 11A

		Cable	Ant	Preamp	Read	Limit	Over	
Freq		Loss	Factor	Factor	Level	Level	Line	Limit Remark
MHz		dB	dB/m	dB	dBuV	dBuV/m	dBuV/m	dB
1	5141.919	7.56	34.32	42.32	49.33	48.89	54.00	-5.11 Average
2	5149.980	7.57	34.32	42.32	49.21	48.78	54.00	-5.22 Average
3	5260.000	7.77	34.41	42.33	97.70	97.55	-----	----- Average



Mode:f; Polarization:Horizontal; Modulation:802.11a; bandwidth:20MHz; Channel:High



Site : chamber  
Condition: 3m HORIZONTAL  
Job No : 11025AT/11026AT  
Mode : 5320 Band edge  
: 5G WIFI 11A

		Cable	Ant	Preamp	Read	Limit	Over	
Freq		Loss	Factor	Factor	Level	Level	Line	Limit Remark
MHz		dB	dB/m	dB	dBuV	dBuV/m	dBuV/m	dB
1 *	5320.000	7.87	34.46	42.33	104.54	104.54	68.20	36.34 peak
2	5350.020	7.92	34.48	42.34	56.94	57.00	74.00	-17.00 peak
3	5398.284	8.01	34.52	42.34	58.99	59.18	74.00	-14.82 peak

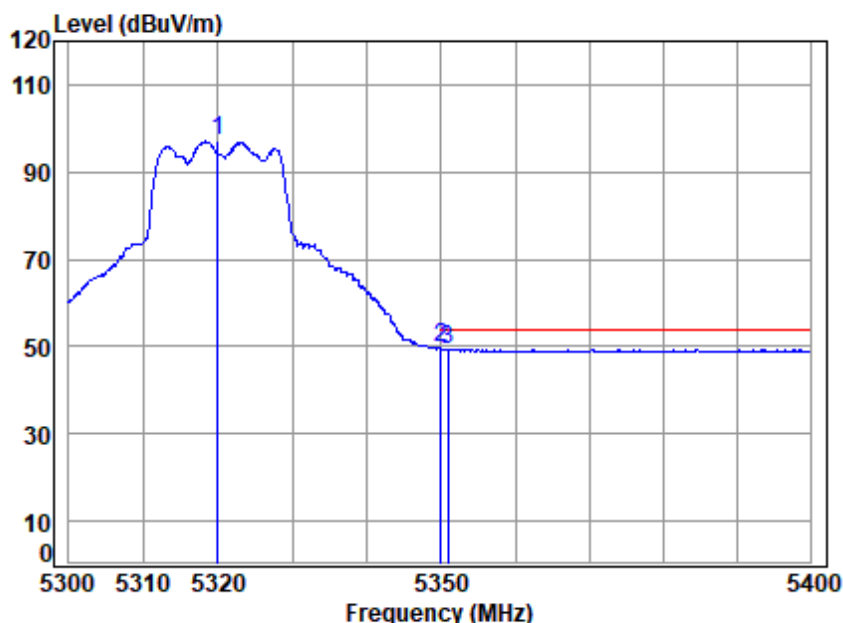


Unless otherwise agreed in writing, this document is issued by the Company subject to its General Conditions of Service printed overleaf, available on request or accessible at <http://www.sgs.com/en/Terms-and-Conditions.aspx> and, for electronic format documents, subject to Terms and Conditions for Electronic Documents at <http://www.sgs.com/en/Terms-and-Conditions/Terms-e-Documents.aspx>. Attention is drawn to the limitation of liability, indemnification and jurisdiction issues defined therein. Any holder of this document is advised that information contained hereon reflects the Company's findings at the time of its intervention only and within the limits of Client's instructions, if any. The Company's sole responsibility is to its Client and this document does not exonerate parties to a transaction from exercising all their rights and obligations under the transaction documents. This document cannot be reproduced except in full, without prior written approval of the Company. Any unauthorized alteration, forgery or falsification of the content or appearance of this document is unlawful and offenders may be prosecuted to the fullest extent of the law. Unless otherwise stated the results shown in this test report refer only to the sample(s) tested and such sample(s) are retained for 30 days only.  
Attention: To check the authenticity of testing /inspection report and certificate, please contact us at telephone: (86-755) 8307 1443, or email: [CN.Doccheck@sgs.com](mailto:CN.Doccheck@sgs.com)

SGS-CSTC Standards Technical Services Co., Ltd.  
Shenzhen Branch

No.1 Workshop, M-10, Middle Section, Science & Technology Park, Shenzhen, China 518057 t (86-755) 26012053 f (86-755) 26710594 www.sgs.com.cn  
中国·深圳·科技园中区M-10栋一号厂房 邮编: 518057 t (86-755) 26012053 f (86-755) 26710594 sgs.china@sgs.com

Mode:f; Polarization:Horizontal; Modulation:802.11a; bandwidth:20MHz; Channel:High



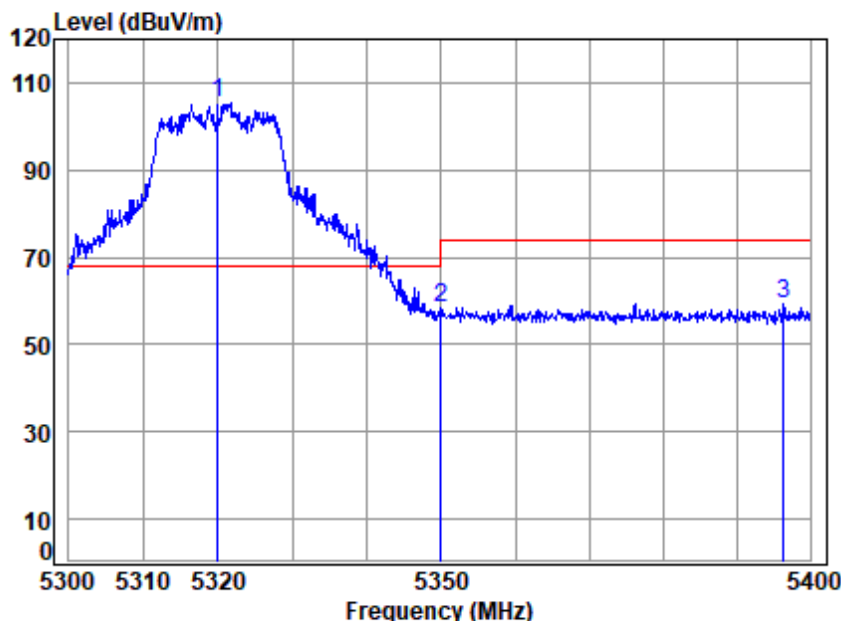
Site : chamber  
Condition: 3m HORIZONTAL  
Job No : 11025AT/11026AT  
Mode : 5320 Band edge  
: 5G WIFI 11A

		Cable	Ant	Preamp	Read	Limit	Over	
	Freq	Loss	Factor	Factor	Level	Level	Line	Limit Remark
	MHz	dB	dB/m	dB	dBuV	dBuV/m	dBuV/m	dB
1	5320.000	7.87	34.46	42.33	97.04	97.04	-----	----- Average
2	5350.020	7.92	34.48	42.34	49.46	49.52	54.00	-4.48 Average
3	5350.966	7.93	34.48	42.34	49.30	49.37	54.00	-4.63 Average





Mode:f; Polarization:Vertical; Modulation:802.11a; bandwidth:20MHz; Channel:High



Site : chamber  
Condition: 3m VERTICAL  
Job No : 11025AT/11026AT  
Mode : 5320 Band edge  
: 5G WIFI 11A

		Cable	Ant	Preamp	Read		Limit	Over	
Freq		Loss	Factor	Factor	Level	Level	Line	Limit	Remark
MHz		dB	dB/m	dB	dBuV	dBuV/m	dBuV/m	dB	
1 *	5320.000	7.87	34.46	42.33	105.24	105.24	68.20	37.04	Peak
2	5350.020	7.92	34.48	42.34	58.41	58.47	74.00	-15.53	Peak
3	5396.368	8.00	34.52	42.34	59.07	59.25	74.00	-14.75	Peak

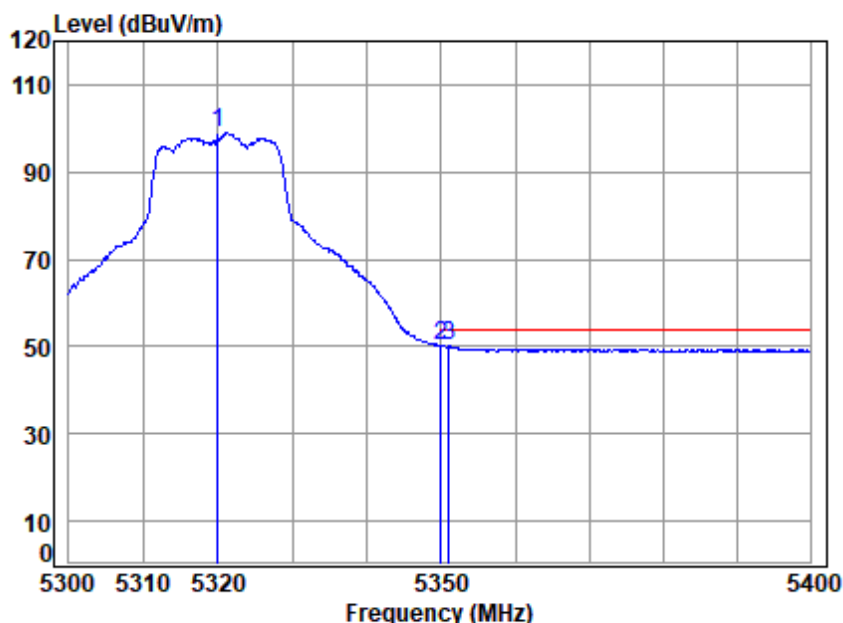


Unless otherwise agreed in writing, this document is issued by the Company subject to its General Conditions of Service printed overleaf, available on request or accessible at <http://www.sgs.com/en/Terms-and-Conditions.aspx> and, for electronic format documents, subject to Terms and Conditions for Electronic Documents at <http://www.sgs.com/en/Terms-and-Conditions/Terms-e-Documents.aspx>. Attention is drawn to the limitation of liability, indemnification and jurisdiction issues defined therein. Any holder of this document is advised that information contained hereon reflects the Company's findings at the time of its intervention only and within the limits of Client's instructions, if any. The Company's sole responsibility is to its Client and this document does not exonerate parties to a transaction from exercising all their rights and obligations under the transaction documents. This document cannot be reproduced except in full, without prior written approval of the Company. Any unauthorized alteration, forgery or falsification of the content or appearance of this document is unlawful and offenders may be prosecuted to the fullest extent of the law. Unless otherwise stated the results shown in this test report refer only to the sample(s) tested and such sample(s) are retained for 30 days only.  
Attention: To check the authenticity of testing / inspection report and certificate, please contact us at telephone: (86-755) 8307 1443, or email: [CN.Doccheck@sgs.com](mailto:CN.Doccheck@sgs.com)

SGS-CSTC Standards Technical Services Co., Ltd.  
Shenzhen Branch

No.1 Workshop, M-10, Middle Section, Science & Technology Park, Shenzhen, China 518057 t (86-755) 26012053 f (86-755) 26710594 www.sgs.com.cn  
中国·深圳·科技园中区M-10栋一号厂房 邮编: 518057 t (86-755) 26012053 f (86-755) 26710594 sgs.china@sgs.com

Mode:f; Polarization:Vertical; Modulation:802.11a; bandwidth:20MHz; Channel:High



Site : chamber  
Condition: 3m VERTICAL  
Job No : 11025AT/11026AT  
Mode : 5320 Band edge  
: 5G WIFI 11A

		Cable	Ant	Preamp	Read	Limit	Over	
	Freq	Loss	Factor	Factor	Level	Level	Line	Limit Remark
	MHz	dB	dB/m	dB	dBuV	dBuV/m	dBuV/m	dB
1	5320.000	7.87	34.46	42.33	99.14	99.14	-----	----- Average
2	5350.020	7.92	34.48	42.34	50.12	50.18	54.00	-3.82 Average
3	5351.066	7.93	34.48	42.34	49.99	50.06	54.00	-3.94 Average

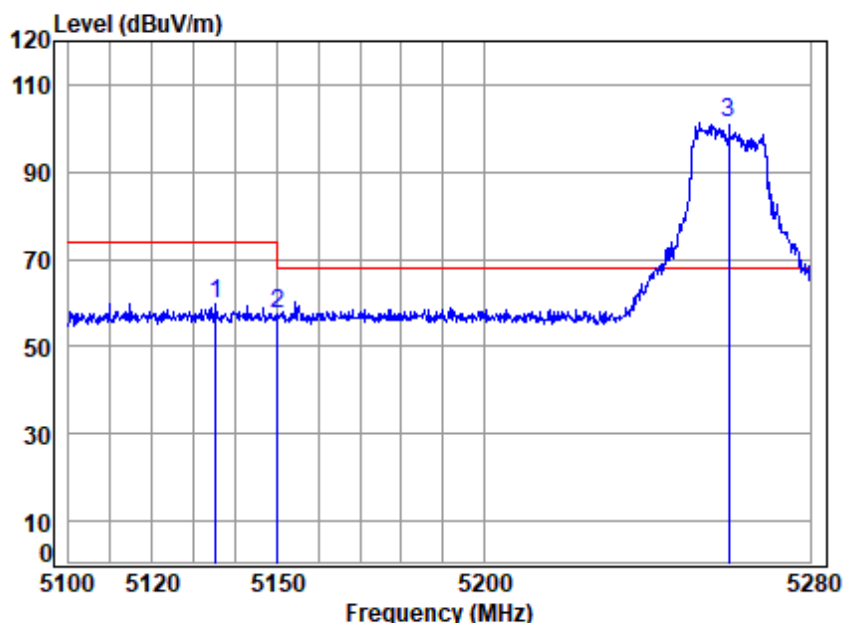


Unless otherwise agreed in writing, this document is issued by the Company subject to its General Conditions of Service printed overleaf, available on request or accessible at <http://www.sgs.com/en/Terms-and-Conditions.aspx> and, for electronic format documents, subject to Terms and Conditions for Electronic Documents at <http://www.sgs.com/en/Terms-and-Conditions/Terms-e-Documents.aspx>. Attention is drawn to the limitation of liability, indemnification and jurisdiction issues defined therein. Any holder of this document is advised that information contained hereon reflects the Company's findings at the time of its intervention only and within the limits of Client's instructions, if any. The Company's sole responsibility is to its Client and this document does not exonerate parties to a transaction from exercising all their rights and obligations under the transaction documents. This document cannot be reproduced except in full, without prior written approval of the Company. Any unauthorized alteration, forgery or falsification of the content or appearance of this document is unlawful and offenders may be prosecuted to the fullest extent of the law. Unless otherwise stated the results shown in this test report refer only to the sample(s) tested and such sample(s) are retained for 30 days only.  
Attention: To check the authenticity of testing /inspection report and certificate, please contact us at telephone: (86-755) 8307 1443, or email: [CN.Doccheck@sgs.com](mailto:CN.Doccheck@sgs.com)

SGS-CSTC Standards Technical Services Co., Ltd.  
Shenzhen Branch

No.1 Workshop, M-10, Middle Section, Science & Technology Park, Shenzhen, China 518057 t (86-755) 26012053 f (86-755) 26710594 www.sgs.com.cn  
中国·深圳·科技园中区M-10栋一号厂房 邮编: 518057 t (86-755) 26012053 f (86-755) 26710594 sgs.china@sgs.com

Mode:f; Polarization:Horizontal; Modulation:802.11n; bandwidth:20MHz; Channel:Low

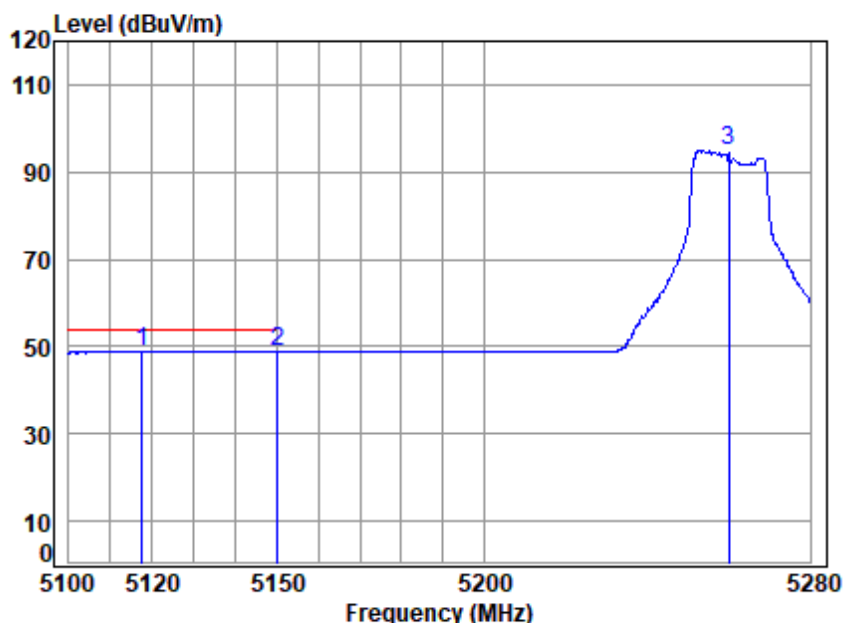


Site : chamber  
Condition: 3m HORIZONTAL  
Job No : 11025AT/11026AT  
Mode : 5260 Band edge  
: 5G WIFI 11N20

		Cable	Ant	Preamp	Read	Limit	Over	
Freq		Loss	Factor	Factor	Level	Level	Line	Limit Remark
	MHz	dB	dB/m	dB	dBuV	dBuV/m	dBuV/m	dB
1	5135.324	7.55	34.31	42.31	60.12	59.67	74.00	-14.33 peak
2	5149.980	7.57	34.32	42.32	57.79	57.36	74.00	-16.64 peak
3 *	5260.000	7.77	34.41	42.33	101.22	101.07	68.20	32.87 peak



Mode:f; Polarization:Horizontal; Modulation:802.11n; bandwidth:20MHz; Channel:Low



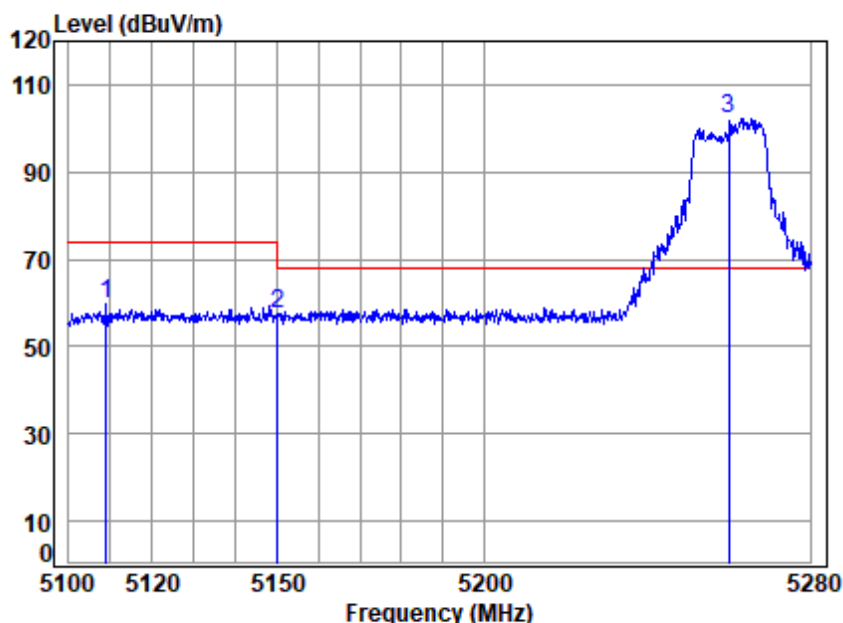
Site : chamber  
Condition: 3m HORIZONTAL  
Job No : 11025AT/11026AT  
Mode : 5260 Band edge  
: 5G WIFI 11N20

		Cable	Ant	Preamp	Read	Limit	Over	
Freq		Loss	Factor	Factor	Level	Level	Line	Limit Remark
	MHz	dB	dB/m	dB	dBuV	dBuV/m	dBuV/m	dB
1	5117.543	7.51	34.30	42.31	49.38	48.88	54.00	-5.12 Average
2	5149.980	7.57	34.32	42.32	49.25	48.82	54.00	-5.18 Average
3	5260.000	7.77	34.41	42.33	95.08	94.93	-----	----- Average





Mode:f; Polarization:Vertical; Modulation:802.11n; bandwidth:20MHz; Channel:Low

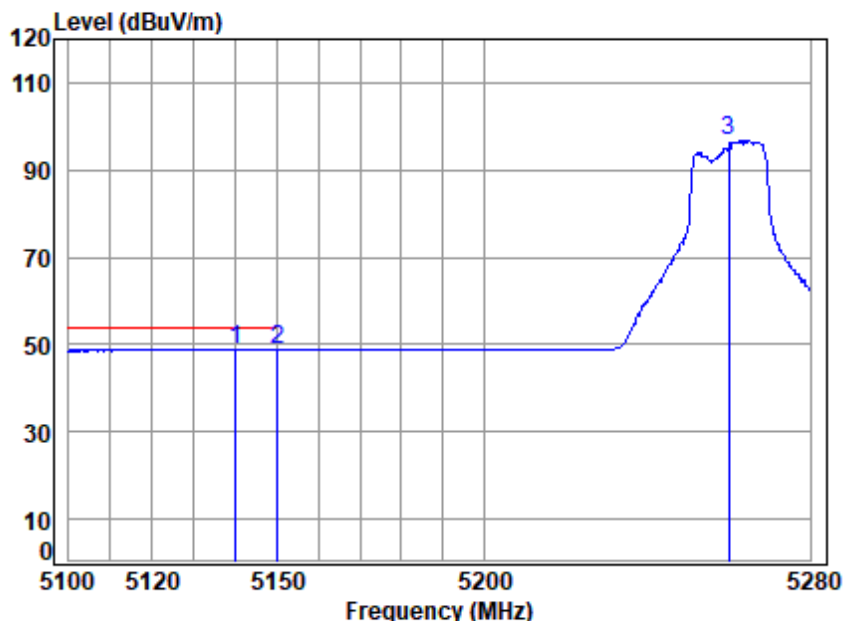


Site : chamber  
Condition: 3m VERTICAL  
Job No : 11025AT/11026AT  
Mode : 5260 Band edge  
: 5G WIFI 11N20

		Cable	Ant	Preamp	Read	Limit	Over	
Freq		Loss	Factor	Factor	Level	Level	Line	Limit Remark
	MHz	dB	dB/m	dB	dBuV	dBuV/m	dBuV/m	dB
1	5108.853	7.50	34.29	42.31	60.10	59.58	74.00	-14.42 Peak
2	5149.980	7.57	34.32	42.32	58.03	57.60	74.00	-16.40 Peak
3 *	5260.000	7.77	34.41	42.33	102.42	102.27	68.20	34.07 Peak



Mode:f; Polarization:Vertical; Modulation:802.11n; bandwidth:20MHz; Channel:Low

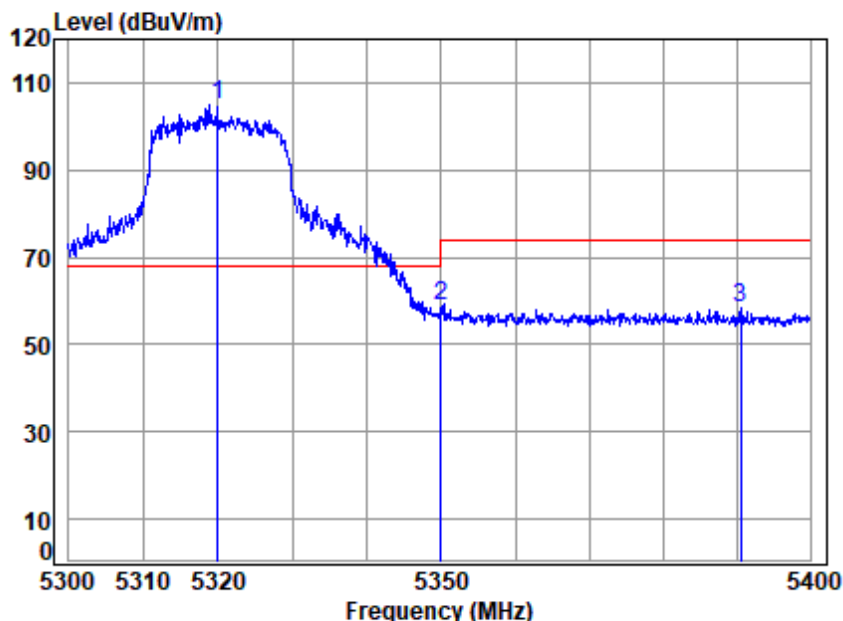


Site : chamber  
Condition: 3m VERTICAL  
Job No : 11025AT/11026AT  
Mode : 5260 Band edge  
: 5G WIFI 11N20

		Cable	Ant	Preamp	Read	Limit	Over	
Freq		Loss	Factor	Factor	Level	Level	Line	Limit Remark
MHz		dB	dB/m	dB	dBuV	dBuV/m	dBuV/m	dB
1	5139.958	7.55	34.32	42.32	49.35	48.90	54.00	-5.10 Average
2	5149.980	7.57	34.32	42.32	49.24	48.81	54.00	-5.19 Average
3	5260.000	7.77	34.41	42.33	96.80	96.65	-----	----- Average



Mode:f; Polarization:Horizontal; Modulation:802.11n; bandwidth:20MHz; Channel:High



Site : chamber  
Condition: 3m HORIZONTAL  
Job No : 11025AT/11026AT  
Mode : 5320 Band edge  
: 5G WIFI 11N20

		Cable	Ant	Preamp	Read		Limit	Over	
	Freq	Loss	Factor	Factor	Level	Level	Line	Limit	Remark
	MHz	dB	dB/m	dB	dBuV	dBuV/m	dBuV/m	dB	
1 *	5320.000	7.87	34.46	42.33	105.15	105.15	68.20	36.95	peak
2	5350.020	7.92	34.48	42.34	58.60	58.66	74.00	-15.34	peak
3	5390.520	7.99	34.52	42.34	58.17	58.34	74.00	-15.66	peak

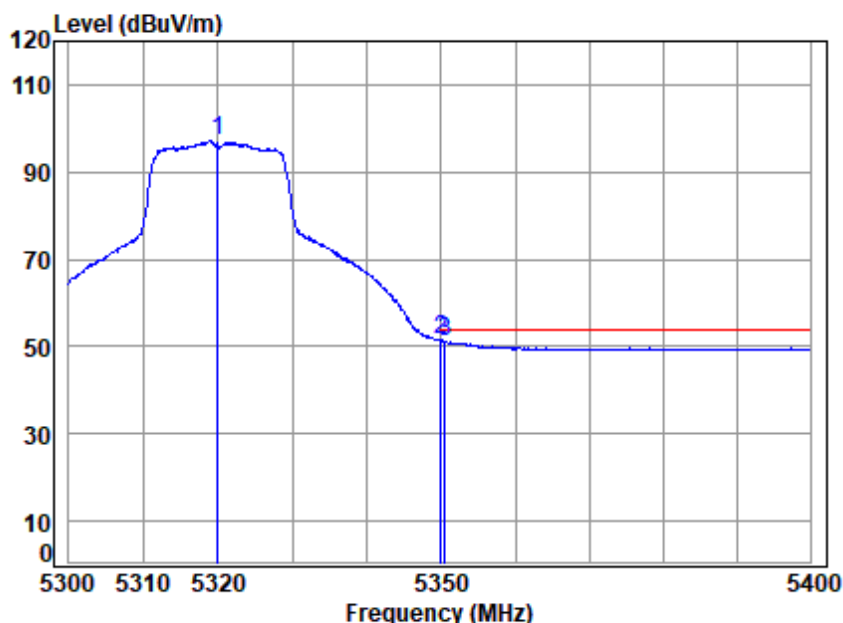


SGS-CSTC Standards Technical Services Co., Ltd.  
Shenzhen Branch

Unless otherwise agreed in writing, this document is issued by the Company subject to its General Conditions of Service printed overleaf, available on request or accessible at <http://www.sgs.com/en/Terms-and-Conditions.aspx> and, for electronic format documents, subject to Terms and Conditions for Electronic Documents at <http://www.sgs.com/en/Terms-and-Conditions/Terms-e-Documents.aspx>. Attention is drawn to the limitation of liability, indemnification and jurisdiction issues defined therein. Any holder of this document is advised that information contained hereon reflects the Company's findings at the time of its intervention only and within the limits of Client's instructions, if any. The Company's sole responsibility is to its Client and this document does not exonerate parties to a transaction from exercising all their rights and obligations under the transaction documents. This document cannot be reproduced except in full, without prior written approval of the Company. Any unauthorized alteration, forgery or falsification of the content or appearance of this document is unlawful and offenders may be prosecuted to the fullest extent of the law. Unless otherwise stated the results shown in this test report refer only to the sample(s) tested and such sample(s) are retained for 30 days only.  
Attention: To check the authenticity of testing / inspection report and certificate, please contact us at telephone: (86-755) 8307 1443, or email: [CN.Doccheck@sgs.com](mailto:CN.Doccheck@sgs.com)

No.1 Workshop, M-10, Middle Section, Science & Technology Park, Shenzhen, China 518057 t (86-755) 26012053 f (86-755) 26710594 www.sgs.com.cn  
中国·深圳·科技园中区M-10栋一号厂房 邮编: 518057 t (86-755) 26012053 f (86-755) 26710594 sgs.china@sgs.com

Mode:f; Polarization:Horizontal; Modulation:802.11n; bandwidth:20MHz; Channel:High



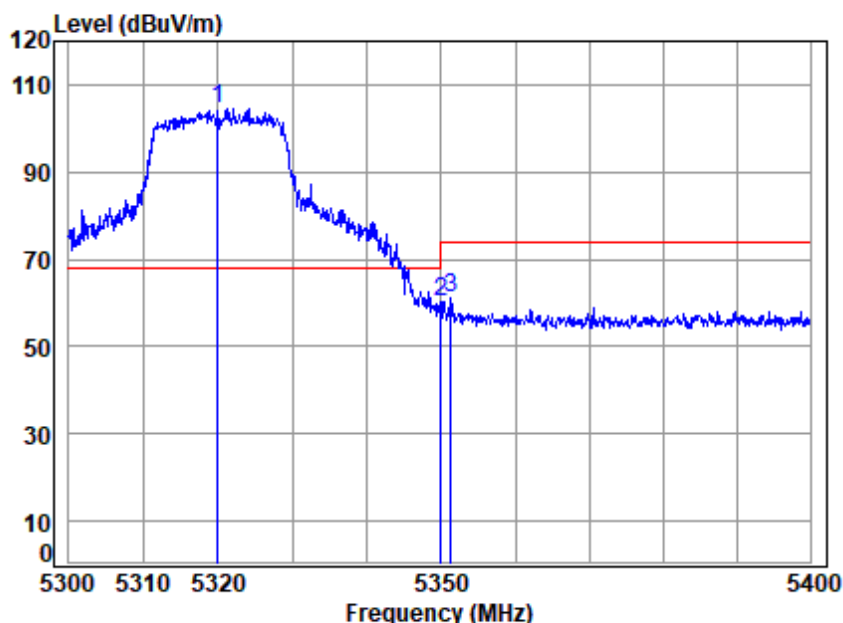
Site : chamber  
Condition: 3m HORIZONTAL  
Job No : 11025AT/11026AT  
Mode : 5320 Band edge  
: 5G WIFI 11N20

		Cable	Ant	Preamp	Read	Limit	Over	
Freq		Loss	Factor	Factor	Level	Level	Line	Limit Remark
	MHz	dB	dB/m	dB	dBuV	dBuV/m	dBuV/m	dB
1	5320.000	7.87	34.46	42.33	97.10	97.10	-----	----- Average
2	5350.020	7.92	34.48	42.34	51.58	51.64	54.00	-2.36 Average
3	5350.566	7.93	34.48	42.34	51.13	51.20	54.00	-2.80 Average





Mode:f; Polarization:Vertical; Modulation:802.11n; bandwidth:20MHz; Channel:High

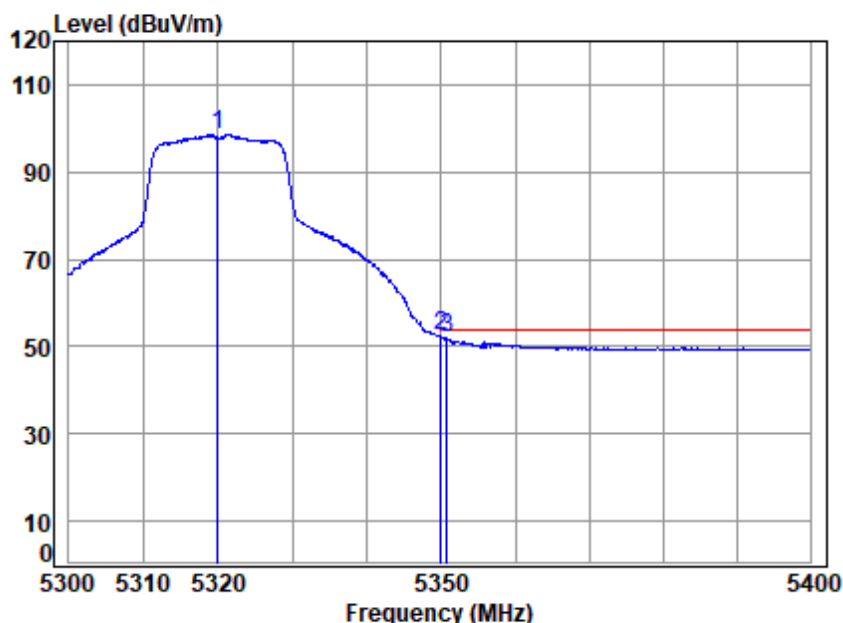


Site : chamber  
Condition: 3m VERTICAL  
Job No : 11025AT/11026AT  
Mode : 5320 Band edge  
: 5G WIFI 11N20

		Cable	Ant	Preamp	Read	Limit	Over	
Freq		Loss	Factor	Factor	Level	Level	Line	Limit Remark
MHz		dB	dB/m	dB	dBuV	dBuV/m	dBuV/m	dB
1 *	5320.000	7.87	34.46	42.33	104.43	104.43	68.20	36.23 Peak
2	5350.020	7.92	34.48	42.34	60.26	60.32	74.00	-13.68 Peak
3	5351.367	7.93	34.49	42.34	60.91	60.99	74.00	-13.01 Peak



Mode:f; Polarization:Vertical; Modulation:802.11n; bandwidth:20MHz; Channel:High



Site : chamber  
Condition: 3m VERTICAL  
Job No : 11025AT/11026AT  
Mode : 5320 Band edge  
: 5G WIFI 11N20

		Cable	Ant	Preamp	Read	Limit	Over	
	Freq	Loss	Factor	Factor	Level	Level	Line	Limit Remark
	MHz	dB	dB/m	dB	dBuV	dBuV/m	dBuV/m	dB
1	5320.000	7.87	34.46	42.33	98.69	98.69	-----	----- Average
2	5350.020	7.92	34.48	42.34	52.29	52.35	54.00	-1.65 Average
3	5350.767	7.93	34.48	42.34	51.91	51.98	54.00	-2.02 Average

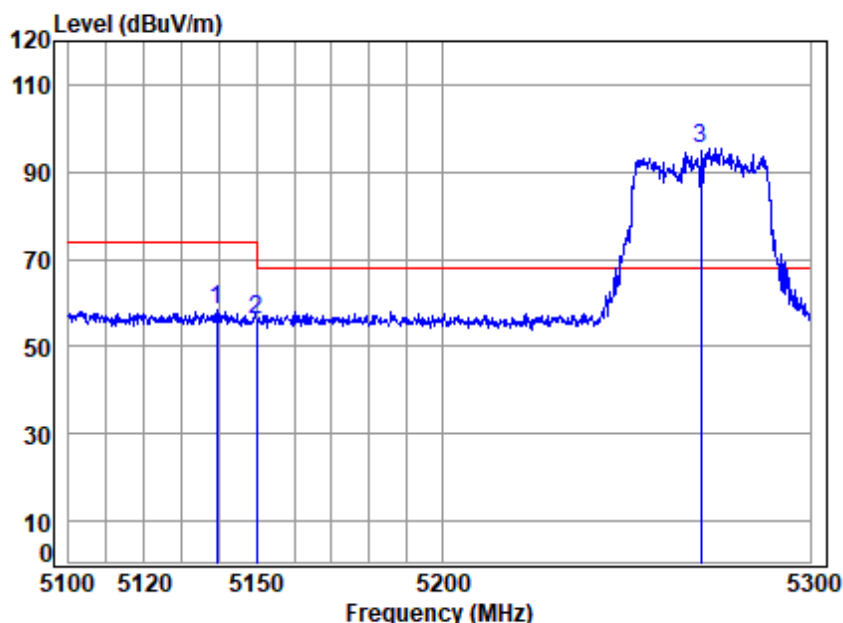


Unless otherwise agreed in writing, this document is issued by the Company subject to its General Conditions of Service printed overleaf, available on request or accessible at <http://www.sgs.com/en/Terms-and-Conditions.aspx> and, for electronic format documents, subject to Terms and Conditions for Electronic Documents at <http://www.sgs.com/en/Terms-and-Conditions/Terms-e-Documents.aspx>. Attention is drawn to the limitation of liability, indemnification and jurisdiction issues defined therein. Any holder of this document is advised that information contained hereon reflects the Company's findings at the time of its intervention only and within the limits of Client's instructions, if any. The Company's sole responsibility is to its Client and this document does not exonerate parties to a transaction from exercising all their rights and obligations under the transaction documents. This document cannot be reproduced except in full, without prior written approval of the Company. Any unauthorized alteration, forgery or falsification of the content or appearance of this document is unlawful and offenders may be prosecuted to the fullest extent of the law. Unless otherwise stated the results shown in this test report refer only to the sample(s) tested and such sample(s) are retained for 30 days only.  
Attention: To check the authenticity of testing /inspection report and certificate, please contact us at telephone: (86-755) 8307 1443, or email: [CN.Doccheck@sgs.com](mailto:CN.Doccheck@sgs.com)

SGS-CSTC Standards Technical Services Co., Ltd.  
Shenzhen Branch (Shenzhen) Laboratory

No.1 Workshop, M-10, Middle Section, Science & Technology Park, Shenzhen, China 518057 t (86-755) 26012053 f (86-755) 26710594 www.sgs.com.cn  
中国·深圳·科技园中区M-10栋一号厂房 邮编: 518057 t (86-755) 26012053 f (86-755) 26710594 sgs.china@sgs.com

Mode:f; Polarization:Horizontal; Modulation:802.11n; bandwidth:40MHz; Channel:Low

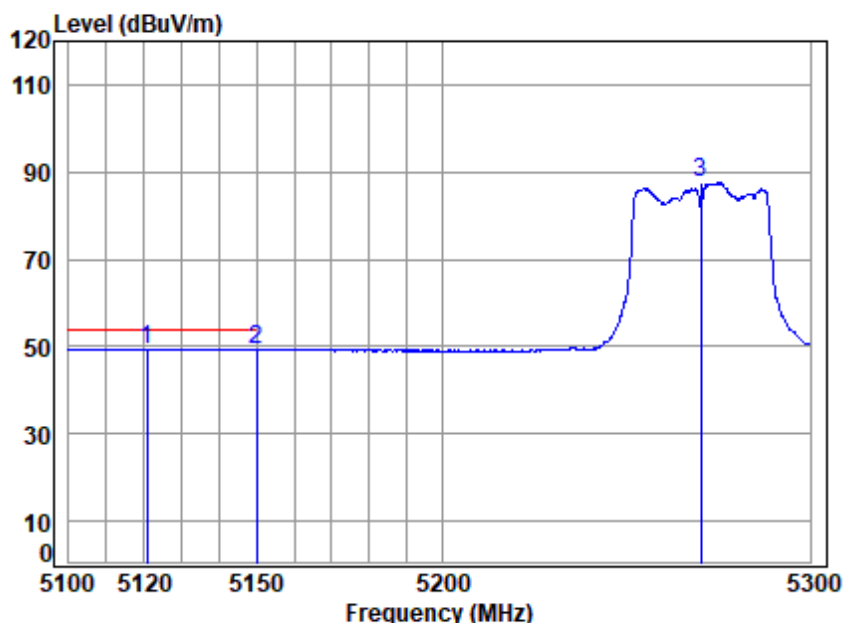


Site : chamber  
Condition: 3m HORIZONTAL  
Job No : 11025AT/11026AT  
Mode : 5270 Band edge  
: 5G WIFI 11N40

		Cable	Ant	Preamp	Read	Limit	Over	
Freq		Loss	Factor	Factor	Level	Level	Line	Limit Remark
	MHz	dB	dB/m	dB	dBuV	dBuV/m	dBuV/m	dB
1	5139.387	7.55	34.32	42.32	58.89	58.44	74.00	-15.56 peak
2	5149.980	7.57	34.32	42.32	56.71	56.28	74.00	-17.72 peak
3 *	5270.000	7.79	34.42	42.33	95.60	95.48	68.20	27.28 peak



Mode:f; Polarization:Horizontal; Modulation:802.11n; bandwidth:40MHz; Channel:Low



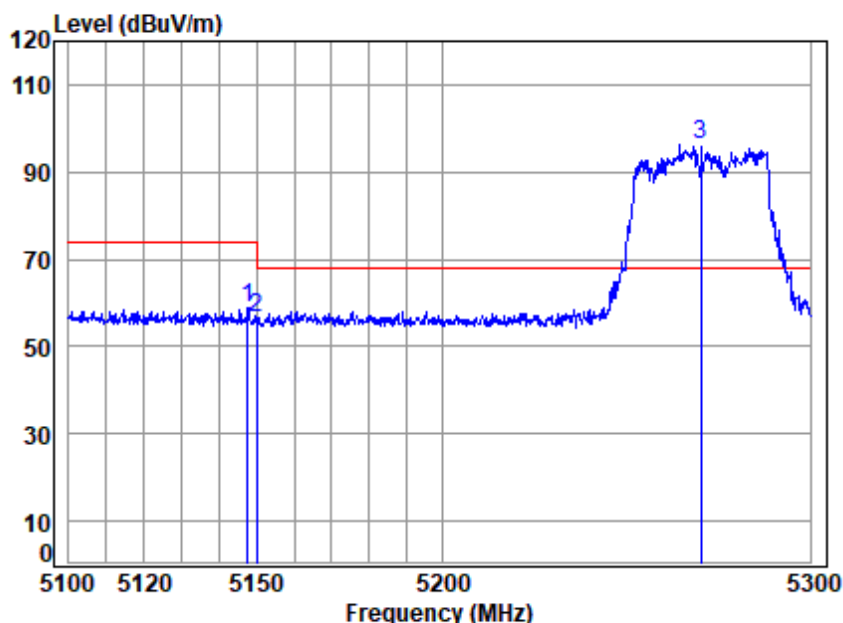
Site : chamber  
Condition: 3m HORIZONTAL  
Job No : 11025AT/11026AT  
Mode : 5270 Band edge  
: 5G WIFI 11N40

		Cable	Ant	Preamp	Read		Limit	Over	
	Freq	Loss	Factor	Factor	Level	Level	Line	Limit	Remark
	MHz	dB	dB/m	dB	dBuV	dBuV/m	dBuV/m	dB	
1	5120.837	7.52	34.30	42.31	49.87	49.38	54.00	-4.62	Average
2	5149.980	7.57	34.32	42.32	49.63	49.20	54.00	-4.80	Average
3	5270.000	7.79	34.42	42.33	87.54	87.42	-----	-----	Average





Mode:f; Polarization:Vertical; Modulation:802.11n; bandwidth:40MHz; Channel:Low

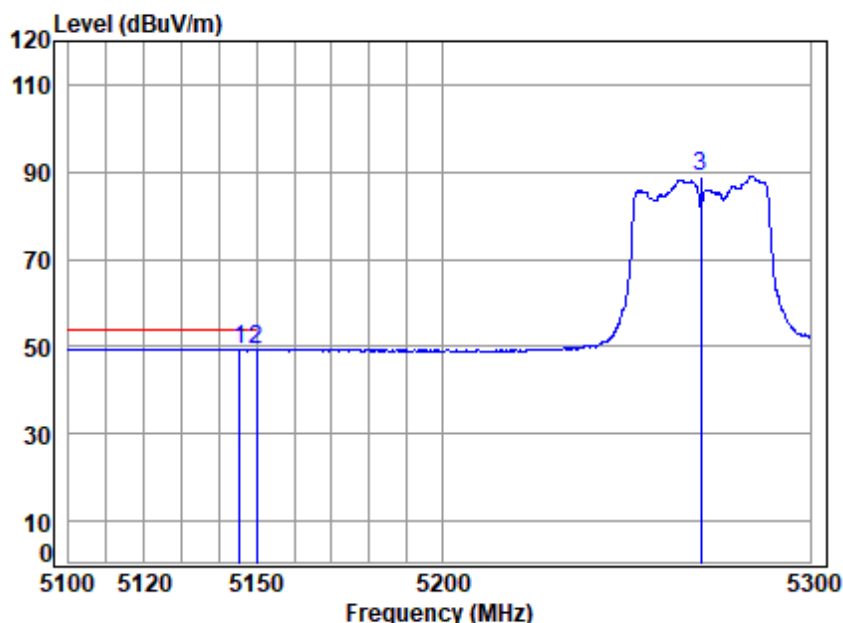


Site : chamber  
Condition: 3m VERTICAL  
Job No : 11025AT/11026AT  
Mode : 5270 Band edge  
: 5G WIFI 11N40

		Cable	Ant	Preamp	Read	Limit	Over	
Freq		Loss	Factor	Factor	Level	Level	Line	Limit Remark
	MHz	dB	dB/m	dB	dBuV	dBuV/m	dBuV/m	dB
1	5147.697	7.57	34.32	42.32	59.19	58.76	74.00	-15.24 Peak
2	5149.980	7.57	34.32	42.32	56.81	56.38	74.00	-17.62 Peak
3 *	5270.000	7.79	34.42	42.33	96.24	96.12	68.20	27.92 Peak



Mode:f; Polarization:Vertical; Modulation:802.11n; bandwidth:40MHz; Channel:Low

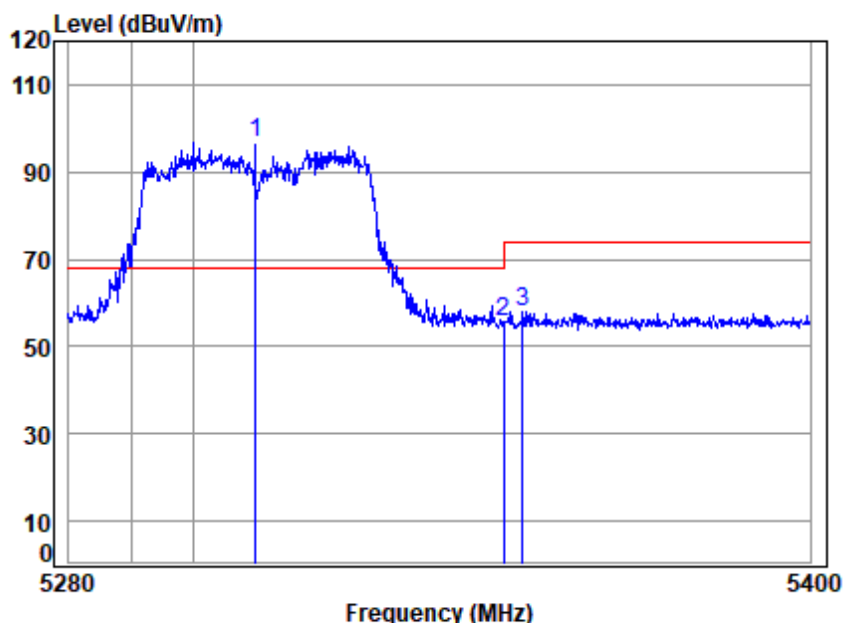


Site : chamber  
Condition: 3m VERTICAL  
Job No : 11025AT/11026AT  
Mode : 5270 Band edge  
: 5G WIFI 11N40

		Cable	Ant	Preamp	Read		Limit	Over	
	Freq	Loss	Factor	Factor	Level	Level	Line	Limit	Remark
	MHz	dB	dB/m	dB	dBuV	dBuV/m	dBuV/m	dB	
1	5145.321	7.56	34.32	42.32	49.72	49.28	54.00	-4.72	Average
2	5149.980	7.57	34.32	42.32	49.58	49.15	54.00	-4.85	Average
3	5270.000	7.79	34.42	42.33	89.07	88.95	-----	-----	Average



Mode:f; Polarization:Horizontal; Modulation:802.11n; bandwidth:40MHz; Channel:High

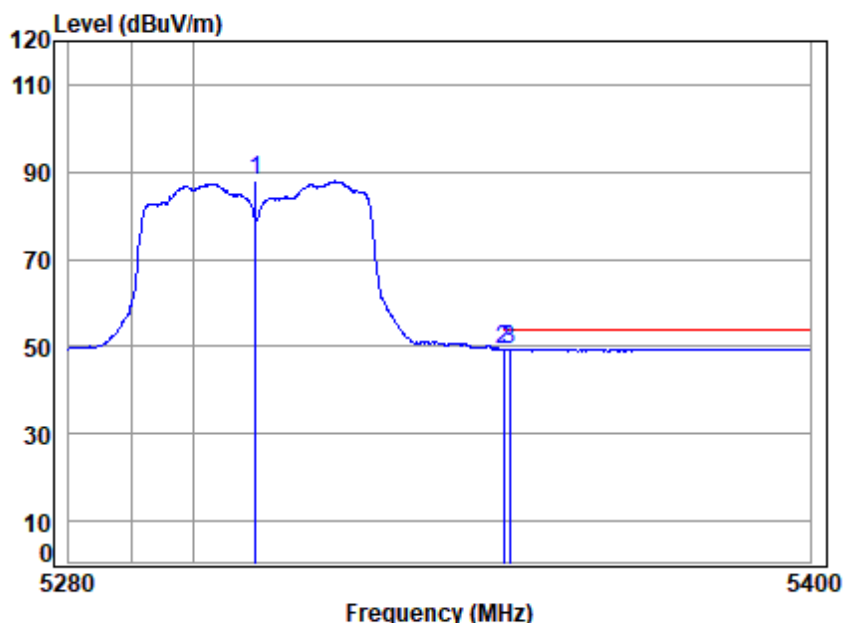


Site : chamber  
Condition: 3m HORIZONTAL  
Job No : 11025AT/11026AT  
Mode : 5310 Band edge  
: 5G WIFI 11N40

		Cable	Ant	Preamp	Read	Limit	Over	
Freq		Loss	Factor	Factor	Level	Level	Line	Limit Remark
MHz		dB	dB/m	dB	dBuV	dBuV/m	dBuV/m	dB
1 *	5310.000	7.86	34.45	42.33	96.95	96.93	68.20	28.73 peak
2	5350.020	7.92	34.48	42.34	55.54	55.60	74.00	-18.40 peak
3	5353.120	7.93	34.49	42.34	57.73	57.81	74.00	-16.19 peak



Mode:f; Polarization:Horizontal; Modulation:802.11n; bandwidth:40MHz; Channel:High



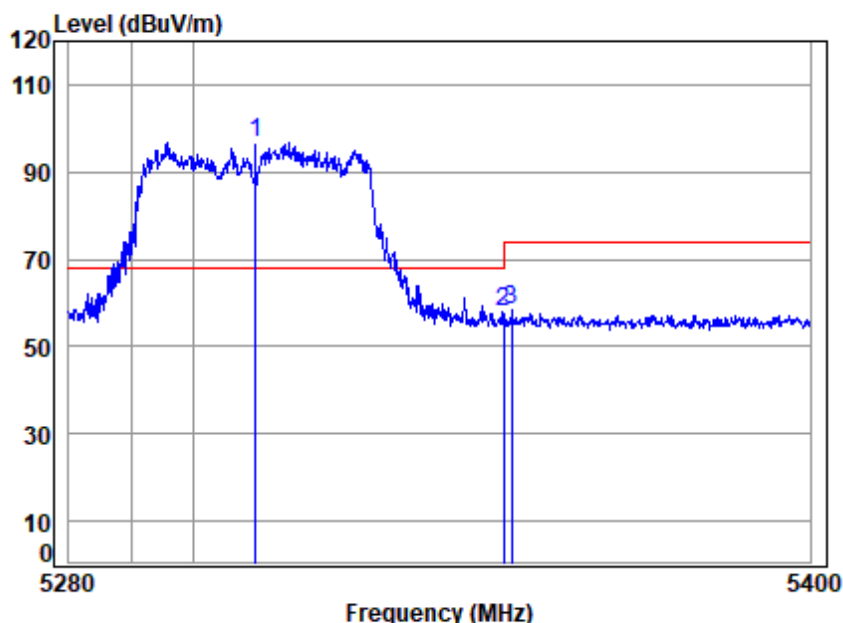
Site : chamber  
Condition: 3m HORIZONTAL  
Job No : 11025AT/11026AT  
Mode : 5310 Band edge  
: 5G WIFI 11N40

		Cable	Ant	Preamp	Read	Limit	Over	
	Freq	Loss	Factor	Factor	Level	Level	Line	Limit Remark
	MHz	dB	dB/m	dB	dBuV	dBuV/m	dBuV/m	dB
1	5310.000	7.86	34.45	42.33	87.88	87.86	-----	----- Average
2	5350.020	7.92	34.48	42.34	49.39	49.45	54.00	-4.55 Average
3	5351.075	7.93	34.48	42.34	49.29	49.36	54.00	-4.64 Average





Mode:f; Polarization:Vertical; Modulation:802.11n; bandwidth:40MHz; Channel:High

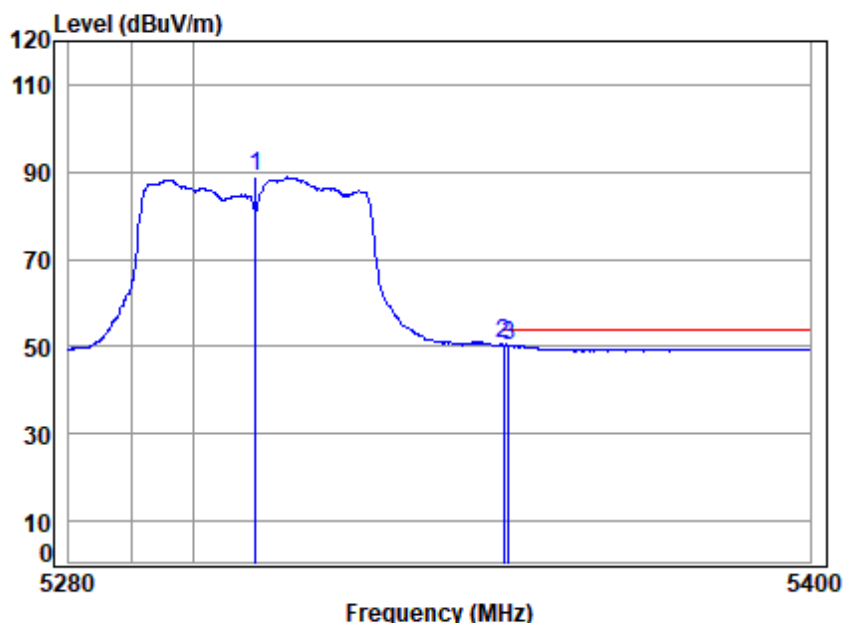


Site : chamber  
Condition: 3m VERTICAL  
Job No : 11025AT/11026AT  
Mode : 5310 Band edge  
: 5G WIFI 11N40

		Cable	Ant	Preamp	Read	Limit	Over	
Freq		Loss	Factor	Factor	Level	Level	Line	Limit Remark
MHz		dB	dB/m	dB	dBuV	dBuV/m	dBuV/m	dB
1 *	5310.000	7.86	34.45	42.33	96.69	96.67	68.20	28.47 Peak
2	5350.020	7.92	34.48	42.34	58.06	58.12	74.00	-15.88 Peak
3	5351.315	7.93	34.48	42.34	58.52	58.59	74.00	-15.41 Peak



Mode:f; Polarization:Vertical; Modulation:802.11n; bandwidth:40MHz; Channel:High

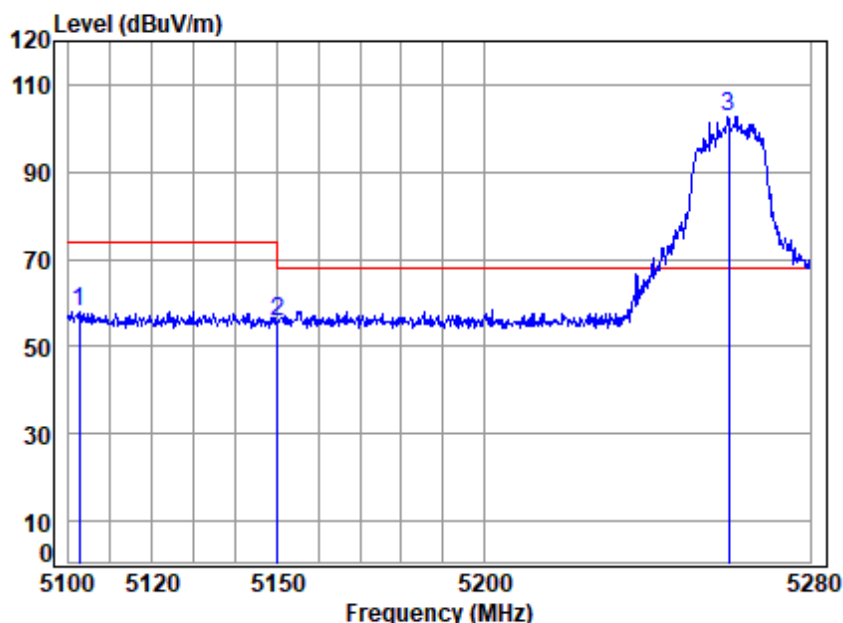


Site : chamber  
Condition: 3m VERTICAL  
Job No : 11025AT/11026AT  
Mode : 5310 Band edge  
: 5G WIFI 11N40

		Cable	Ant	Preamp	Read	Limit	Over	
	Freq	Loss	Factor	Factor	Level	Level	Line	Limit Remark
	MHz	dB	dB/m	dB	dBuV	dBuV/m	dBuV/m	dB
1	5310.000	7.86	34.45	42.33	88.78	88.76	-----	----- Average
2	5350.020	7.92	34.48	42.34	50.39	50.45	54.00	-3.55 Average
3	5350.834	7.93	34.48	42.34	50.34	50.41	54.00	-3.59 Average



Mode:f; Polarization:Horizontal; Modulation:802.11ac; bandwidth:20MHz; Channel:Low

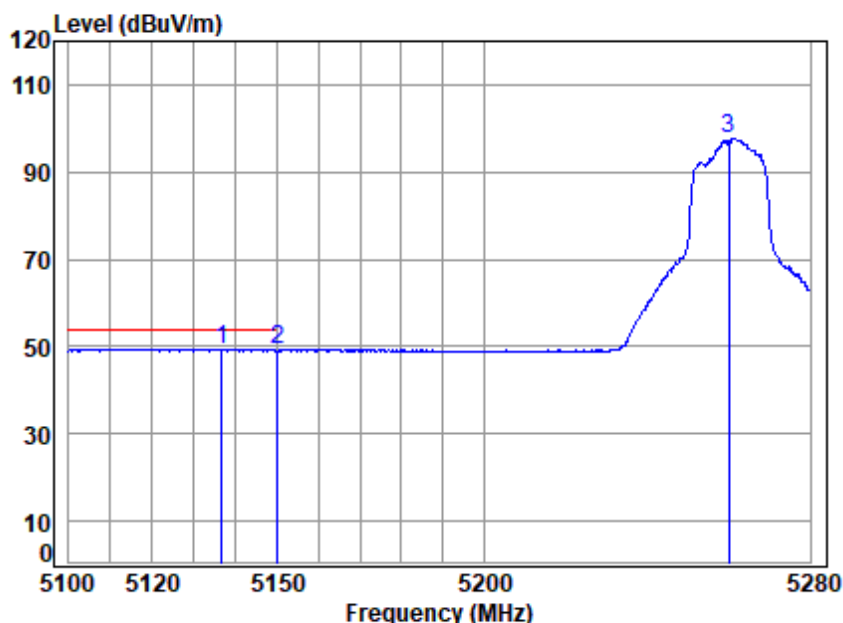


Site : chamber  
Condition: 3m HORIZONTAL  
Job No : 11025AT/11026AT  
Mode : 5260 Band edge  
: 5G WIFI 11AC20

		Cable	Ant	Preamp	Read	Limit	Over	
Freq		Loss	Factor	Factor	Level	Level	Line	Limit Remark
	MHz	dB	dB/m	dB	dBuV	dBuV/m	dBuV/m	dB
1	5102.477	7.49	34.29	42.31	58.31	57.78	74.00	-16.22 peak
2	5149.980	7.57	34.32	42.32	56.11	55.68	74.00	-18.32 peak
3 *	5260.000	7.77	34.41	42.33	102.84	102.69	68.20	34.49 peak



Mode:f; Polarization:Horizontal; Modulation:802.11ac; bandwidth:20MHz; Channel:Low



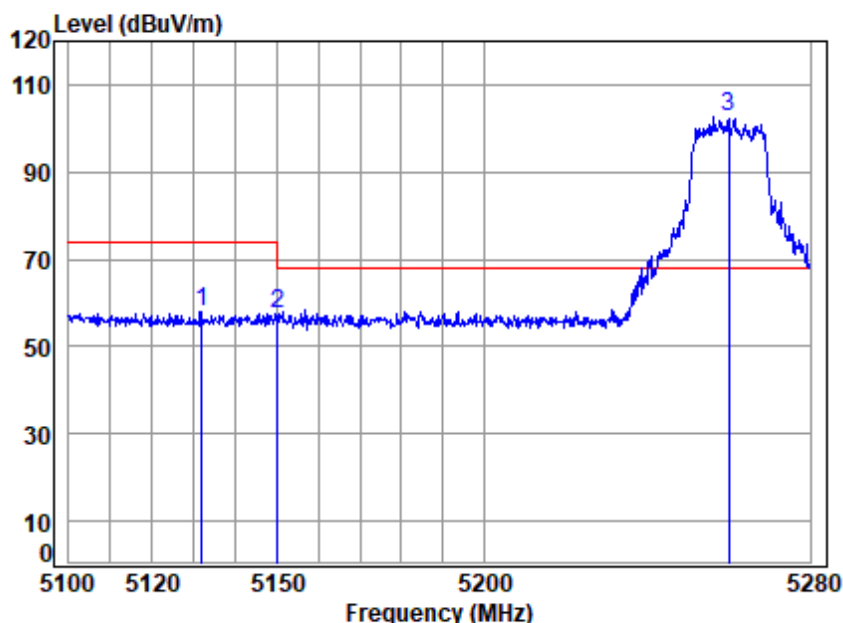
Site : chamber  
Condition: 3m HORIZONTAL  
Job No : 11025AT/11026AT  
Mode : 5260 Band edge  
: 5G WIFI 11AC20

		Cable	Ant	Preamp	Read	Limit	Over	
Freq		Loss	Factor	Factor	Level	Level	Line	Limit Remark
	MHz	dB	dB/m	dB	dBuV	dBuV/m	dBuV/m	dB
1	5136.750	7.55	34.31	42.31	49.69	49.24	54.00	-4.76 Average
2	5149.980	7.57	34.32	42.32	49.48	49.05	54.00	-4.95 Average
3	5260.000	7.77	34.41	42.33	97.93	97.78	-----	----- Average





Mode:f; Polarization:Vertical; Modulation:802.11ac; bandwidth:20MHz; Channel:Low

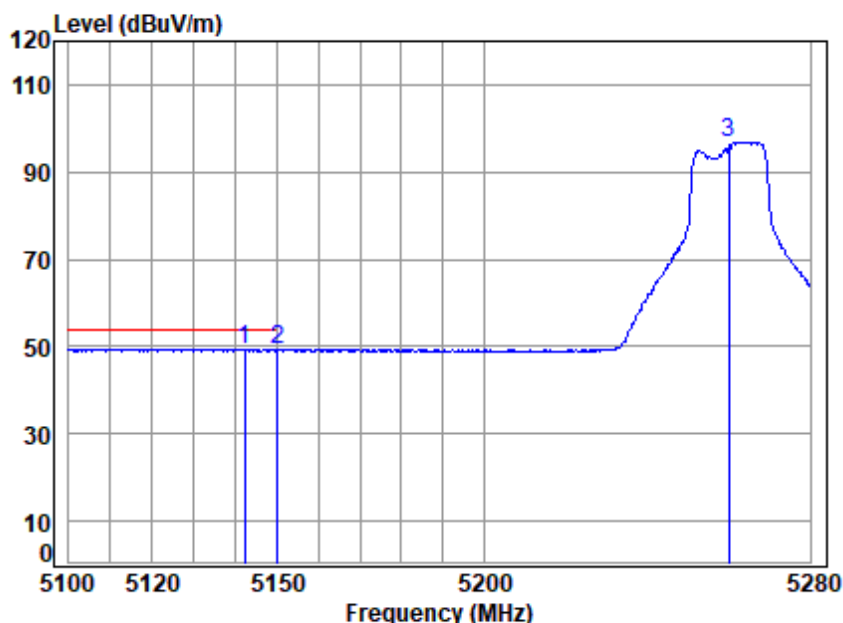


Site : chamber  
Condition: 3m VERTICAL  
Job No : 11025AT/11026AT  
Mode : 5260 Band edge  
: 5G WIFI 11AC20

		Cable	Ant	Preamp	Read		Limit	Over	
	Freq	Loss	Factor	Factor	Level	Level	Line	Limit	Remark
	MHz	dB	dB/m	dB	dBuV	dBuV/m	dBuV/m	dB	
1	5131.941	7.54	34.31	42.31	58.29	57.83	74.00	-16.17	Peak
2	5149.980	7.57	34.32	42.32	57.71	57.28	74.00	-16.72	Peak
3 *	5260.000	7.77	34.41	42.33	102.74	102.59	68.20	34.39	Peak



Mode:f; Polarization:Vertical; Modulation:802.11ac; bandwidth:20MHz; Channel:Low

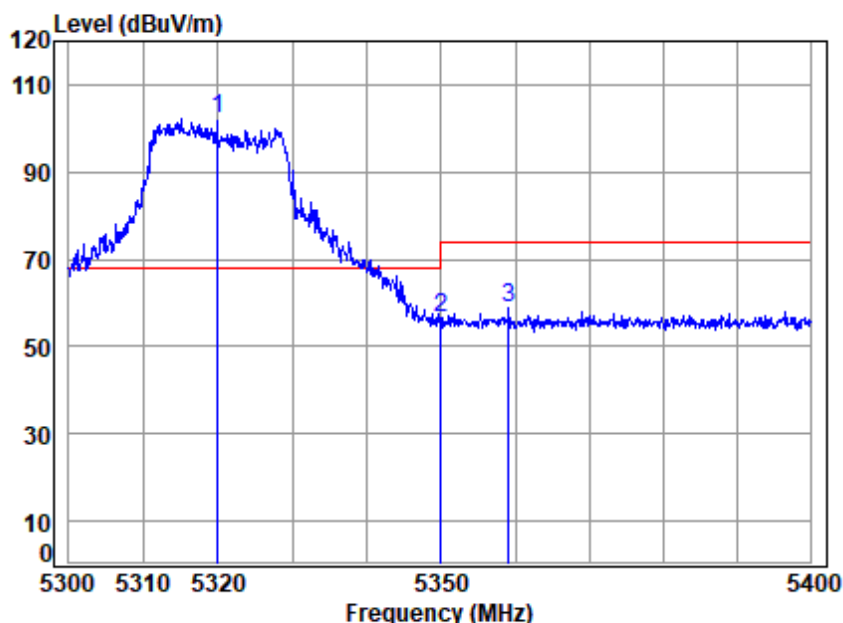


Site : chamber  
Condition: 3m VERTICAL  
Job No : 11025AT/11026AT  
Mode : 5260 Band edge  
: 5G WIFI 11AC20

		Cable	Ant	Preamp	Read	Limit	Over	
Freq		Loss	Factor	Factor	Level	Level	Line	Limit Remark
	MHz	dB	dB/m	dB	dBuV	dBuV/m	dBuV/m	dB
1	5142.097	7.56	34.32	42.32	49.79	49.35	54.00	-4.65 Average
2	5149.980	7.57	34.32	42.32	49.56	49.13	54.00	-4.87 Average
3	5260.000	7.77	34.41	42.33	97.10	96.95	-----	----- Average



Mode:f; Polarization:Horizontal; Modulation:802.11ac; bandwidth:20MHz; Channel:High



Site : chamber  
Condition: 3m HORIZONTAL  
Job No : 11025AT/11026AT  
Mode : 5320 Band edge  
: 5G WIFI 11AC20

		Cable	Ant	Preamp	Read		Limit	Over	
Freq		Loss	Factor	Factor	Level	Level	Line	Limit	Remark
MHz		dB	dB/m	dB	dBuV	dBuV/m	dBuV/m	dB	
1 *	5320.000	7.87	34.46	42.33	102.23	102.23	68.20	34.03	peak
2	5350.020	7.92	34.48	42.34	56.43	56.49	74.00	-17.51	peak
3	5359.174	7.94	34.49	42.34	58.59	58.68	74.00	-15.32	peak

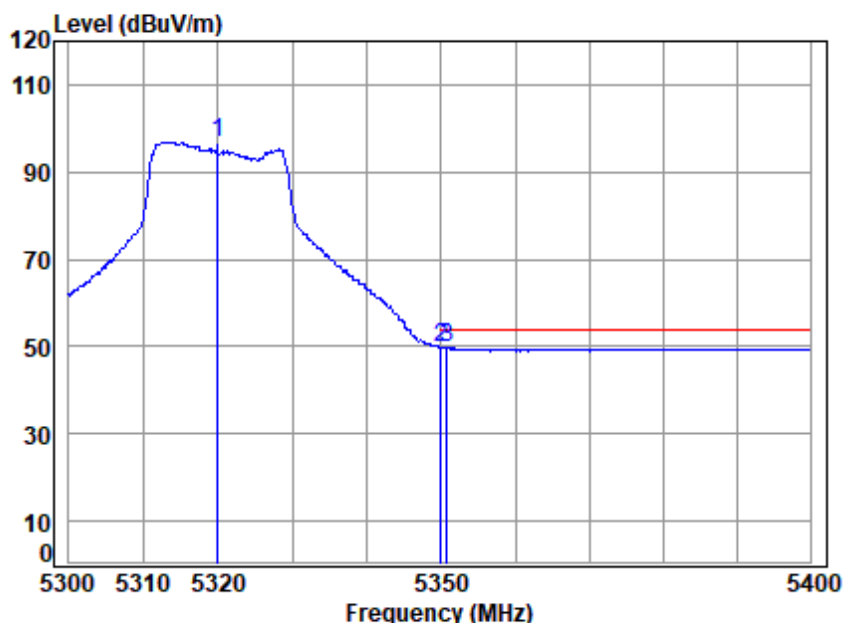


SGS-CSTC Standards Technical Services Co., Ltd.  
Shenzhen Branch

Unless otherwise agreed in writing, this document is issued by the Company subject to its General Conditions of Service printed overleaf, available on request or accessible at <http://www.sgs.com/en/Terms-and-Conditions.aspx> and, for electronic format documents, subject to Terms and Conditions for Electronic Documents at <http://www.sgs.com/en/Terms-and-Conditions/Terms-e-Documents.aspx>. Attention is drawn to the limitation of liability, indemnification and jurisdiction issues defined therein. Any holder of this document is advised that information contained hereon reflects the Company's findings at the time of its intervention only and within the limits of Client's instructions, if any. The Company's sole responsibility is to its Client and this document does not exonerate parties to a transaction from exercising all their rights and obligations under the transaction documents. This document cannot be reproduced except in full, without prior written approval of the Company. Any unauthorized alteration, forgery or falsification of the content or appearance of this document is unlawful and offenders may be prosecuted to the fullest extent of the law. Unless otherwise stated the results shown in this test report refer only to the sample(s) tested and such sample(s) are retained for 30 days only.  
Attention: To check the authenticity of testing /inspection report & certificate, please contact us at telephone: (86-755) 8307 1443, or email: [CN.Doccheck@sgs.com](mailto:CN.Doccheck@sgs.com)

No.1 Workshop, M-10, Middle Section, Science & Technology Park, Shenzhen, China 518057 t (86-755) 26012053 f (86-755) 26710594 www.sgs.com.cn  
中国·深圳·科技园中区M-10栋一号厂房 邮编: 518057 t (86-755) 26012053 f (86-755) 26710594 sgs.china@sgs.com

Mode:f; Polarization:Horizontal; Modulation:802.11ac; bandwidth:20MHz; Channel:High



Site : chamber  
Condition: 3m HORIZONTAL  
Job No : 11025AT/11026AT  
Mode : 5320 Band edge  
: 5G WIFI 11AC20

		Cable	Ant	Preamp	Read	Limit	Over	
	Freq	Loss	Factor	Factor	Level	Level	Line	Limit Remark
	MHz	dB	dB/m	dB	dBuV	dBuV/m	dBuV/m	dB
1	5320.000	7.87	34.46	42.33	96.87	96.87	-----	----- Average
2	5350.020	7.92	34.48	42.34	49.76	49.82	54.00	-4.18 Average
3	5350.767	7.93	34.48	42.34	49.65	49.72	54.00	-4.28 Average



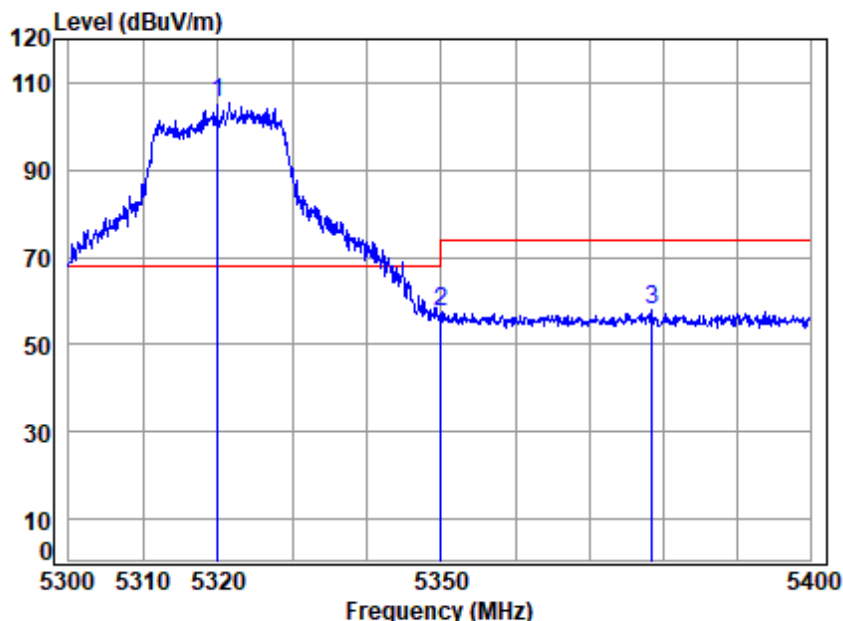
Unless otherwise agreed in writing, this document is issued by the Company subject to its General Conditions of Service printed overleaf, available on request or accessible at <http://www.sgs.com/en/Terms-and-Conditions.aspx> and, for electronic format documents, subject to Terms and Conditions for Electronic Documents at <http://www.sgs.com/en/Terms-and-Conditions/Terms-e-Documents.aspx>. Attention is drawn to the limitation of liability, indemnification and jurisdiction issues defined therein. Any holder of this document is advised that information contained hereon reflects the Company's findings at the time of its intervention only and within the limits of Client's instructions, if any. The Company's sole responsibility is to its Client and this document does not exonerate parties to a transaction from exercising all their rights and obligations under the transaction documents. This document cannot be reproduced except in full, without prior written approval of the Company. Any unauthorized alteration, forgery or falsification of the content or appearance of this document is unlawful and offenders may be prosecuted to the fullest extent of the law. Unless otherwise stated the results shown in this test report refer only to the sample(s) tested and such sample(s) are retained for 30 days only.  
Attention: To check the authenticity of testing /inspection report & certificate, please contact us at telephone: (86-755) 8307 1443, or email: [CN.Doccheck@sgs.com](mailto:CN.Doccheck@sgs.com)

SGS-CSTC Standards Technical Services Co., Ltd.  
Shenzhen Branch

No.1 Workshop, M-10, Middle Section, Science & Technology Park, Shenzhen, China 518057 t (86-755) 26012053 f (86-755) 26710594 www.sgs.com.cn  
中国·深圳·科技园中区M-10栋一号厂房 邮编: 518057 t (86-755) 26012053 f (86-755) 26710594 sgs.china@sgs.com



Mode:f; Polarization:Vertical; Modulation:802.11ac; bandwidth:20MHz; Channel:High

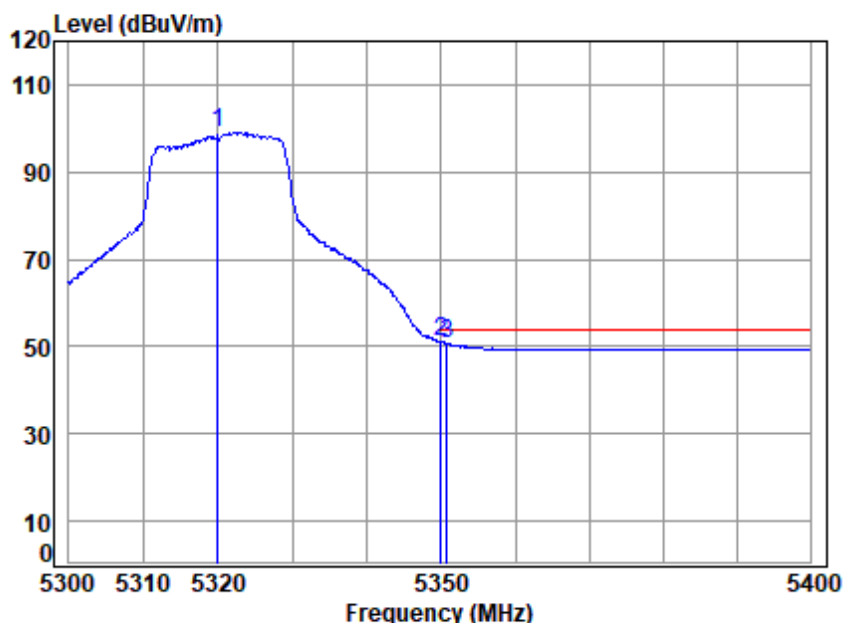


Site : chamber  
Condition: 3m VERTICAL  
Job No : 11025AT/11026AT  
Mode : 5320 Band edge  
: 5G WIFI 11AC20

		Cable	Ant	Preamp	Read		Limit	Over	
Freq		Loss	Factor	Factor	Level	Level	Line	Limit	Remark
MHz		dB	dB/m	dB	dBuV	dBuV/m	dBuV/m	dB	
1 *	5320.000	7.87	34.46	42.33	105.23	105.23	68.20	37.03	Peak
2	5350.020	7.92	34.48	42.34	57.31	57.37	74.00	-16.63	Peak
3	5378.543	7.97	34.51	42.34	57.84	57.98	74.00	-16.02	Peak



Mode:f; Polarization:Vertical; Modulation:802.11ac; bandwidth:20MHz; Channel:High



Site : chamber  
Condition: 3m VERTICAL  
Job No : 11025AT/11026AT  
Mode : 5320 Band edge  
: 5G WIFI 11AC20

		Cable	Ant	Preamp	Read	Limit	Over	
	Freq	Loss	Factor	Factor	Level	Level	Line	Limit Remark
	MHz	dB	dB/m	dB	dBuV	dBuV/m	dBuV/m	dB
1	5320.000	7.87	34.46	42.33	99.14	99.14	-----	----- Average
2	5350.020	7.92	34.48	42.34	51.08	51.14	54.00	-2.86 Average
3	5350.767	7.93	34.48	42.34	50.77	50.84	54.00	-3.16 Average

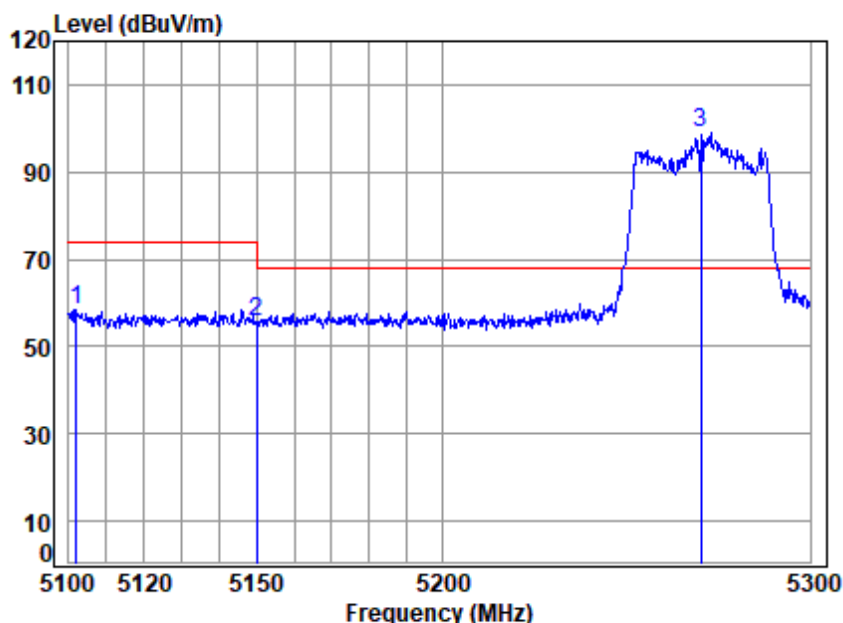


Unless otherwise agreed in writing, this document is issued by the Company subject to its General Conditions of Service printed overleaf, available on request or accessible at <http://www.sgs.com/en/Terms-and-Conditions.aspx> and, for electronic format documents, subject to Terms and Conditions for Electronic Documents at <http://www.sgs.com/en/Terms-and-Conditions/Terms-e-Documents.aspx>. Attention is drawn to the limitation of liability, indemnification and jurisdiction issues defined therein. Any holder of this document is advised that information contained hereon reflects the Company's findings at the time of its intervention only and within the limits of Client's instructions, if any. The Company's sole responsibility is to its Client and this document does not exonerate parties to a transaction from exercising all their rights and obligations under the transaction documents. This document cannot be reproduced except in full, without prior written approval of the Company. Any unauthorized alteration, forgery or falsification of the content or appearance of this document is unlawful and offenders may be prosecuted to the fullest extent of the law. Unless otherwise stated the results shown in this test report refer only to the sample(s) tested and such sample(s) are retained for 30 days only.  
Attention: To check the authenticity of testing /inspection report & certificate, please contact us at telephone: (86-755) 8307 1443, or email: [CN.Doccheck@sgs.com](mailto:CN.Doccheck@sgs.com)

SGS-CSTC Standards Technical Services Co., Ltd.  
Shenzhen Branch

No.1 Workshop, M-10, Middle Section, Science & Technology Park, Shenzhen, China 518057 t (86-755) 26012053 f (86-755) 26710594 www.sgs.com.cn  
中国·深圳·科技园中区M-10栋一号厂房 邮编: 518057 t (86-755) 26012053 f (86-755) 26710594 sgs.china@sgs.com

Mode:f; Polarization:Horizontal; Modulation:802.11ac; bandwidth:40MHz; Channel:Low

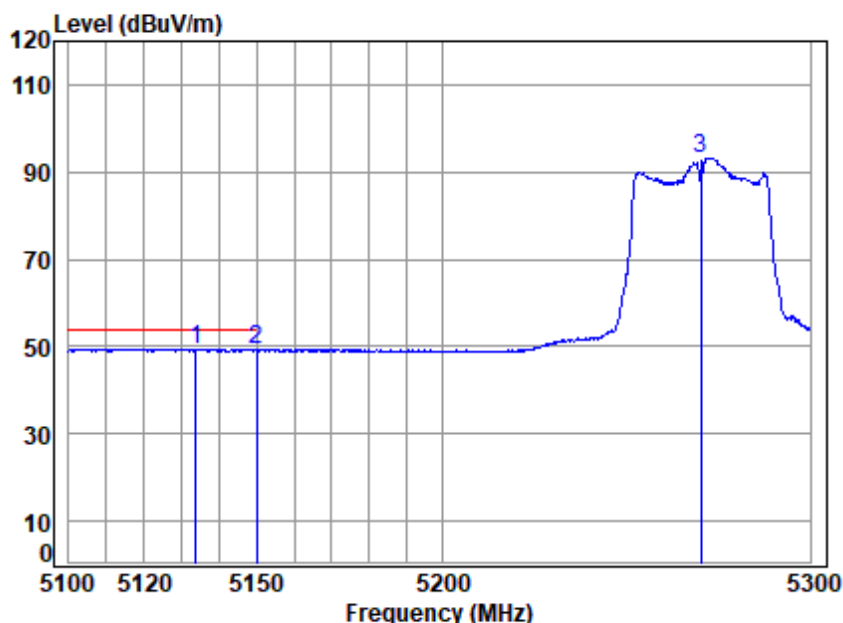


Site : chamber  
Condition: 3m HORIZONTAL  
Job No : 11025AT/11026AT  
Mode : 5270 Band edge  
: 5G WIFI 11AC40

		Cable	Ant	Preamp	Read	Limit	Over	
	Freq	Loss	Factor	Factor	Level	Level	Line	Limit Remark
	MHz	dB	dB/m	dB	dBuV	dBuV/m	dBuV/m	dB
1	5101.962	7.49	34.28	42.31	58.86	58.32	74.00	-15.68 peak
2	5149.980	7.57	34.32	42.32	56.25	55.82	74.00	-18.18 peak
3 *	5270.000	7.79	34.42	42.33	99.03	98.91	68.20	30.71 peak



Mode:f; Polarization:Horizontal; Modulation:802.11ac; bandwidth:40MHz; Channel:Low



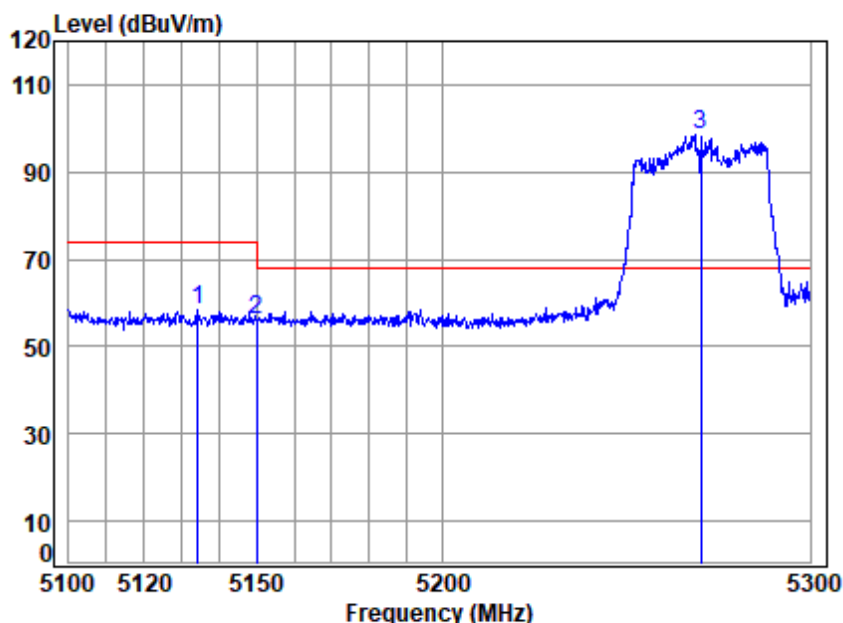
Site : chamber  
Condition: 3m HORIZONTAL  
Job No : 11025AT/11026AT  
Mode : 5270 Band edge  
: 5G WIFI 11AC40

		Cable	Ant	Preamp	Read	Limit	Over	
	Freq	Loss	Factor	Factor	Level	Level	Line	Limit Remark
	MHz	dB	dB/m	dB	dBuV	dBuV/m	dBuV/m	dB
1	5133.854	7.54	34.31	42.31	49.69	49.23	54.00	-4.77 Average
2	5149.980	7.57	34.32	42.32	49.61	49.18	54.00	-4.82 Average
3	5270.000	7.79	34.42	42.33	93.31	93.19	-----	----- Average





Mode:f; Polarization:Vertical; Modulation:802.11ac; bandwidth:40MHz; Channel:Low

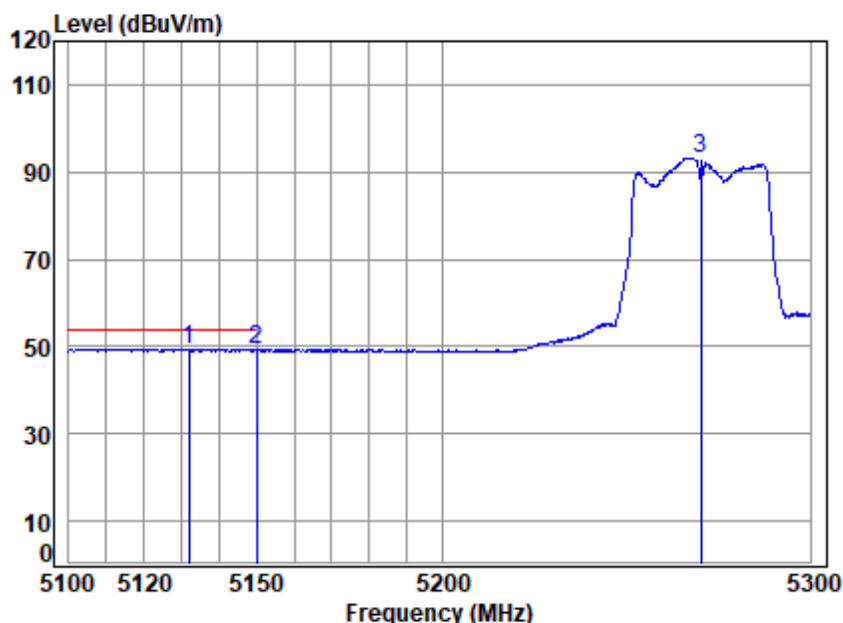


Site : chamber  
Condition: 3m VERTICAL  
Job No : 11025AT/11026AT  
Mode : 5270 Band edge  
: 5G WIFI 11AC40

		Cable	Ant	Preamp	Read	Limit	Over	
	Freq	Loss	Factor	Factor	Level	Level	Line	Limit Remark
	MHz	dB	dB/m	dB	dBuV	dBuV/m	dBuV/m	dB
1	5134.250	7.54	34.31	42.31	58.66	58.20	74.00	-15.80 Peak
2	5149.980	7.57	34.32	42.32	56.58	56.15	74.00	-17.85 Peak
3 *	5270.000	7.79	34.42	42.33	98.64	98.52	68.20	30.32 Peak



Mode:f; Polarization:Vertical; Modulation:802.11ac; bandwidth:40MHz; Channel:Low

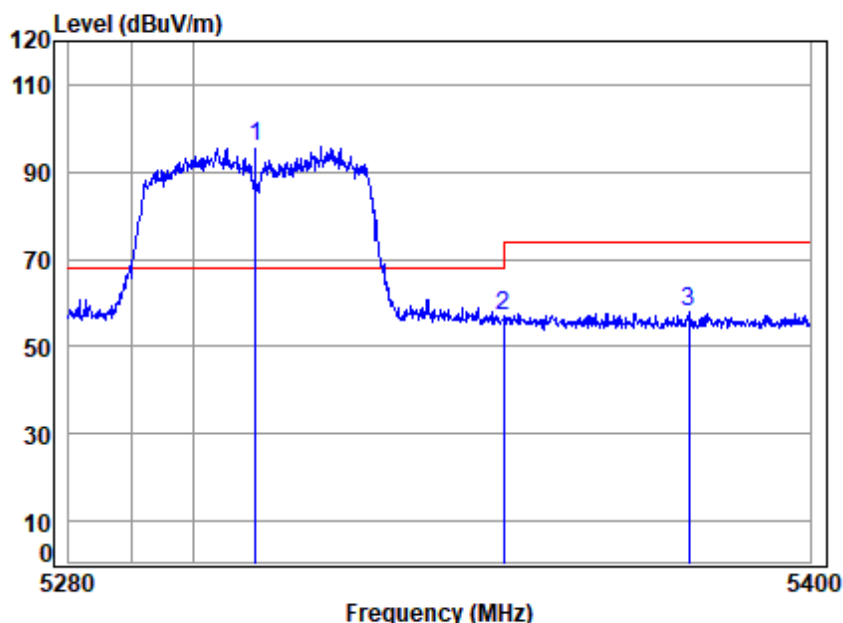


Site : chamber  
Condition: 3m VERTICAL  
Job No : 11025AT/11026AT  
Mode : 5270 Band edge  
: 5G WIFI 11AC40

		Cable	Ant	Preamp	Read	Limit	Over	
Freq		Loss	Factor	Factor	Level	Level	Line	Limit Remark
	MHz	dB	dB/m	dB	dBuV	dBuV/m	dBuV/m	dB
1	5131.880	7.54	34.31	42.31	49.73	49.27	54.00	-4.73 Average
2	5149.980	7.57	34.32	42.32	49.51	49.08	54.00	-4.92 Average
3	5270.000	7.79	34.42	42.33	93.34	93.22	-----	----- Average



Mode:f; Polarization:Horizontal; Modulation:802.11ac; bandwidth:40MHz; Channel:High

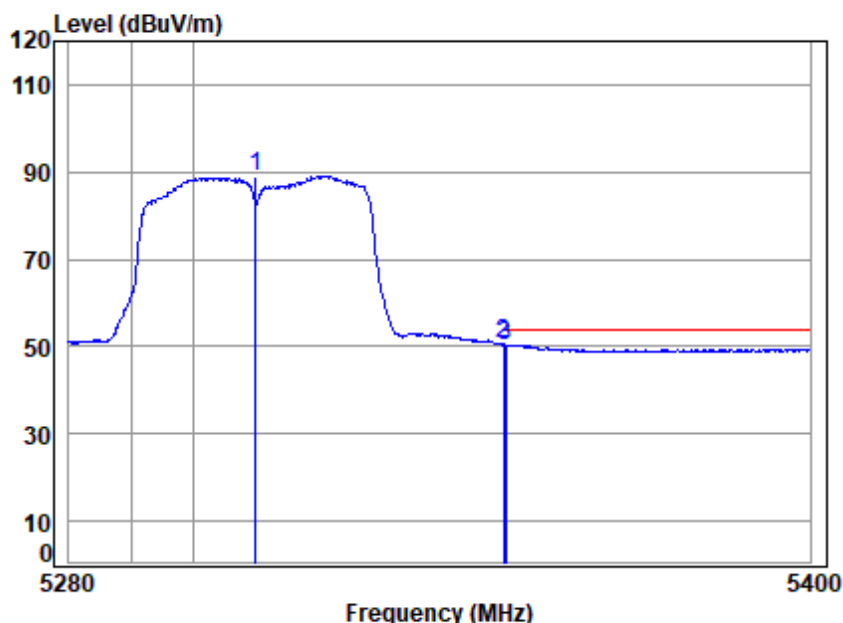


Site : chamber  
Condition: 3m HORIZONTAL  
Job No : 11025AT/11026AT  
Mode : 5310 Band edge  
: 5G WIFI 11AC40

		Cable	Ant	Preamp	Read	Limit	Over	
Freq		Loss	Factor	Factor	Level	Level	Line	Limit Remark
MHz		dB	dB/m	dB	dBuV	dBuV/m	dBuV/m	dB
1 *	5310.000	7.86	34.45	42.33	95.83	95.81	68.20	27.61 peak
2	5350.020	7.92	34.48	42.34	57.01	57.07	74.00	-16.93 peak
3	5380.135	7.98	34.51	42.34	57.80	57.95	74.00	-16.05 peak



Mode:f; Polarization:Horizontal; Modulation:802.11ac; bandwidth:40MHz; Channel:High



Site : chamber  
Condition: 3m HORIZONTAL  
Job No : 11025AT/11026AT  
Mode : 5310 Band edge  
: 5G WIFI 11AC40

		Cable	Ant	Preamp	Read	Limit	Over	
	Freq	Loss	Factor	Factor	Level	Level	Line	Limit Remark
	MHz	dB	dB/m	dB	dBuV	dBuV/m	dBuV/m	dB
1	5310.000	7.86	34.45	42.33	89.11	89.09	-----	----- Average
2	5350.020	7.92	34.48	42.34	50.52	50.58	54.00	-3.42 Average
3	5350.474	7.93	34.48	42.34	50.33	50.40	54.00	-3.60 Average



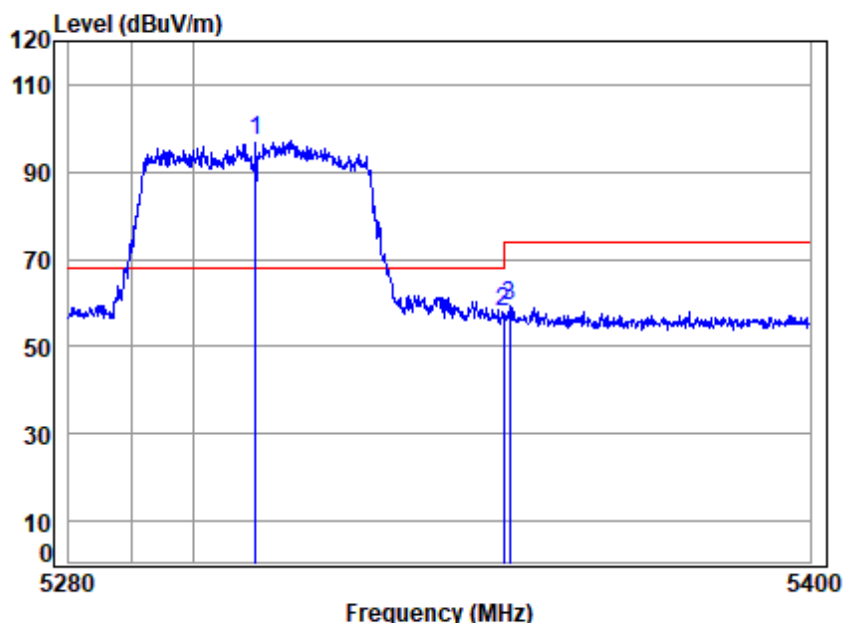
Unless otherwise agreed in writing, this document is issued by the Company subject to its General Conditions of Service printed overleaf, available on request or accessible at <http://www.sgs.com/en/Terms-and-Conditions.aspx> and, for electronic format documents, subject to Terms and Conditions for Electronic Documents at <http://www.sgs.com/en/Terms-and-Conditions/Terms-e-Documents.aspx>. Attention is drawn to the limitation of liability, indemnification and jurisdiction issues defined therein. Any holder of this document is advised that information contained hereon reflects the Company's findings at the time of its intervention only and within the limits of Client's instructions, if any. The Company's sole responsibility is to its Client and this document does not exonerate parties to a transaction from exercising all their rights and obligations under the transaction documents. This document cannot be reproduced except in full, without prior written approval of the Company. Any unauthorized alteration, forgery or falsification of the content or appearance of this document is unlawful and offenders may be prosecuted to the fullest extent of the law. Unless otherwise stated the results shown in this test report refer only to the sample(s) tested and such sample(s) are retained for 30 days only.  
Attention: To check the authenticity of testing /inspection report and certificate, please contact us at telephone: (86-755) 8307 1443, or email: [CN.Doccheck@sgs.com](mailto:CN.Doccheck@sgs.com)

SGS-CSTC Standards Technical Services Co., Ltd.  
Shenzhen Branch

No.1 Workshop, M-10, Middle Section, Science & Technology Park, Shenzhen, China 518057 t (86-755) 26012053 f (86-755) 26710594 www.sgs.com.cn  
中国·深圳·科技园中区M-10栋一号厂房 邮编: 518057 t (86-755) 26012053 f (86-755) 26710594 sgs.china@sgs.com



Mode:f; Polarization:Vertical; Modulation:802.11ac; bandwidth:40MHz; Channel:High

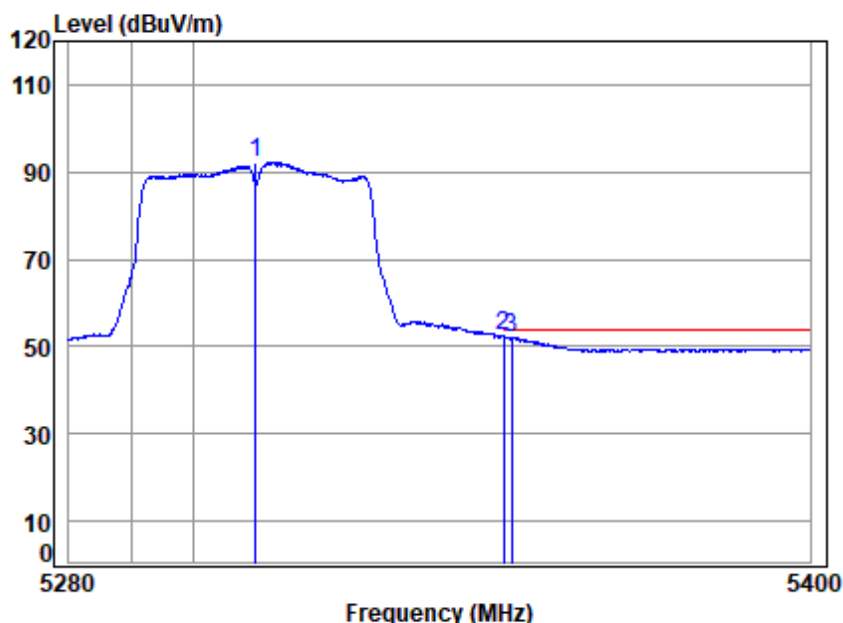


Site : chamber  
Condition: 3m VERTICAL  
Job No : 11025AT/11026AT  
Mode : 5310 Band edge  
: 5G WIFI 11AC40

		Cable	Ant	Preamp	Read	Limit	Over	
Freq		Loss	Factor	Factor	Level	Level	Line	Limit Remark
MHz		dB	dB/m	dB	dBuV	dBuV/m	dBuV/m	dB
1 *	5310.000	7.86	34.45	42.33	97.26	97.24	68.20	29.04 Peak
2	5350.020	7.92	34.48	42.34	57.74	57.80	74.00	-16.20 Peak
3	5351.075	7.93	34.48	42.34	59.05	59.12	74.00	-14.88 Peak



Mode:f; Polarization:Vertical; Modulation:802.11ac; bandwidth:40MHz; Channel:High

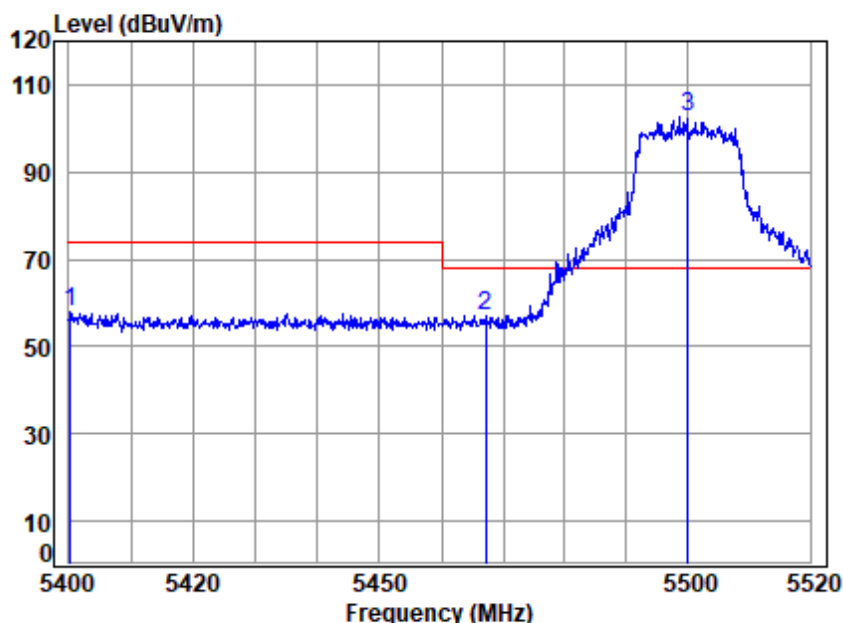


Site : chamber  
Condition: 3m VERTICAL  
Job No : 11025AT/11026AT  
Mode : 5310 Band edge  
: 5G WIFI 11AC40

		Cable	Ant	Preamp	Read	Limit	Over	
Freq		Loss	Factor	Factor	Level	Level	Line	Limit Remark
MHz		dB	dB/m	dB	dBuV	dBuV/m	dBuV/m	dB
1	5310.000	7.86	34.45	42.33	92.28	92.26	-----	----- Average
2	5350.020	7.92	34.48	42.34	52.37	52.43	54.00	-1.57 Average
3	5351.436	7.93	34.49	42.34	52.09	52.17	54.00	-1.83 Average



Mode:g; Polarization:Horizontal; Modulation:802.11a; bandwidth:20MHz; Channel:Low

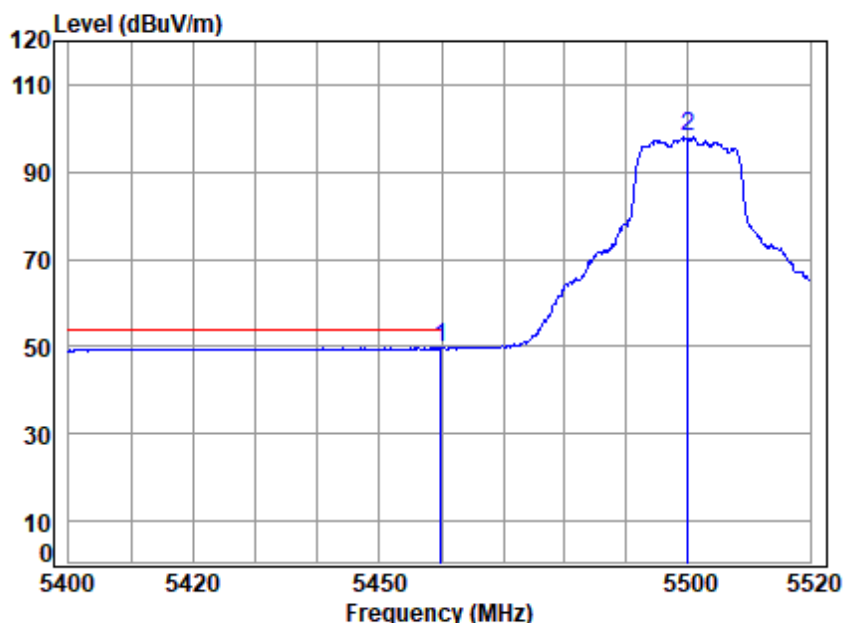


Site : chamber  
Condition: 3m HORIZONTAL  
Job No : 11025AT/11026AT  
Mode : 5500 Band edge  
: 5G WIFI 11A

		Cable	Ant	Preamp	Read	Limit	Over	
Freq		Loss	Factor	Factor	Level	Line	Limit	Remark
MHz		dB	dB/m	dB	dBuV	dBuV/m	dBuV/m	dB
1	5400.237	8.01	34.52	42.34	57.71	57.90	74.00	-16.10 peak
2	5467.235	8.12	34.57	42.35	56.90	57.24	68.20	-10.96 peak
3 *	5500.000	8.18	34.60	42.35	102.02	102.45	68.20	34.25 peak



Mode:g; Polarization:Horizontal; Modulation:802.11a; bandwidth:20MHz; Channel:Low



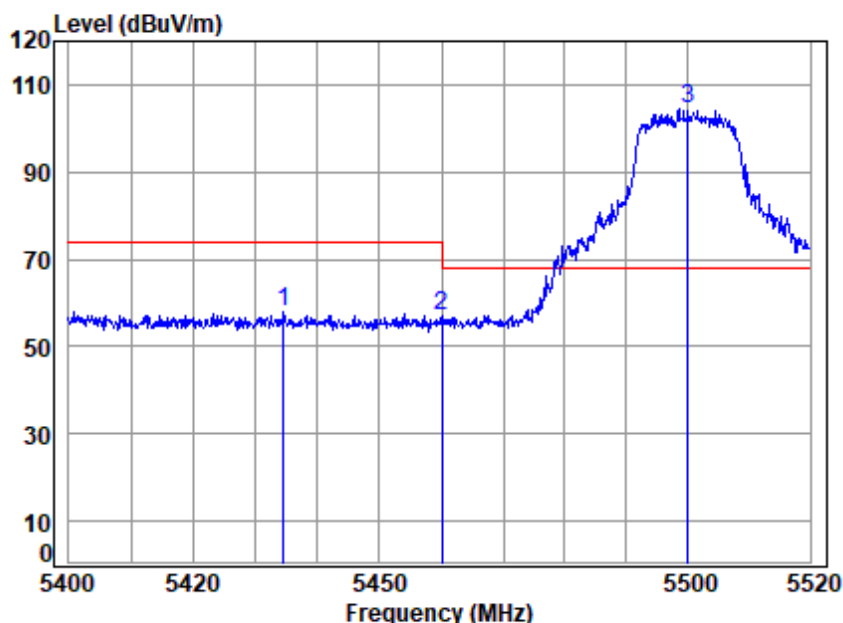
Site : chamber  
Condition: 3m HORIZONTAL  
Job No : 11025AT/11026AT  
Mode : 5500 Band edge  
: 5G WIFI 11A

		Cable	Ant	Preamp	Read	Limit	Over	
	Freq	Loss	Factor	Factor	Level	Level	Line	Limit Remark
	MHz	dB	dB/m	dB	dBuV	dBuV/m	dBuV/m	dB
1	5459.910	8.11	34.57	42.35	49.32	49.65	54.00	-4.35 Average
2	5500.000	8.18	34.60	42.35	97.55	97.98	-----	----- Average





Mode:g; Polarization:Vertical; Modulation:802.11a; bandwidth:20MHz; Channel:Low

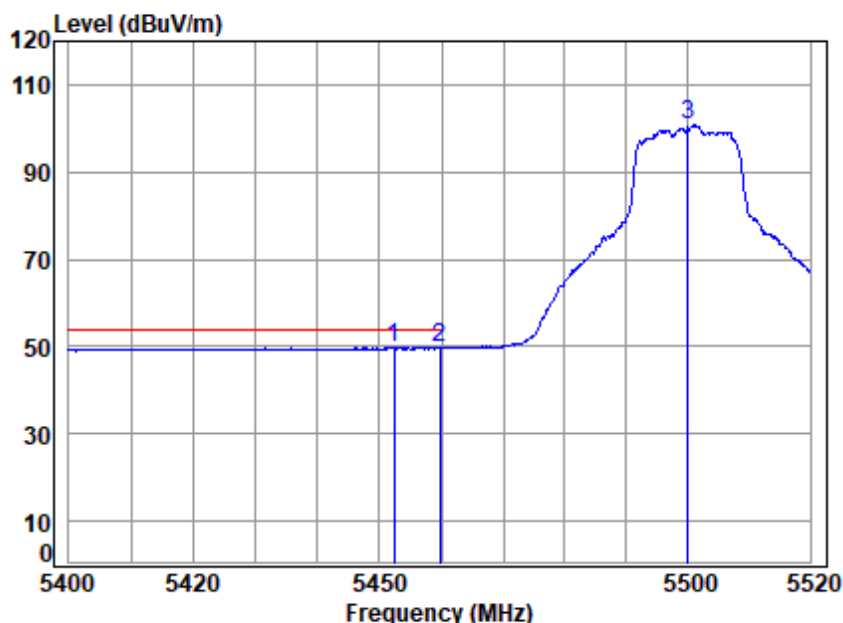


Site : chamber  
Condition: 3m VERTICAL  
Job No : 11025AT/11026AT  
Mode : 5500 Band edge  
: 5G WIFI 11A

		Cable	Ant	Preamp	Read	Limit	Over	
Freq		Loss	Factor	Factor	Level	Level	Line	Limit Remark
	MHz	dB	dB/m	dB	dBuV	dBuV/m	dBuV/m	dB
1	5434.529	8.07	34.55	42.35	57.73	58.00	74.00	-16.00 Peak
2	5460.030	8.11	34.57	42.35	56.84	57.17	68.20	-11.03 peak
3 *	5500.000	8.18	34.60	42.35	103.92	104.35	68.20	36.15 Peak



Mode:g; Polarization:Vertical; Modulation:802.11a; bandwidth:20MHz; Channel:Low

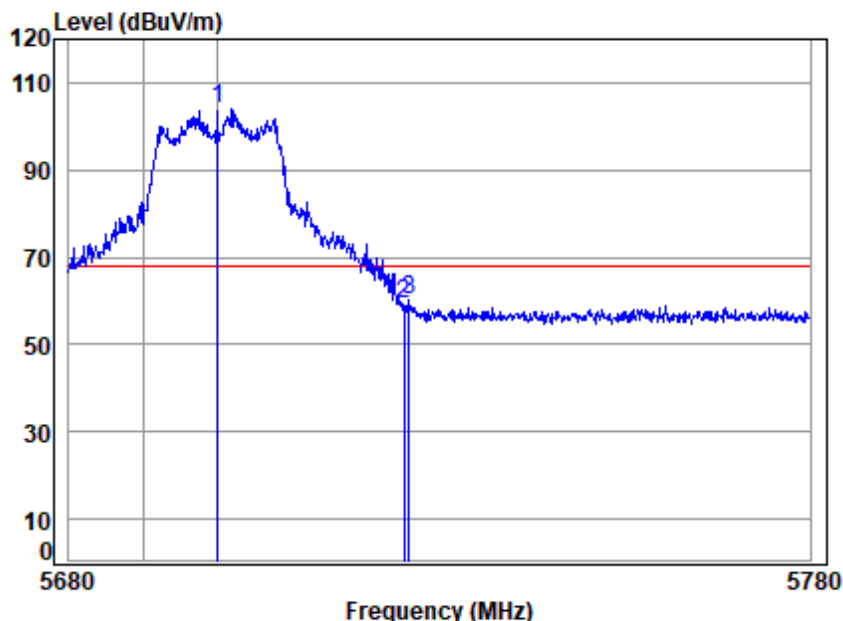


Site : chamber  
Condition: 3m VERTICAL  
Job No : 11025AT/11026AT  
Mode : 5500 Band edge  
: 5G WIFI 11A

		Cable	Ant	Preamp	Read	Limit	Over	
Freq		Loss	Factor	Factor	Level	Level	Line	Limit Remark
	MHz	dB	dB/m	dB	dBuV	dBuV/m	dBuV/m	dB
1	5452.355	8.10	34.56	42.35	49.41	49.72	54.00	-4.28 Average
2	5459.670	8.11	34.57	42.35	49.20	49.53	54.00	-4.47 Peak
3	5500.000	8.18	34.60	42.35	100.34	100.77	-----	----- Average



Mode:g; Polarization:Horizontal; Modulation:802.11a; bandwidth:20MHz; Channel:High

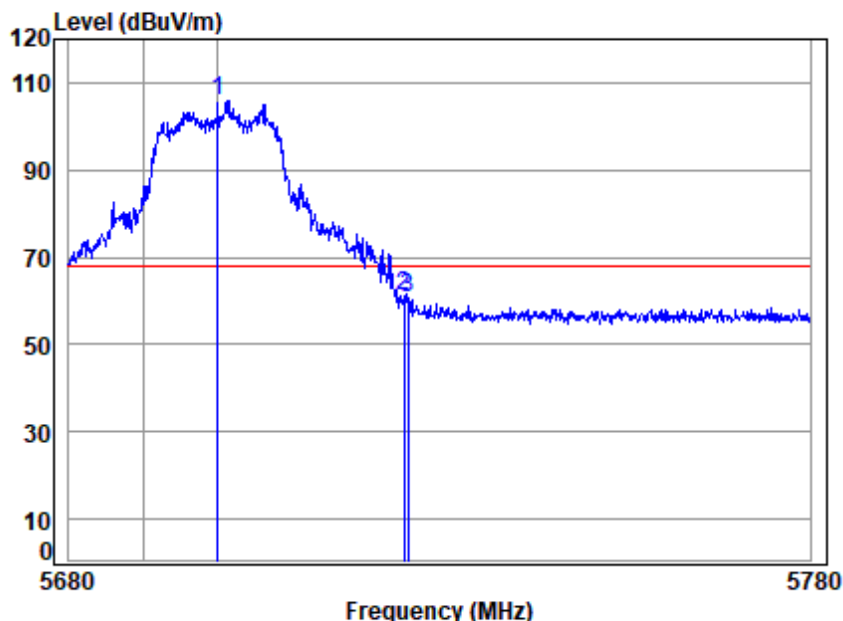


Site : chamber  
Condition: 3m HORIZONTAL  
Job No : 11025AT/11026AT  
Mode : 5700 Band edge  
: 5G WIFI 11A

		Cable	Ant	Preamp	Read	Limit	Over	
Freq		Loss	Factor	Factor	Level	Level	Line	Limit Remark
MHz		dB	dB/m	dB	dBuV	dBuV/m	dBuV/m	dB
1 *	5700.000	8.21	34.81	42.37	103.53	104.18	68.20	35.98 peak
2	5725.000	8.22	34.83	42.37	58.83	59.51	68.20	-8.69 peak
3	5725.684	8.22	34.83	42.37	59.46	60.14	68.20	-8.06 peak



Mode:g; Polarization:Vertical; Modulation:802.11a; bandwidth:20MHz; Channel:High



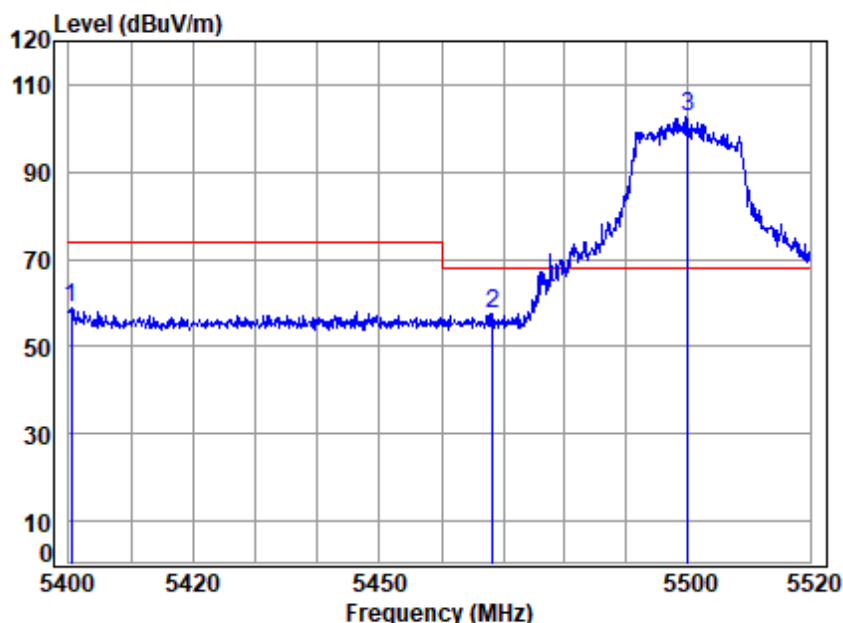
Site : chamber  
Condition: 3m VERTICAL  
Job No : 11025AT/11026AT  
Mode : 5700 Band edge  
: 5G WIFI 11A

		Cable	Ant	Preamp	Read	Limit	Over	
Freq		Loss	Factor	Factor	Level	Level	Line	Limit Remark
MHz		dB	dB/m	dB	dBuV	dBuV/m	dBuV/m	dB
1 *	5700.000	8.21	34.81	42.37	105.20	105.85	68.20	37.65 Peak
2	5725.000	8.22	34.83	42.37	60.56	61.24	68.20	-6.96 Peak
3	5725.583	8.22	34.83	42.37	60.18	60.86	68.20	-7.34 Peak





Mode:g; Polarization:Horizontal; Modulation:802.11n; bandwidth:20MHz; Channel:Low

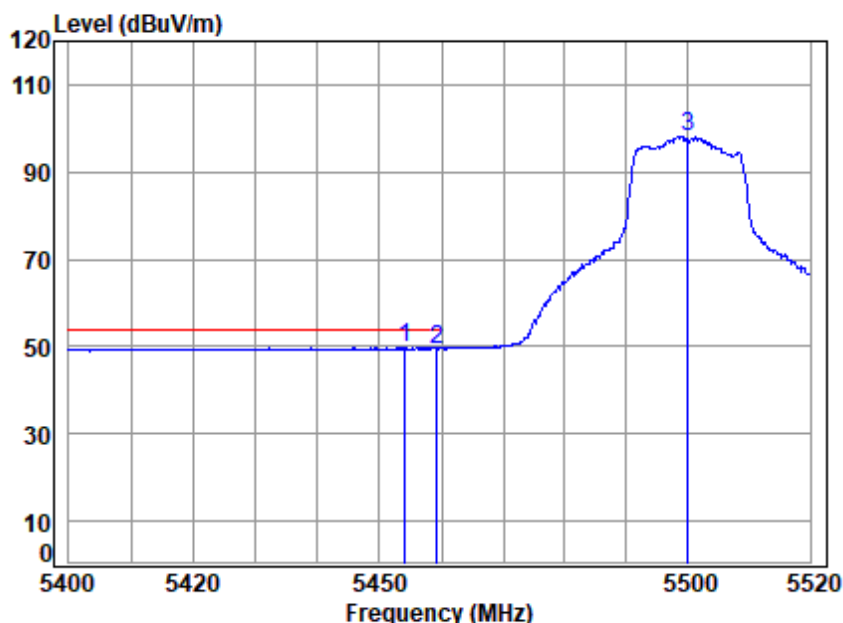


Site : chamber  
Condition: 3m HORIZONTAL  
Job No : 11025AT/11026AT  
Mode : 5500 Band edge  
: 5G WIFI 11N20

		Cable	Ant	Preamp	Read	Limit	Over	
Freq		Loss	Factor	Factor	Level	Level	Line	Limit Remark
	MHz	dB	dB/m	dB	dBuV	dBuV/m	dBuV/m	dB
1	5400.356	8.01	34.52	42.34	58.69	58.88	74.00	-15.12 peak
2	5468.317	8.13	34.58	42.35	57.15	57.51	68.20	-10.69 peak
3 *	5500.000	8.18	34.60	42.35	102.04	102.47	68.20	34.27 peak



Mode:g; Polarization:Horizontal; Modulation:802.11n; bandwidth:20MHz; Channel:Low

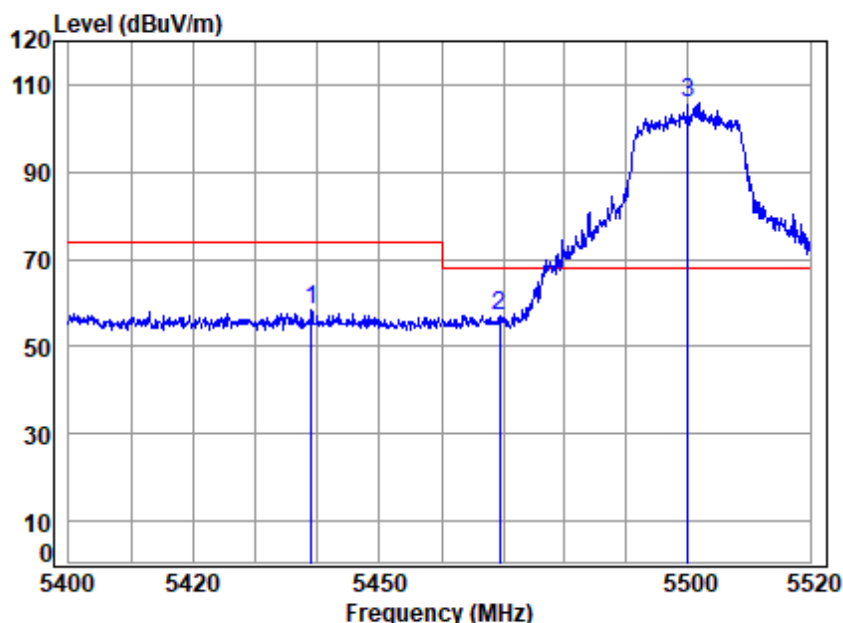


Site : chamber  
Condition: 3m HORIZONTAL  
Job No : 11025AT/11026AT  
Mode : 5500 Band edge  
: 5G WIFI 11N20

		Cable	Ant	Preamp	Read		Limit	Over	
	Freq	Loss	Factor	Factor	Level	Level	Line	Limit	Remark
	MHz	dB	dB/m	dB	dBuV	dBuV/m	dBuV/m	dB	
1	5454.153	8.10	34.56	42.35	49.39	49.70	54.00	-4.30	Average
2	5459.190	8.11	34.57	42.35	49.17	49.50	54.00	-4.50	Peak
3	5500.000	8.18	34.60	42.35	97.73	98.16	-----	-----	Average



Mode:g; Polarization:Vertical; Modulation:802.11n; bandwidth:20MHz; Channel:Low

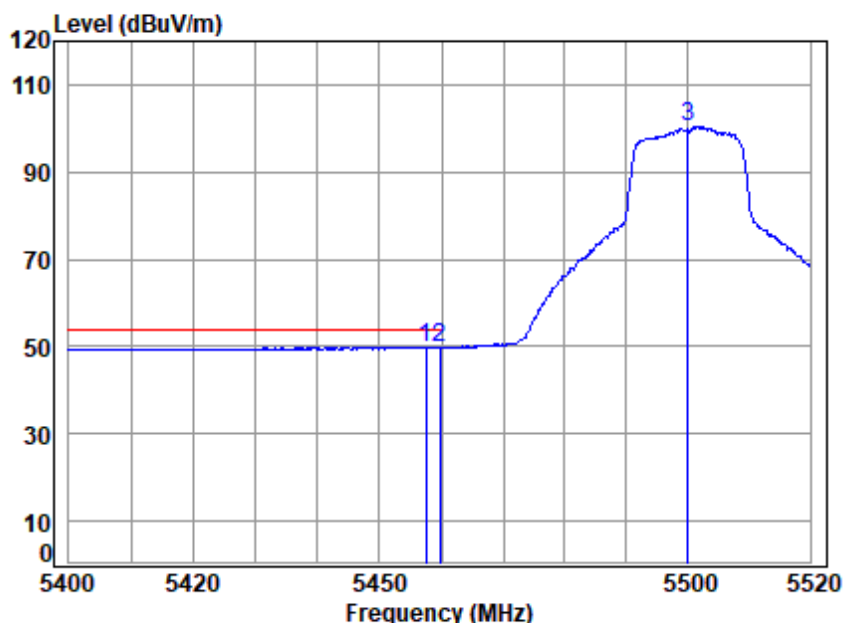


Site : chamber  
Condition: 3m VERTICAL  
Job No : 11025AT/11026AT  
Mode : 5500 Band edge  
: 5G WIFI 11N20

		Cable	Ant	Preamp	Read	Limit	Over	
Freq		Loss	Factor	Factor	Level	Level	Line	Limit Remark
	MHz	dB	dB/m	dB	dBuV	dBuV/m	dBuV/m	dB
1	5439.070	8.08	34.55	42.35	58.19	58.47	74.00	-15.53 Peak
2	5469.399	8.13	34.58	42.35	56.79	57.15	68.20	-11.05 peak
3 *	5500.000	8.18	34.60	42.35	105.59	106.02	68.20	37.82 Peak



Mode:g; Polarization:Vertical; Modulation:802.11n; bandwidth:20MHz; Channel:Low



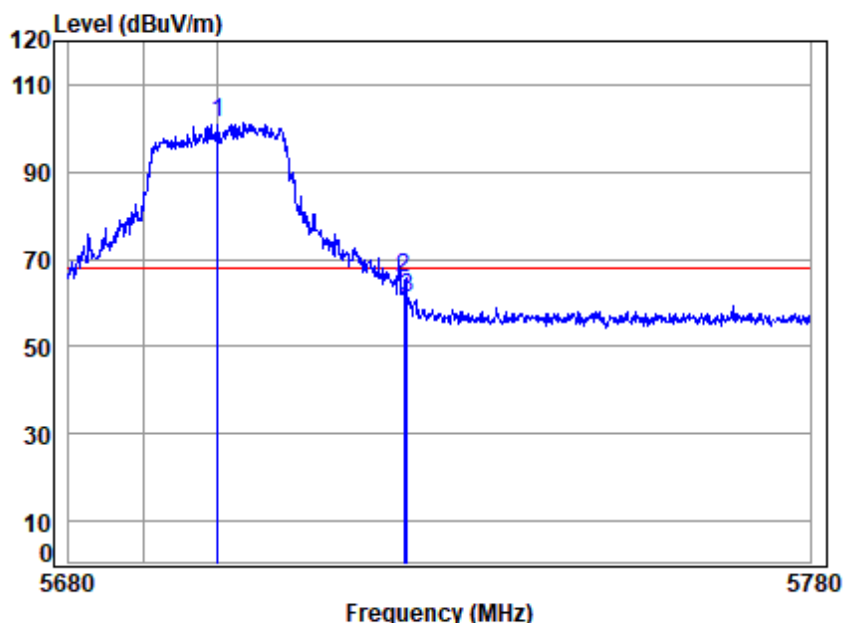
Site : chamber  
Condition: 3m VERTICAL  
Job No : 11025AT/11026AT  
Mode : 5500 Band edge  
: 5G WIFI 11N20

		Cable	Ant	Preamp	Read	Limit	Over	
Freq		Loss	Factor	Factor	Level	Line	Limit	Remark
	MHz	dB	dB/m	dB	dBuV	dBuV/m	dBuV/m	dB
1	5457.511	8.11	34.57	42.35	49.53	49.86	54.00	-4.14 Average
2	5459.670	8.11	34.57	42.35	49.40	49.73	54.00	-4.27 Peak
3	5500.000	8.18	34.60	42.35	100.02	100.45	-----	----- Average





Mode:g; Polarization:Horizontal; Modulation:802.11n; bandwidth:20MHz; Channel:High

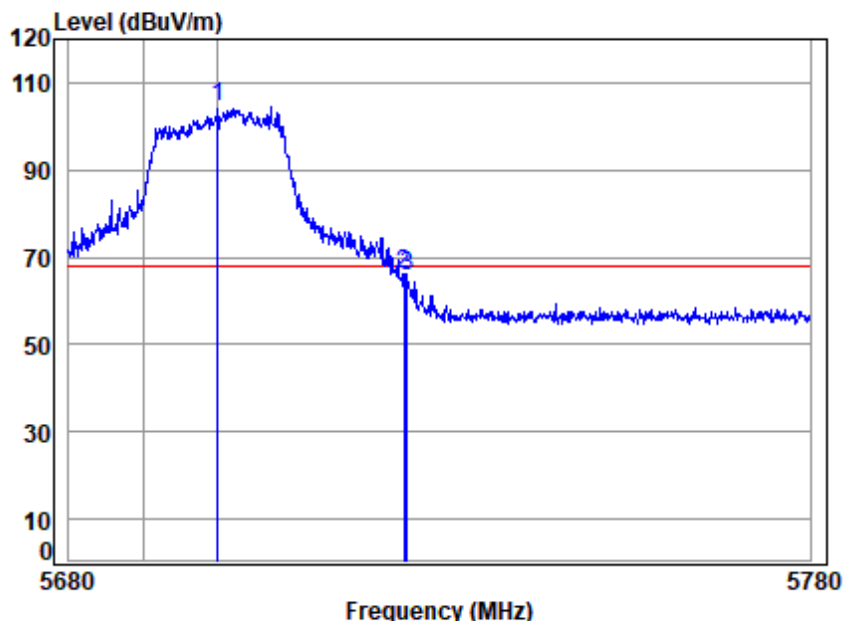


Site : chamber  
Condition: 3m HORIZONTAL  
Job No : 11025AT/11026AT  
Mode : 5700 Band edge  
: 5G WIFI 11N20

		Cable	Ant	Preamp	Read	Limit	Over	
Freq		Loss	Factor	Factor	Level	Level	Line	Limit Remark
MHz		dB	dB/m	dB	dBuV	dBuV/m	dBuV/m	dB
1 *	5700.000	8.21	34.81	42.37	100.80	101.45	68.20	33.25 peak
2	5725.000	8.22	34.83	42.37	64.98	65.66	68.20	-2.54 peak
3	5725.483	8.22	34.83	42.37	60.57	61.25	68.20	-6.95 peak



Mode:g; Polarization:Vertical; Modulation:802.11n; bandwidth:20MHz; Channel:High

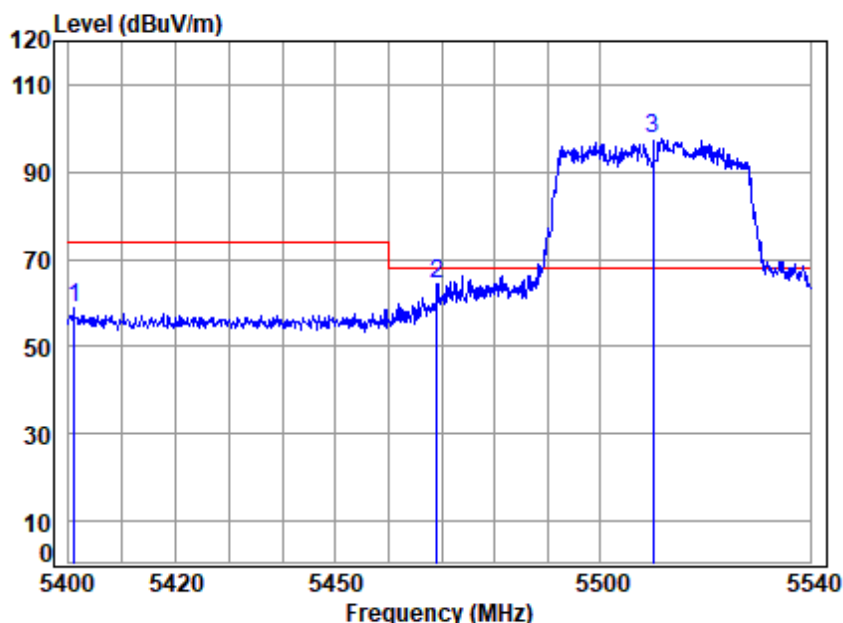


Site : chamber  
Condition: 3m VERTICAL  
Job No : 11025AT/11026AT  
Mode : 5700 Band edge  
: 5G WIFI 11N20

		Cable	Ant	Preamp	Read	Limit	Over	
Freq		Loss	Factor	Factor	Level	Level	Line	Limit Remark
MHz		dB	dB/m	dB	dBuV	dBuV/m	dBuV/m	dB
1 *	5700.000	8.21	34.81	42.37	103.71	104.36	68.20	36.16 Peak
2	5725.000	8.22	34.83	42.37	65.63	66.31	68.20	-1.89 Peak
3	5725.483	8.22	34.83	42.37	65.21	65.89	68.20	-2.31 Peak



Mode:g; Polarization:Horizontal; Modulation:802.11n; bandwidth:40MHz; Channel:Low

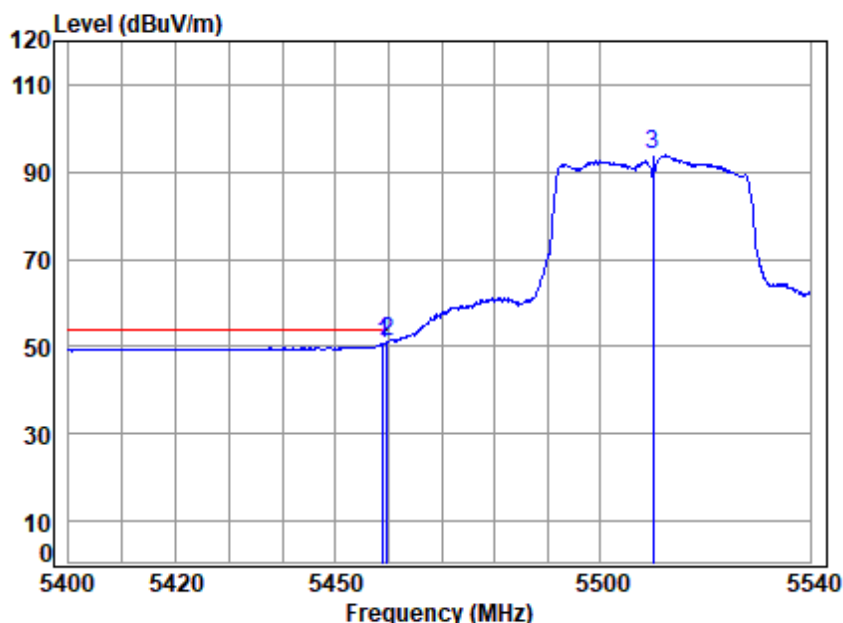


Site : chamber  
Condition: 3m HORIZONTAL  
Job No : 11025AT/11026AT  
Mode : 5510 Band edge  
: 5G WIFI 11N40

		Cable	Ant	Preamp	Read	Limit	Over	
Freq		Loss	Factor	Factor	Level	Level	Line	Limit Remark
	MHz	dB	dB/m	dB	dBuV	dBuV/m	dBuV/m	dB
1	5400.968	8.01	34.52	42.34	58.64	58.83	74.00	-15.17 peak
2	5469.132	8.13	34.58	42.35	63.83	64.19	68.20	-4.01 peak
3 *	5510.000	8.18	34.61	42.35	97.30	97.74	68.20	29.54 peak



Mode:g; Polarization:Horizontal; Modulation:802.11n; bandwidth:40MHz; Channel:Low



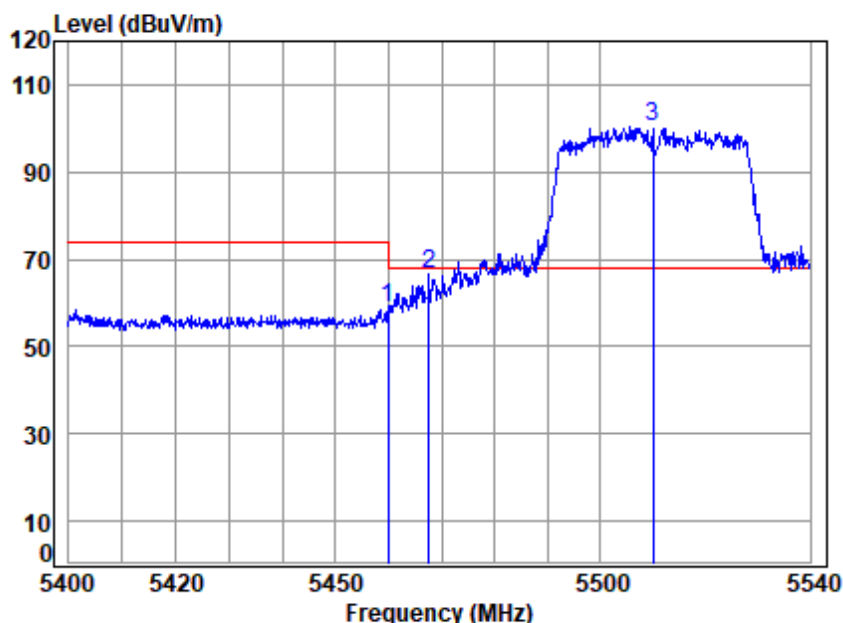
Site : chamber  
Condition: 3m HORIZONTAL  
Job No : 11025AT/11026AT  
Mode : 5510 Band edge  
: 5G WIFI 11N40

		Cable	Ant	Preamp	Read	Limit	Over	
	Freq	Loss	Factor	Factor	Level	Level	Line	Limit Remark
	MHz	dB	dB/m	dB	dBuV	dBuV/m	dBuV/m	dB
1	5458.923	8.11	34.57	42.35	50.19	50.52	54.00	-3.48 Peak
2	5459.761	8.11	34.57	42.35	50.79	51.12	54.00	-2.88 Average
3	5510.000	8.18	34.61	42.35	93.34	93.78	-----	----- Average





Mode:g; Polarization:Vertical; Modulation:802.11n; bandwidth:40MHz; Channel:Low

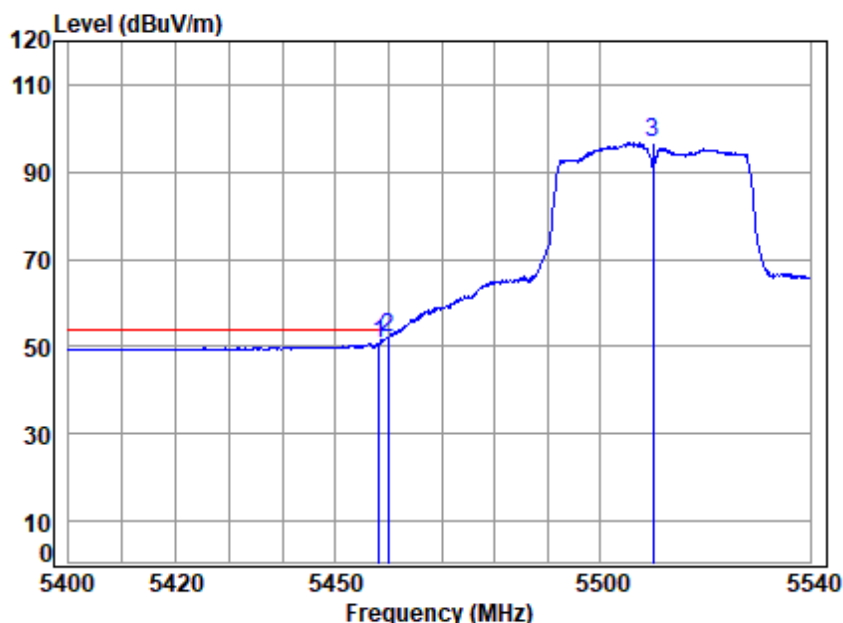


Site : chamber  
Condition: 3m VERTICAL  
Job No : 11025AT/11026AT  
Mode : 5510 Band edge  
: 5G WIFI 11N40

		Cable	Ant	Preamp	Read	Limit	Over	
Freq		Loss	Factor	Factor	Level	Level	Line	Limit Remark
	MHz	dB	dB/m	dB	dBuV	dBuV/m	dBuV/m	dB
1	5459.901	8.11	34.57	42.35	58.55	58.88	74.00	-15.12 Peak
2	5467.592	8.13	34.58	42.35	66.11	66.47	68.20	-1.73 peak
3 *	5510.000	8.18	34.61	42.35	99.83	100.27	68.20	32.07 Peak



Mode:g; Polarization:Vertical; Modulation:802.11n; bandwidth:40MHz; Channel:Low

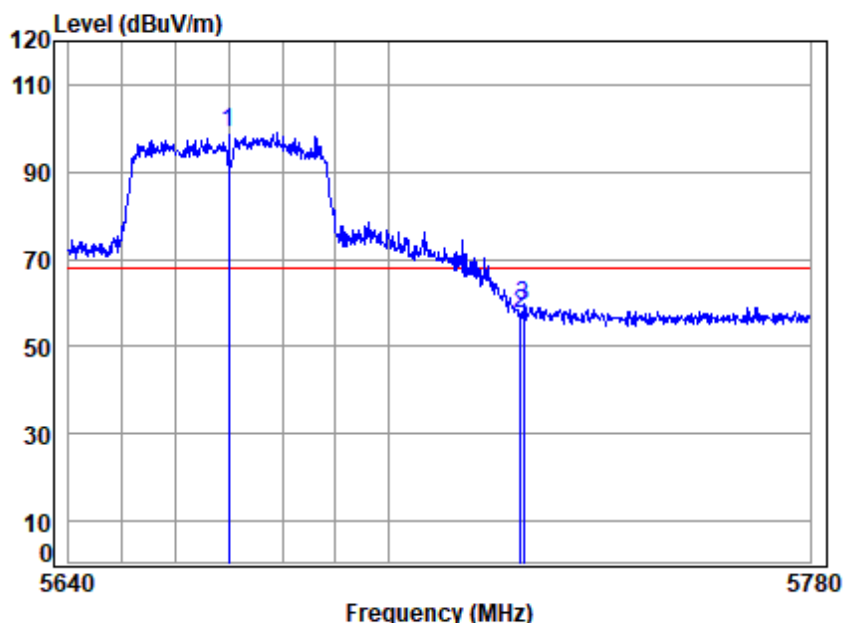


Site : chamber  
Condition: 3m VERTICAL  
Job No : 11025AT/11026AT  
Mode : 5510 Band edge  
: 5G WIFI 11N40

		Cable	Ant	Preamp	Read	Limit	Over	
	Freq	Loss	Factor	Factor	Level	Level	Line	Limit Remark
	MHz	dB	dB/m	dB	dBuV	dBuV/m	dBuV/m	dB
1	5458.224	8.11	34.57	42.35	50.51	50.84	54.00	-3.16 Peak
2	5459.901	8.11	34.57	42.35	51.89	52.22	54.00	-1.78 Average
3	5510.000	8.18	34.61	42.35	96.20	96.64	-----	----- Average



Mode:g; Polarization:Horizontal; Modulation:802.11n; bandwidth:40MHz; Channel:High

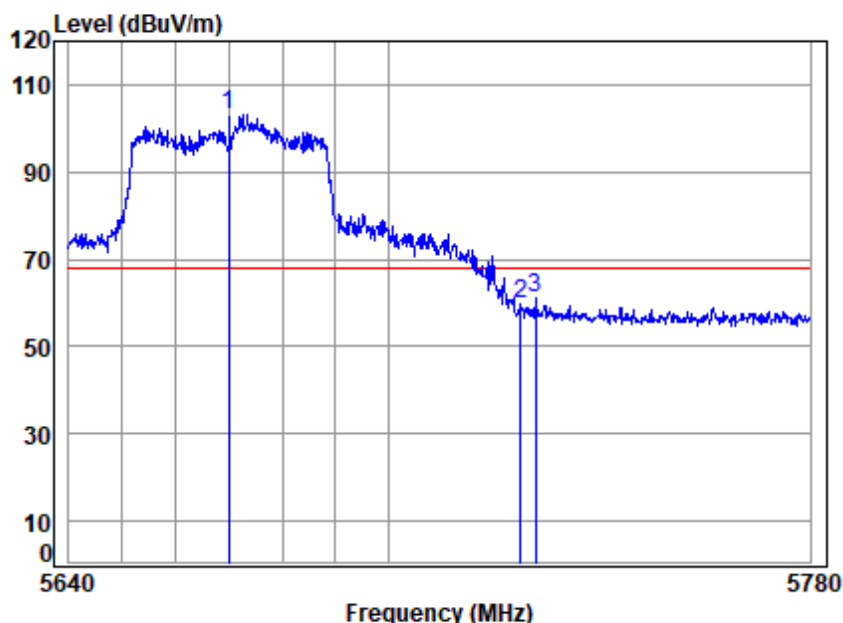


Site : chamber  
Condition: 3m HORIZONTAL  
Job No : 11025AT/11026AT  
Mode : 5670 Band edge  
: 5G WIFI 11N40

		Cable	Ant	Preamp	Read	Limit	Over	
Freq		Loss	Factor	Factor	Level	Level	Line	Limit Remark
MHz		dB	dB/m	dB	dBuV	dBuV/m	dBuV/m	dB
1 *	5670.000	8.21	34.77	42.37	98.25	98.86	68.20	30.66 peak
2	5725.000	8.22	34.83	42.37	56.64	57.32	68.20	-10.88 peak
3	5725.553	8.22	34.83	42.37	58.85	59.53	68.20	-8.67 peak



Mode:g; Polarization:Vertical; Modulation:802.11n; bandwidth:40MHz; Channel:High



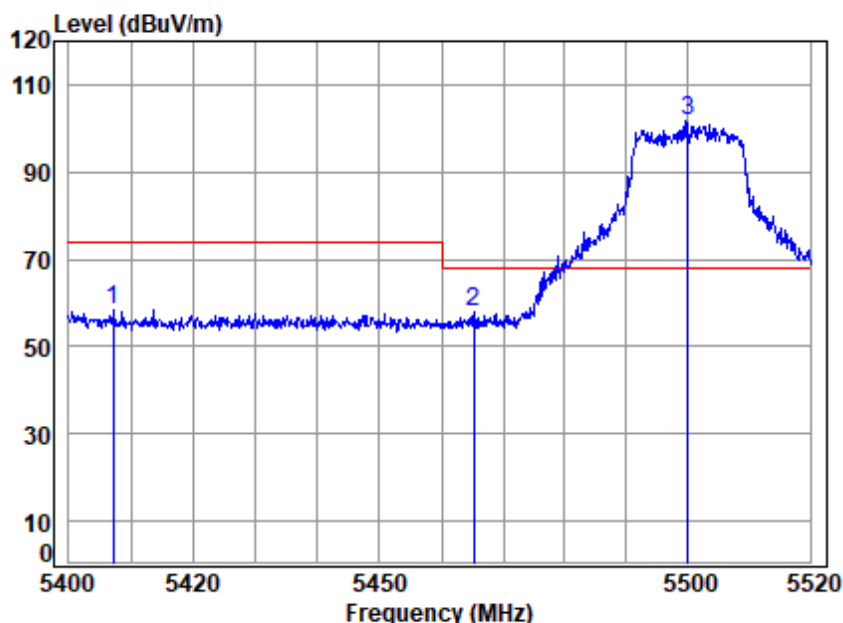
Site : chamber  
Condition: 3m VERTICAL  
Job No : 11025AT/11026AT  
Mode : 5670 Band edge  
: 5G WIFI 11N40

		Cable	Ant	Preamp	Read	Limit	Over	
Freq		Loss	Factor	Factor	Level	Level	Line	Limit Remark
MHz		dB	dB/m	dB	dBuV	dBuV/m	dBuV/m	dB
1 *	5670.000	8.21	34.77	42.37	102.53	103.14	68.20	34.94 Peak
2	5725.000	8.22	34.83	42.37	58.91	59.59	68.20	-8.61 Peak
3	5727.659	8.22	34.83	42.37	60.58	61.26	68.20	-6.94 Peak





Mode:g; Polarization:Horizontal; Modulation:802.11ac; bandwidth:20MHz; Channel:Low

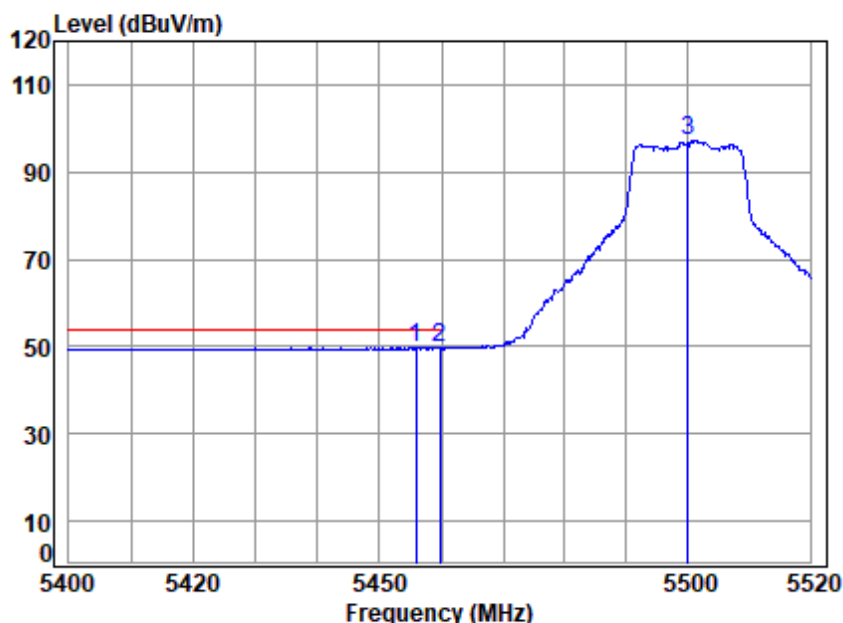


Site : chamber  
Condition: 3m HORIZONTAL  
Job No : 11025AT/11026AT  
Mode : 5500 Band edge  
: 5G WIFI 11AC20

		Cable	Ant	Preamp	Read		Limit	Over	
	Freq	Loss	Factor	Factor	Level	Level	Line	Limit	Remark
	MHz	dB	dB/m	dB	dBuV	dBuV/m	dBuV/m	dB	
1	5407.126	8.02	34.53	42.34	58.29	58.50	74.00	-15.50	peak
2	5465.193	8.12	34.57	42.35	57.74	58.08	68.20	-10.12	peak
3 *	5500.000	8.18	34.60	42.35	101.13	101.56	68.20	33.36	peak



Mode:g; Polarization:Horizontal; Modulation:802.11ac; bandwidth:20MHz; Channel:Low

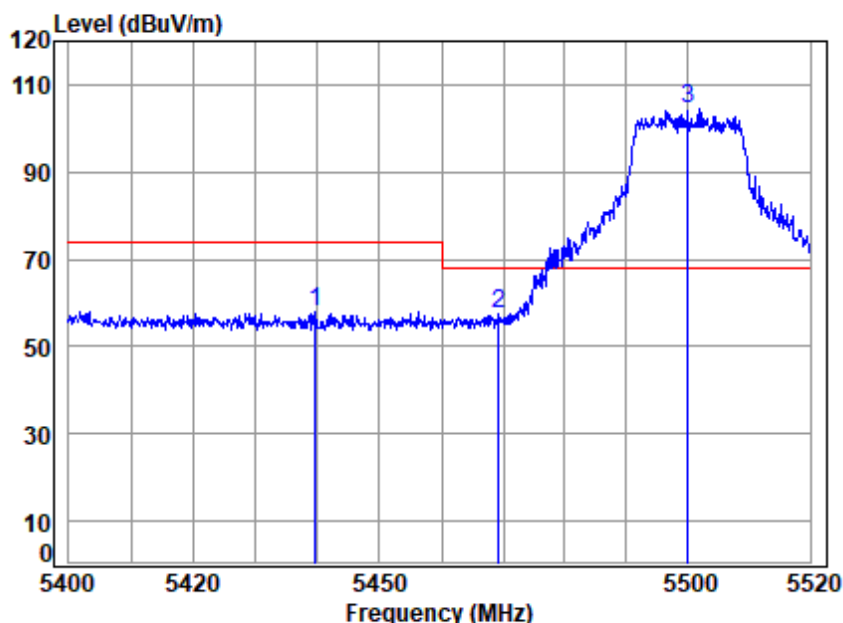


Site : chamber  
Condition: 3m HORIZONTAL  
Job No : 11025AT/11026AT  
Mode : 5500 Band edge  
: 5G WIFI 11AC20

		Cable	Ant	Preamp	Read	Limit	Over	
	Freq	Loss	Factor	Factor	Level	Line	Limit	Remark
	MHz	dB	dB/m	dB	dBuV	dBuV/m	dBuV/m	dB
1	5455.832	8.11	34.57	42.35	49.33	49.66	54.00	-4.34 Average
2	5459.670	8.11	34.57	42.35	49.19	49.52	54.00	-4.48 Peak
3	5500.000	8.18	34.60	42.35	96.94	97.37	-----	----- Average



Mode:g; Polarization:Vertical; Modulation:802.11ac; bandwidth:20MHz; Channel:Low

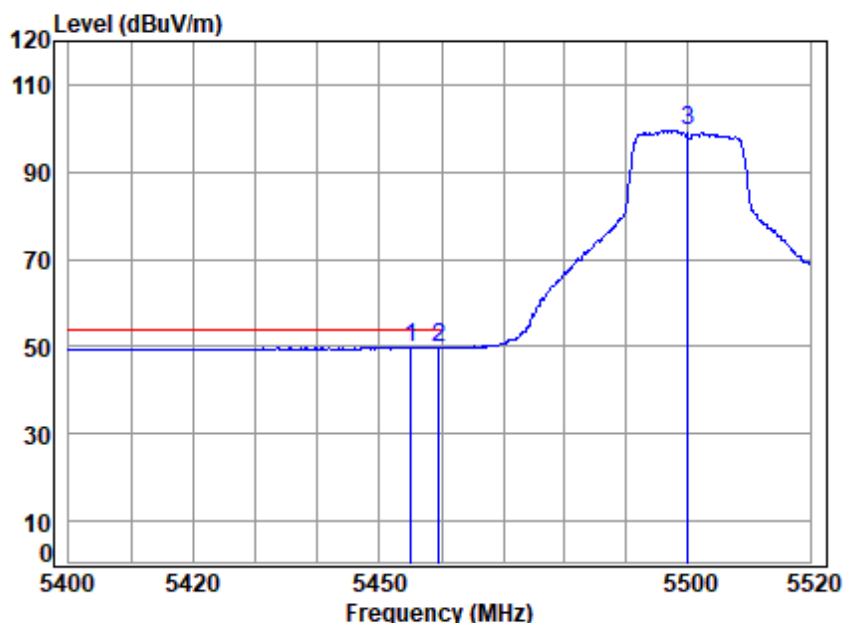


Site : chamber  
Condition: 3m VERTICAL  
Job No : 11025AT/11026AT  
Mode : 5500 Band edge  
: 5G WIFI 11AC20

		Cable	Ant	Preamp	Read	Limit	Over	
Freq		Loss	Factor	Factor	Level	Line	Limit	Remark
	MHz	dB	dB/m	dB	dBuV	dBuV/m	dBuV/m	dB
1	5439.667	8.08	34.55	42.35	57.84	58.12	74.00	-15.88 Peak
2	5469.279	8.13	34.58	42.35	56.94	57.30	68.20	-10.90 peak
3 *	5500.000	8.18	34.60	42.35	103.90	104.33	68.20	36.13 Peak



Mode:g; Polarization:Vertical; Modulation:802.11ac; bandwidth:20MHz; Channel:Low



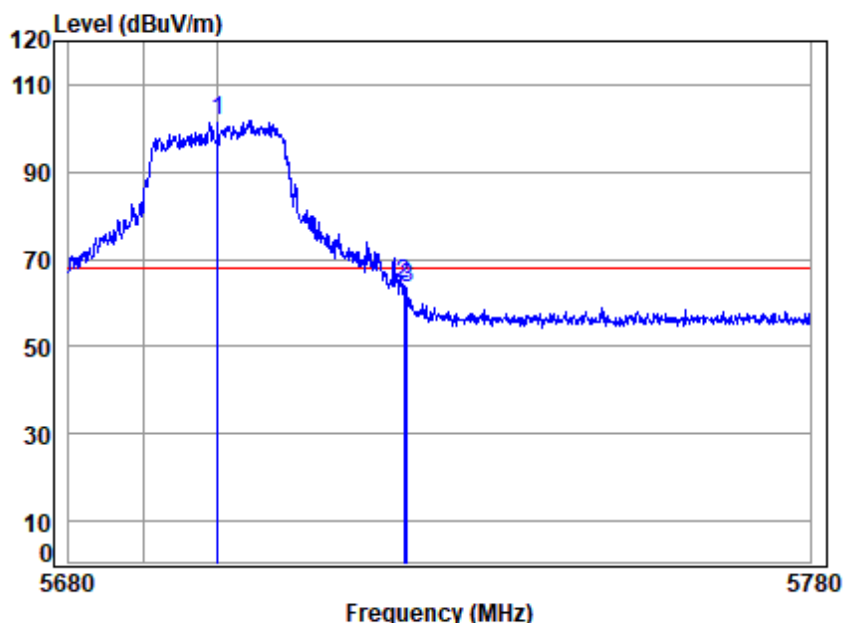
Site : chamber  
Condition: 3m VERTICAL  
Job No : 11025AT/11026AT  
Mode : 5500 Band edge  
: 5G WIFI 11AC20

		Cable	Ant	Preamp	Read	Limit	Over	
	Freq	Loss	Factor	Factor	Level	Line	Limit	Remark
	MHz	dB	dB/m	dB	dBuV	dBuV/m	dBuV/m	dB
1	5455.112	8.10	34.57	42.35	49.27	49.59	54.00	-4.41 Peak
2	5459.550	8.11	34.57	42.35	49.48	49.81	54.00	-4.19 Average
3	5500.000	8.18	34.60	42.35	99.24	99.67	-----	----- Average





Mode:g; Polarization:Horizontal; Modulation:802.11ac; bandwidth:20MHz; Channel:High

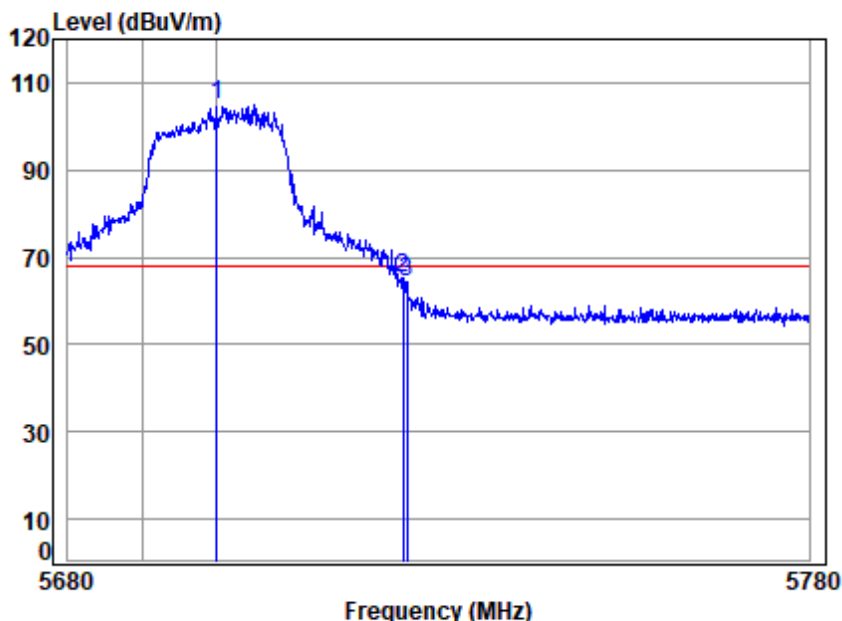


Site : chamber  
Condition: 3m HORIZONTAL  
Job No : 11025AT/11026AT  
Mode : 5700 Band edge  
: 5G WIFI 11AC20

		Cable	Ant	Preamp	Read	Limit	Over	
Freq		Loss	Factor	Factor	Level	Level	Line	Limit Remark
MHz		dB	dB/m	dB	dBuV	dBuV/m	dBuV/m	dB
1 *	5700.000	8.21	34.81	42.37	101.21	101.86	68.20	33.66 peak
2	5725.000	8.22	34.83	42.37	63.73	64.41	68.20	-3.79 peak
3	5725.483	8.22	34.83	42.37	62.72	63.40	68.20	-4.80 peak



Mode:g; Polarization:Vertical; Modulation:802.11ac; bandwidth:20MHz; Channel:High

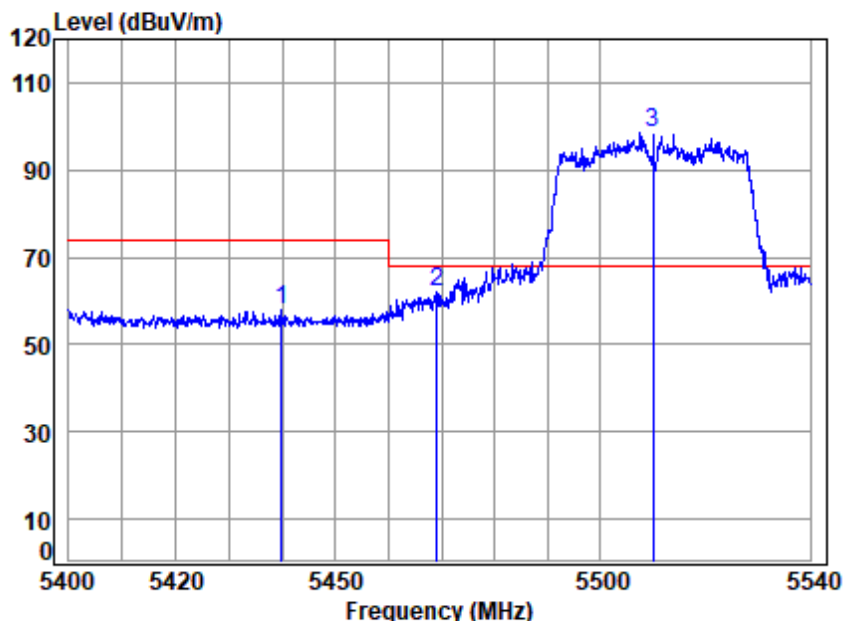


Site : chamber  
Condition: 3m VERTICAL  
Job No : 11025AT/11026AT  
Mode : 5700 Band edge  
: 5G WIFI 11AC20

		Cable	Ant	Preamp	Read	Limit	Over	
Freq		Loss	Factor	Factor	Level	Level	Line	Limit Remark
MHz		dB	dB/m	dB	dBuV	dBuV/m	dBuV/m	dB
1 *	5700.000	8.21	34.81	42.37	104.13	104.78	68.20	36.58 Peak
2	5725.000	8.22	34.83	42.37	64.47	65.15	68.20	-3.05 Peak
3	5725.583	8.22	34.83	42.37	63.59	64.27	68.20	-3.93 Peak



Mode:g; Polarization:Horizontal; Modulation:802.11ac; bandwidth:40MHz; Channel:Low

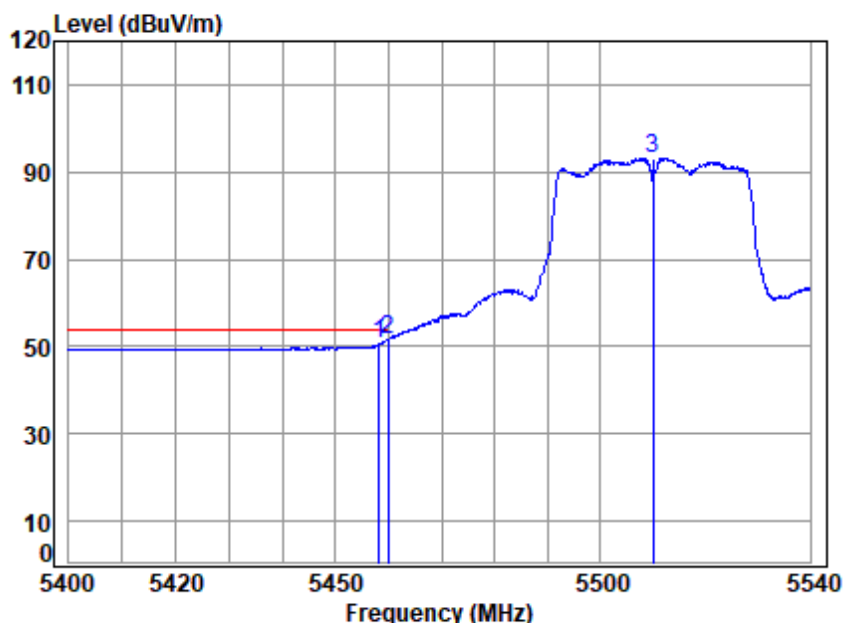


Site : chamber  
Condition: 3m HORIZONTAL  
Job No : 11025AT/11026AT  
Mode : 5510 Band edge  
: 5G WIFI 11AC40

		Cable	Ant	Preamp	Read	Limit	Over	
Freq		Loss	Factor	Factor	Level	Level	Line	Limit Remark
	MHz	dB	dB/m	dB	dBuV	dBuV/m	dBuV/m	dB
1	5439.814	8.08	34.55	42.35	57.48	57.76	74.00	-16.24 peak
2	5468.992	8.13	34.58	42.35	61.91	62.27	68.20	-5.93 peak
3 *	5510.000	8.18	34.61	42.35	97.96	98.40	68.20	30.20 peak



Mode:g; Polarization:Horizontal; Modulation:802.11ac; bandwidth:40MHz; Channel:Low



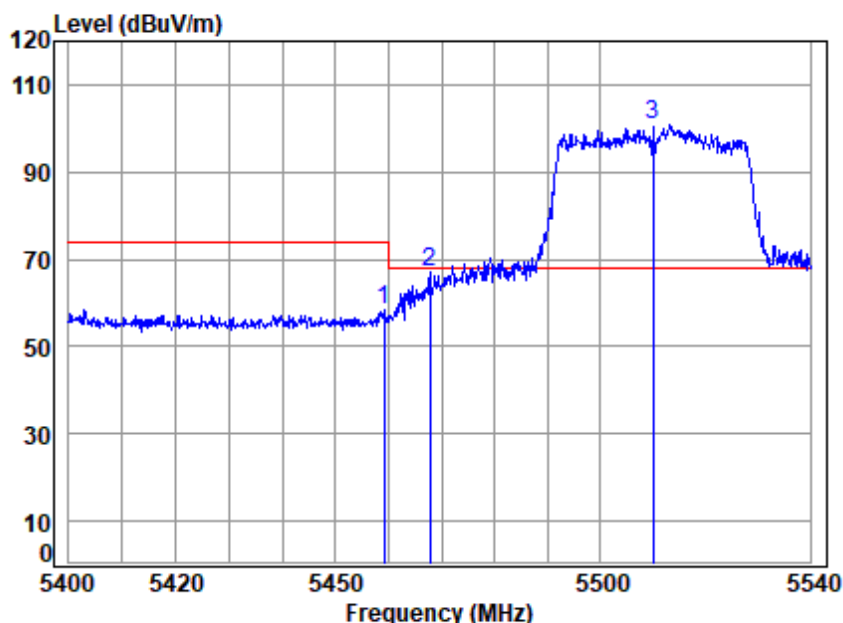
Site : chamber  
Condition: 3m HORIZONTAL  
Job No : 11025AT/11026AT  
Mode : 5510 Band edge  
: 5G WIFI 11AC40

		Cable	Ant	Preamp	Read	Limit	Over	
	Freq	Loss	Factor	Factor	Level	Level	Line	Limit Remark
	MHz	dB	dB/m	dB	dBuV	dBuV/m	dBuV/m	dB
1	5458.224	8.11	34.57	42.35	50.38	50.71	54.00	-3.29 Peak
2	5459.901	8.11	34.57	42.35	51.33	51.66	54.00	-2.34 Average
3	5510.000	8.18	34.61	42.35	92.74	93.18	-----	----- Average





Mode:g; Polarization:Vertical; Modulation:802.11ac; bandwidth:40MHz; Channel:Low

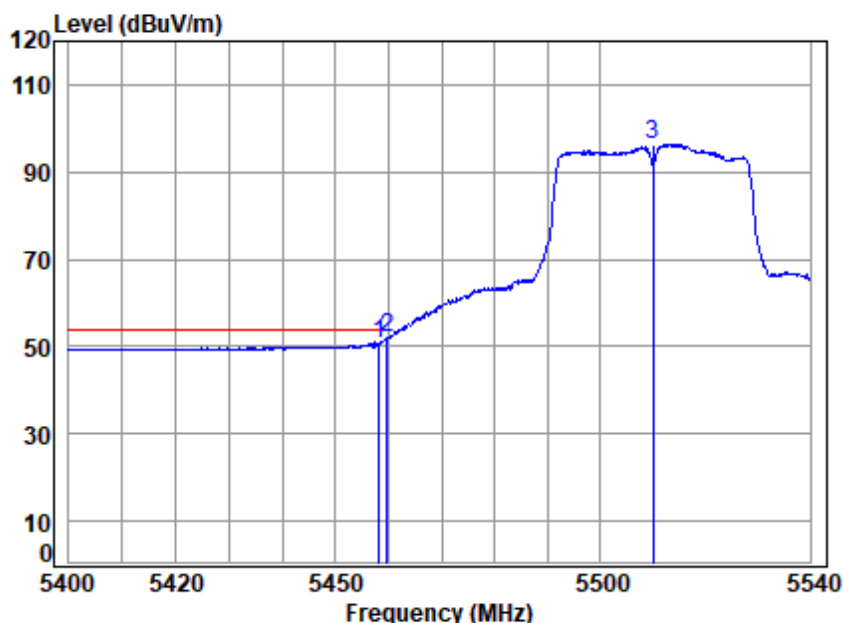


Site : chamber  
Condition: 3m VERTICAL  
Job No : 11025AT/11026AT  
Mode : 5510 Band edge  
: 5G WIFI 11AC40

		Cable	Ant	Preamp	Read	Limit	Over	
Freq		Loss	Factor	Factor	Level	Level	Line	Limit Remark
	MHz	dB	dB/m	dB	dBuV	dBuV/m	dBuV/m	dB
1	5459.202	8.11	34.57	42.35	58.21	58.54	74.00	-15.46 Peak
2	5467.732	8.13	34.58	42.35	66.83	67.19	68.20	-1.01 peak
3 *	5510.000	8.18	34.61	42.35	100.20	100.64	68.20	32.44 Peak



Mode:g; Polarization:Vertical; Modulation:802.11ac; bandwidth:40MHz; Channel:Low

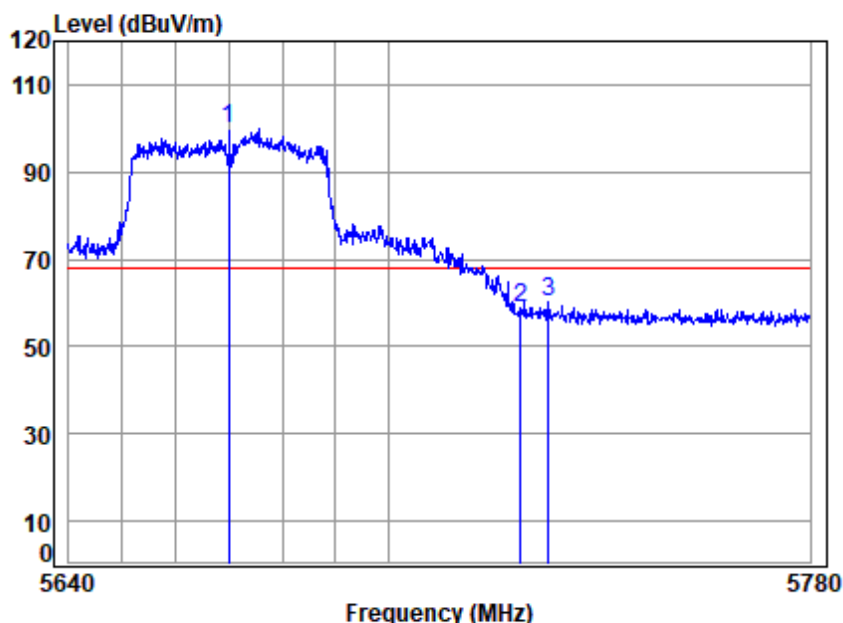


Site : chamber  
Condition: 3m VERTICAL  
Job No : 11025AT/11026AT  
Mode : 5510 Band edge  
: 5G WIFI 11AC40

		Cable	Ant	Preamp	Read	Limit	Over	
	Freq	Loss	Factor	Factor	Level	Level	Line	Limit Remark
	MHz	dB	dB/m	dB	dBuV	dBuV/m	dBuV/m	dB
1	5458.224	8.11	34.57	42.35	50.22	50.55	54.00	-3.45 Peak
2	5459.761	8.11	34.57	42.35	51.78	52.11	54.00	-1.89 Average
3	5510.000	8.18	34.61	42.35	95.87	96.31	-----	----- Average



Mode:g; Polarization:Horizontal; Modulation:802.11ac; bandwidth:40MHz; Channel:High

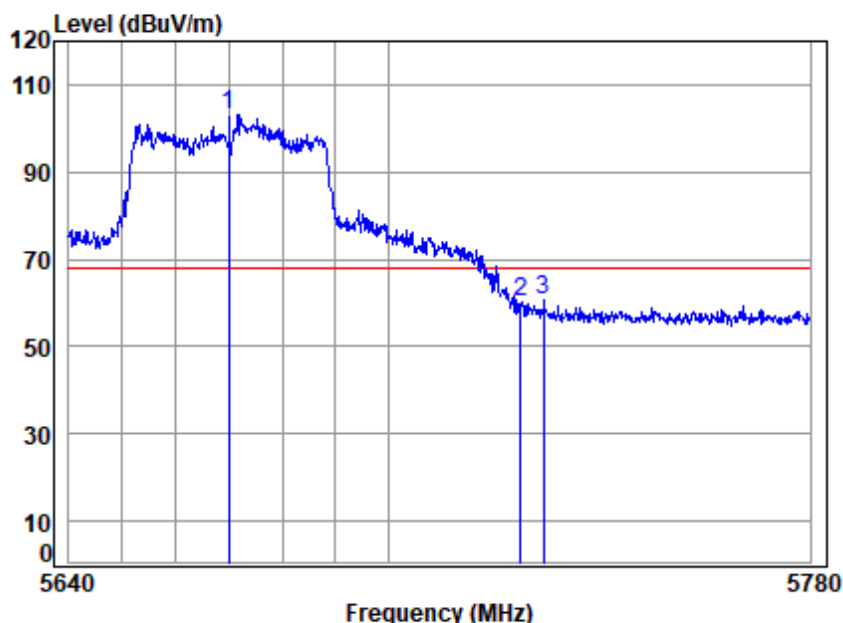


Site : chamber  
Condition: 3m HORIZONTAL  
Job No : 11025AT/11026AT  
Mode : 5670 Band edge  
: 5G WIFI 11AC40

		Cable	Ant	Preamp	Read	Limit	Over	
Freq		Loss	Factor	Factor	Level	Level	Line	Limit Remark
MHz		dB	dB/m	dB	dBuV	dBuV/m	dBuV/m	dB
1 *	5670.000	8.21	34.77	42.37	99.18	99.79	68.20	31.59 peak
2	5725.000	8.22	34.83	42.37	58.14	58.82	68.20	-9.38 peak
3	5730.188	8.22	34.84	42.37	59.67	60.36	68.20	-7.84 peak



Mode:g; Polarization:Vertical; Modulation:802.11ac; bandwidth:40MHz; Channel:High



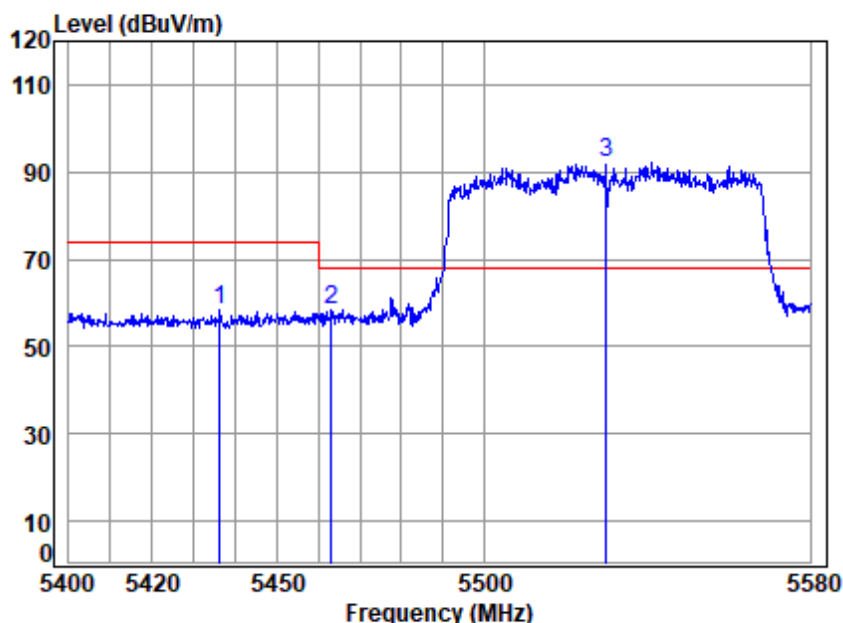
Site : chamber  
Condition: 3m VERTICAL  
Job No : 11025AT/11026AT  
Mode : 5670 Band edge  
: 5G WIFI 11AC40

		Cable	Ant	Preamp	Read	Limit	Over	
Freq		Loss	Factor	Factor	Level	Level	Line	Limit Remark
MHz		dB	dB/m	dB	dBuV	dBuV/m	dBuV/m	dB
1 *	5670.000	8.21	34.77	42.37	102.56	103.17	68.20	34.97 Peak
2	5725.000	8.22	34.83	42.37	59.41	60.09	68.20	-8.11 Peak
3	5729.345	8.22	34.83	42.37	60.08	60.76	68.20	-7.44 Peak





Mode:g; Polarization:Horizontal; Modulation:802.11ac; bandwidth:80MHz; Channel:Low

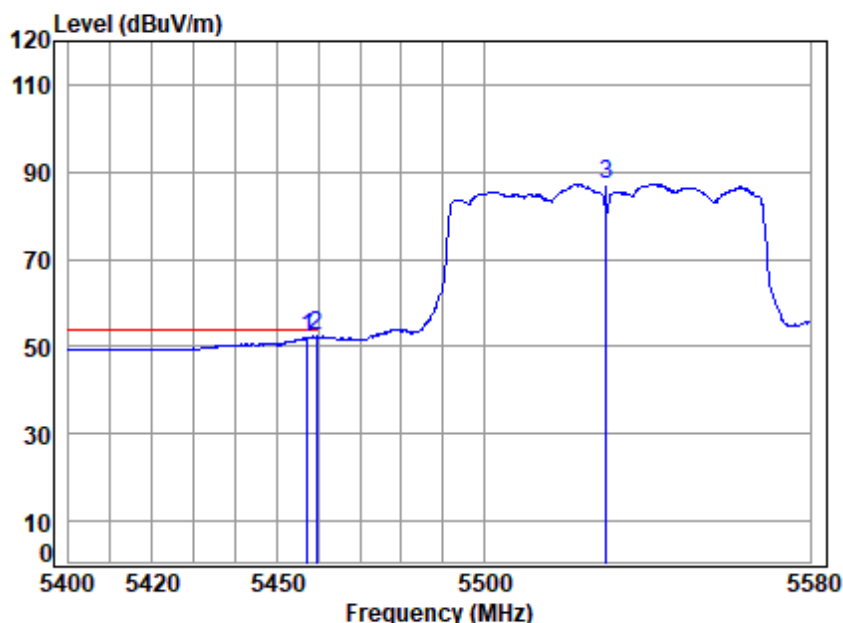


Site : chamber  
Condition: 3m HORIZONTAL  
Job No : 11025AT/11026AT  
Mode : 5530 Band edge  
: 5G WIFI 11AC80

		Cable	Ant	Preamp	Read	Limit	Over	
Freq		Loss	Factor	Factor	Level	Level	Line	Limit Remark
	MHz	dB	dB/m	dB	dBuV	dBuV/m	dBuV/m	dB
1	5436.242	8.07	34.55	42.35	58.14	58.41	74.00	-15.59 peak
2	5463.046	8.12	34.57	42.35	57.95	58.29	68.20	-9.91 peak
3 *	5530.000	8.19	34.63	42.36	91.71	92.17	68.20	23.97 peak



Mode:g; Polarization:Horizontal; Modulation:802.11ac; bandwidth:80MHz; Channel:Low

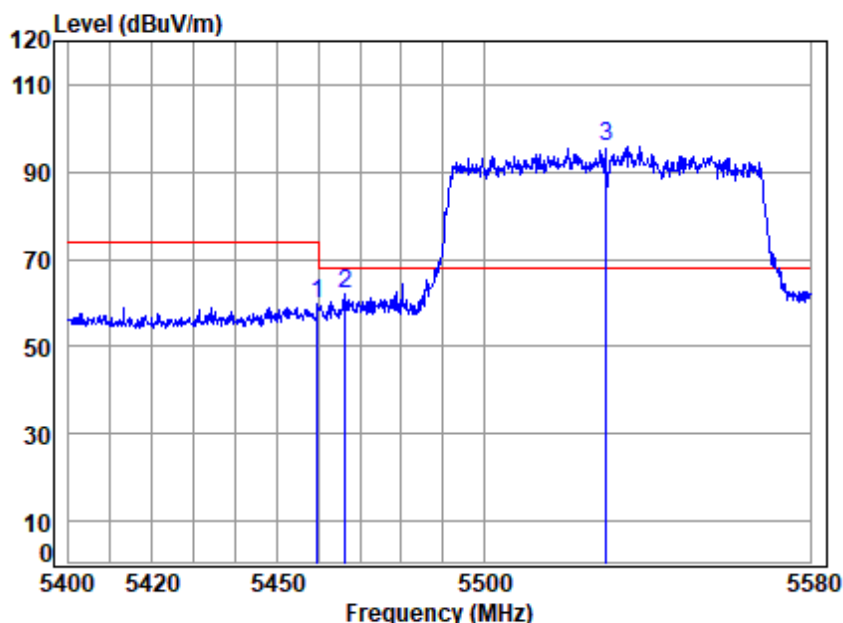


Site : chamber  
Condition: 3m HORIZONTAL  
Job No : 11025AT/11026AT  
Mode : 5530 Band edge  
: 5G WIFI 11AC80

		Cable	Ant	Preamp	Read	Limit	Over	
	Freq	Loss	Factor	Factor	Level	Level	Line	Limit Remark
	MHz	dB	dB/m	dB	dBuV	dBuV/m	dBuV/m	dB
1	5457.317	8.11	34.57	42.35	51.57	51.90	54.00	-2.10 Peak
2	5459.465	8.11	34.57	42.35	51.97	52.30	54.00	-1.70 Average
3	5530.000	8.19	34.63	42.36	86.76	87.22	-----	----- Average



Mode:g; Polarization:Vertical; Modulation:802.11ac; bandwidth:80MHz; Channel:Low

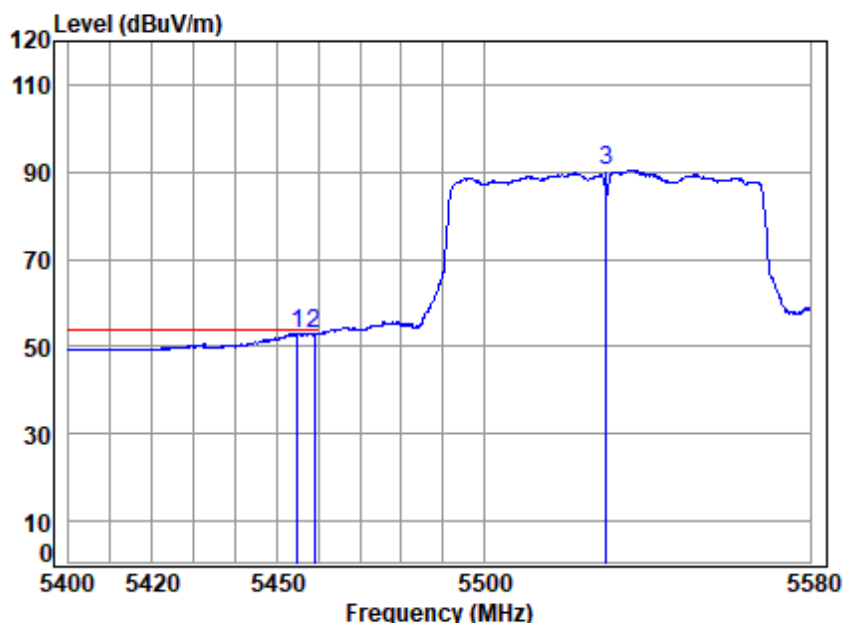


Site : chamber  
Condition: 3m VERTICAL  
Job No : 11025AT/11026AT  
Mode : 5530 Band edge  
: 5G WIFI 11AC80

		Cable	Ant	Preamp	Read	Limit	Over	
Freq		Loss	Factor	Factor	Level	Line	Limit	Remark
MHz		dB	dB/m	dB	dBuV	dBuV/m	dBuV/m	dB
1	5459.823	8.11	34.57	42.35	59.36	59.69	74.00	-14.31 Peak
2	5466.451	8.12	34.57	42.35	61.84	62.18	68.20	-6.02 peak
3 *	5530.000	8.19	34.63	42.36	95.30	95.76	68.20	27.56 Peak



Mode:g; Polarization:Vertical; Modulation:802.11ac; bandwidth:80MHz; Channel:Low



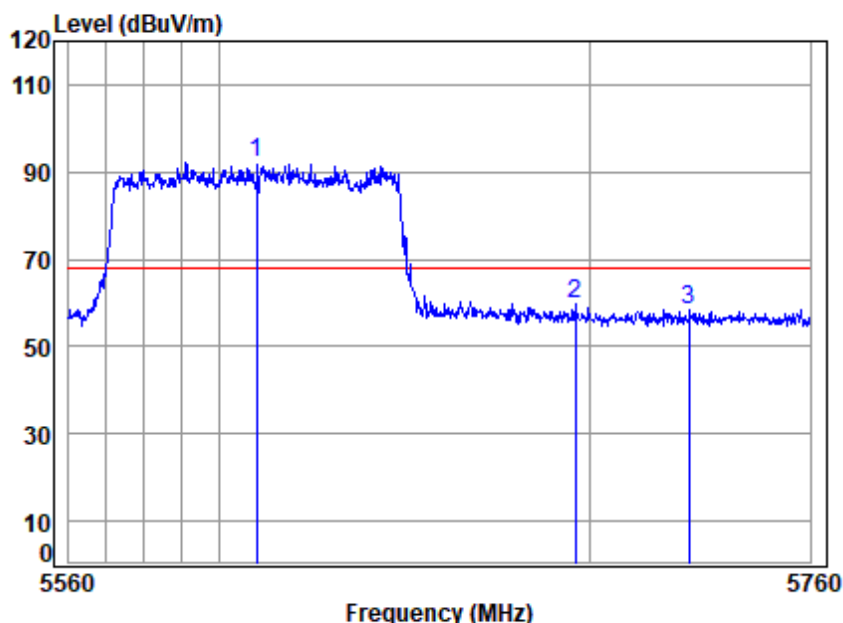
Site : chamber  
Condition: 3m VERTICAL  
Job No : 11025AT/11026AT  
Mode : 5530 Band edge  
: 5G WIFI 11AC80

		Cable	Ant	Preamp	Read	Limit	Over	
	Freq	Loss	Factor	Factor	Level	Level	Line	Limit Remark
	MHz	dB	dB/m	dB	dBuV	dBuV/m	dBuV/m	dB
1	5454.813	8.10	34.57	42.35	52.78	53.10	54.00	-0.90 Average
2	5458.928	8.11	34.57	42.35	52.55	52.88	54.00	-1.12 Peak
3	5530.000	8.19	34.63	42.36	90.07	90.53	-----	----- Average





Mode:g; Polarization:Horizontal; Modulation:802.11ac; bandwidth:80MHz; Channel:High

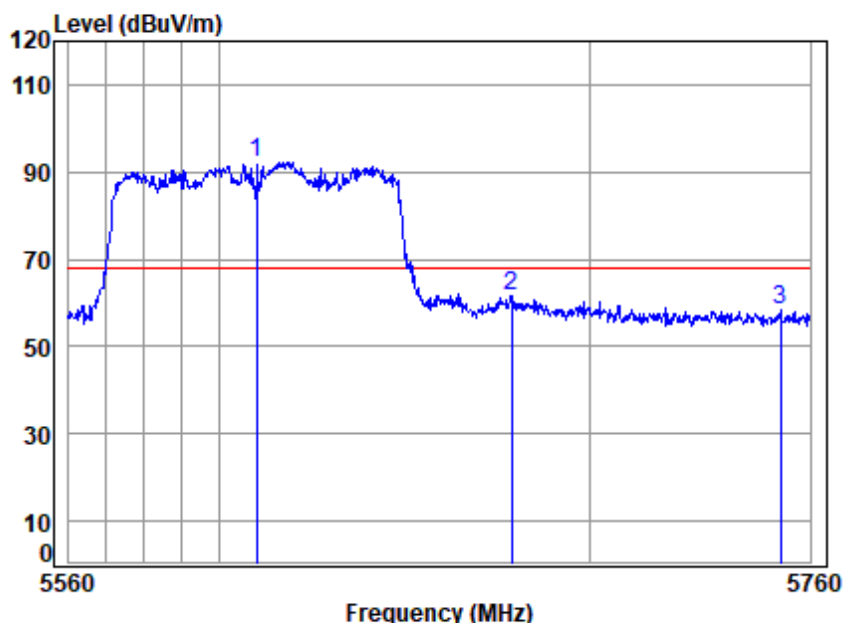


Site : chamber  
Condition: 3m HORIZONTAL  
Job No : 11025AT/11026AT  
Mode : 5610 Band edge  
: 5G WIFI 11AC80

		Cable	Ant	Preamp	Read	Limit	Over	
Freq		Loss	Factor	Factor	Level	Level	Line	Limit Remark
MHz		dB	dB/m	dB	dBuV	dBuV/m	dBuV/m	dB
1 *	5610.000	8.20	34.71	42.36	91.44	91.99	68.20	23.79 peak
2	5695.833	8.21	34.80	42.37	59.01	59.65	68.20	-8.55 Peak
3	5726.916	8.22	34.83	42.37	57.62	58.30	68.20	-9.90 peak



Mode:g; Polarization:Vertical; Modulation:802.11ac; bandwidth:80MHz; Channel:High

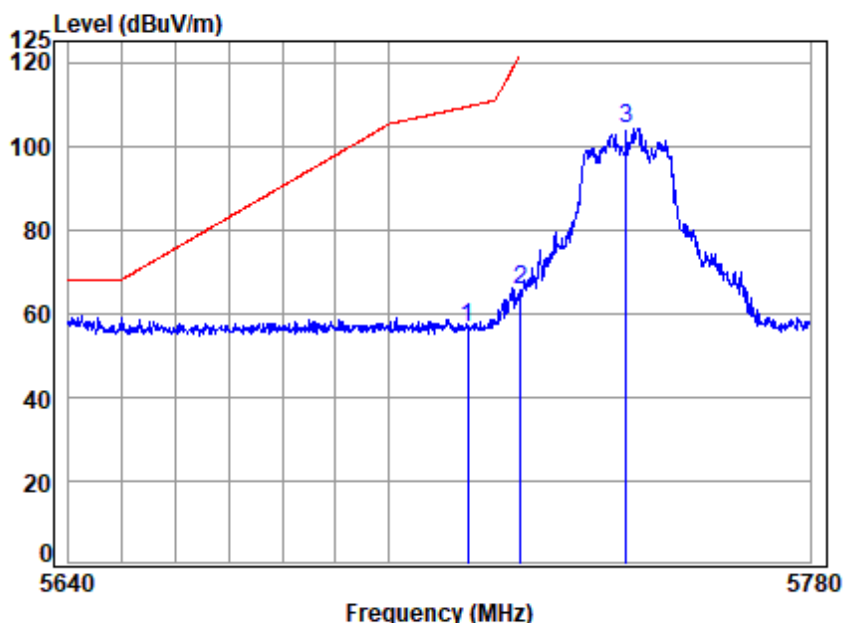


Site : chamber  
Condition: 3m VERTICAL  
Job No : 11025AT/11026AT  
Mode : 5610 Band edge  
: 5G WIFI 11AC80

		Cable	Ant	Preamp	Read	Limit	Over	
Freq		Loss	Factor	Factor	Level	Level	Line	Limit Remark
	MHz	dB	dB/m	dB	dBuV	dBuV/m	dBuV/m	dB
1 *	5610.000	8.20	34.71	42.36	91.78	92.33	68.20	24.13 Peak
2	5678.549	8.21	34.78	42.37	61.06	61.68	68.20	-6.52 Peak
3	5751.864	8.22	34.86	42.38	57.62	58.32	68.20	-9.88 Peak



Mode:h; Polarization:Horizontal; Modulation:802.11a; bandwidth:20MHz; Channel:Low

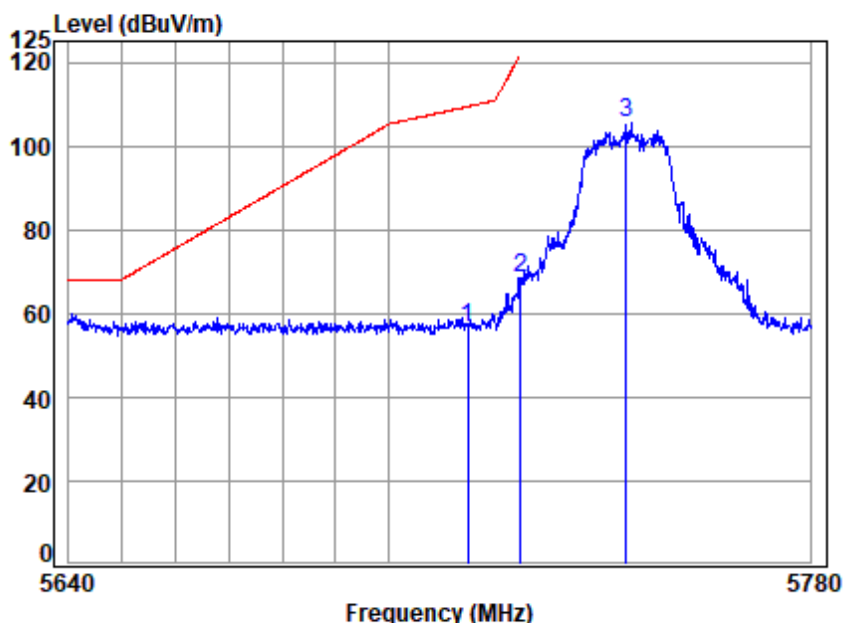


Site : chamber  
Condition: 3m HORIZONTAL  
Job No : 11025AT/11026AT  
Mode : 5745 Band edge  
: 5G WIFI 11A

		Cable	Ant	Preamp	Read	Limit	Over	
Freq		Loss	Factor	Factor	Level	Level	Line	Limit Remark
MHz		dB	dB/m	dB	dBuV	dBuV/m	dBuV/m	dB
1	5715.000	8.22	34.82	42.37	55.89	56.56	109.40	-52.84 peak
2	5725.000	8.22	34.83	42.37	65.07	65.75	122.20	-56.45 peak
3	5745.000	8.22	34.85	42.38	103.46	104.15	-----	----- peak



Mode:h; Polarization:Vertical; Modulation:802.11a; bandwidth:20MHz; Channel:Low



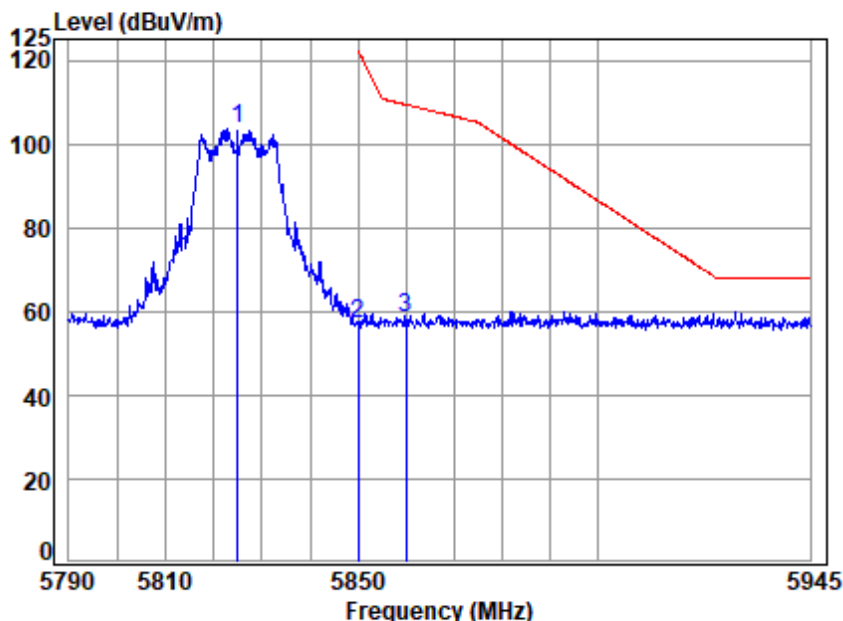
Site : chamber  
Condition: 3m VERTICAL  
Job No : 11025AT/11026AT  
Mode : 5745 Band edge  
: 5G WIFI 11A

		Cable	Ant	Preamp	Read	Limit	Over	
Freq		Loss	Factor	Factor	Level	Level	Line	Limit Remark
	MHz	dB	dB/m	dB	dBuV	dBuV/m	dBuV/m	dB
1	5715.000	8.22	34.82	42.37	56.10	56.77	109.40	-52.63 peak
2	5725.000	8.22	34.83	42.37	67.75	68.43	122.20	-53.77 peak
3	5745.000	8.22	34.85	42.38	104.99	105.68	-----	----- peak





Mode:h; Polarization:Horizontal; Modulation:802.11a; bandwidth:20MHz; Channel:High

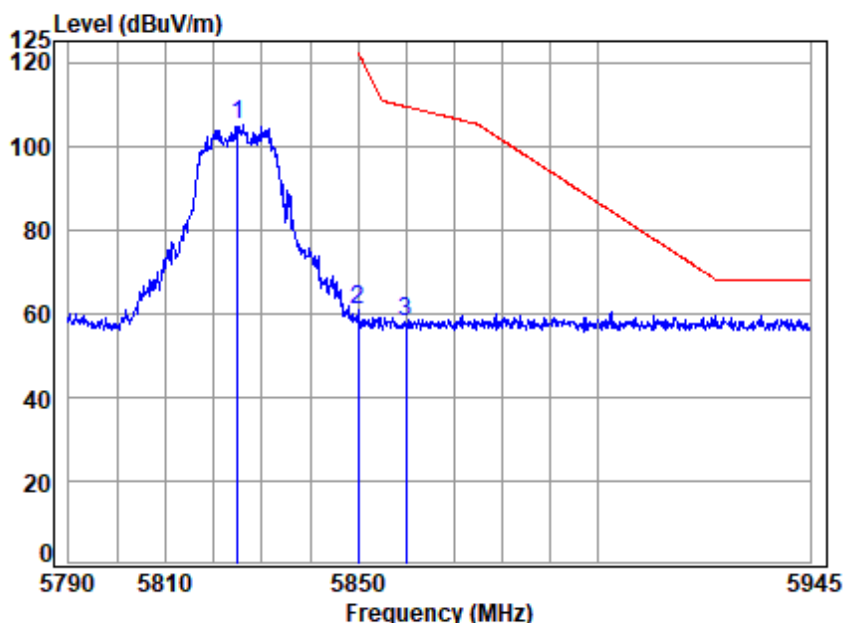


Site : chamber  
Condition: 3m HORIZONTAL  
Job No : 11025AT/11026AT  
Mode : 5825 Band edge  
: 5G WIFI 11A

		Cable	Ant	Preamp	Read		Limit	Over	
	Freq	Loss	Factor	Factor	Level	Level	Line	Limit	Remark
	MHz	dB	dB/m	dB	dBuV	dBuV/m	dBuV/m	dB	
1	5825.000	8.23	34.93	42.38	102.89	103.67	-----	-----	peak
2	5850.000	8.24	34.95	42.39	56.23	57.03	122.20	-65.17	peak
3	5860.000	8.24	34.96	42.39	57.84	58.65	109.40	-50.75	peak



Mode:h; Polarization:Vertical; Modulation:802.11a; bandwidth:20MHz; Channel:High

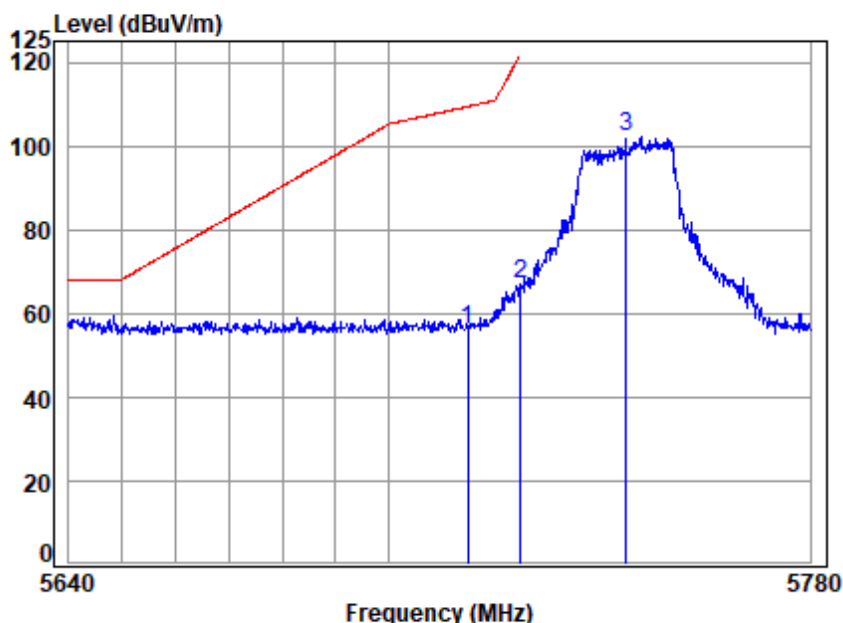


Site : chamber  
Condition: 3m VERTICAL  
Job No : 11025AT/11026AT  
Mode : 5825 Band edge  
: 5G WIFI 11A

		Cable	Ant	Preamp	Read		Limit	Over	
	Freq	Loss	Factor	Factor	Level	Level	Line	Limit	Remark
	MHz	dB	dB/m	dB	dBuV	dBuV/m	dBuV/m	dB	
1	5825.000	8.23	34.93	42.38	104.20	104.98	-----	-----	peak
2	5850.000	8.24	34.95	42.39	59.84	60.64	122.20	-61.56	peak
3	5860.000	8.24	34.96	42.39	57.00	57.81	109.40	-51.59	peak



Mode:h; Polarization:Horizontal; Modulation:802.11n; bandwidth:20MHz; Channel:Low

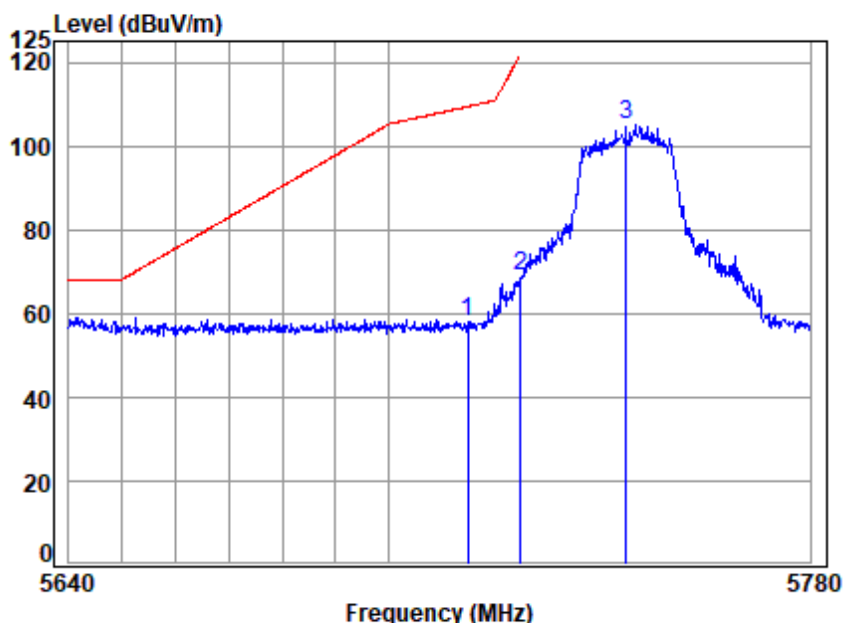


Site : chamber  
Condition: 3m HORIZONTAL  
Job No : 11025AT/11026AT  
Mode : 5745 Band edge  
: 5G WIFI 11N20

		Cable	Ant	Preamp	Read	Limit	Over	
	Freq	Loss	Factor	Factor	Level	Level	Line	Limit Remark
	MHz	dB	dB/m	dB	dBuV	dBuV/m	dBuV/m	dB
1	5715.000	8.22	34.82	42.37	55.23	55.90	109.40	-53.50 peak
2	5725.000	8.22	34.83	42.37	66.31	66.99	122.20	-55.21 peak
3	5745.000	8.22	34.85	42.38	101.57	102.26	-----	----- peak



Mode:h; Polarization:Vertical; Modulation:802.11n; bandwidth:20MHz; Channel:Low



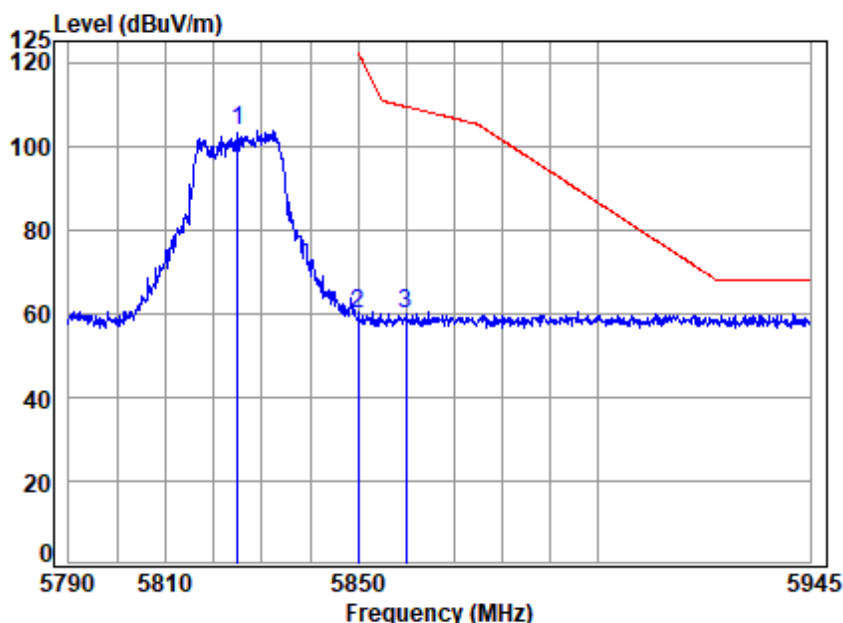
Site : chamber  
Condition: 3m VERTICAL  
Job No : 11025AT/11026AT  
Mode : 5745 Band edge  
: 5G WIFI 11N20

		Cable	Ant	Preamp	Read	Limit	Over	
	Freq	Loss	Factor	Factor	Level	Level	Line	Limit Remark
	MHz	dB	dB/m	dB	dBuV	dBuV/m	dBuV/m	dB
1	5715.000	8.22	34.82	42.37	57.38	58.05	109.40	-51.35 peak
2	5725.000	8.22	34.83	42.37	68.41	69.09	122.20	-53.11 peak
3	5745.000	8.22	34.85	42.38	104.11	104.80	-----	----- peak





Mode:h; Polarization:Horizontal; Modulation:802.11n; bandwidth:20MHz; Channel:High

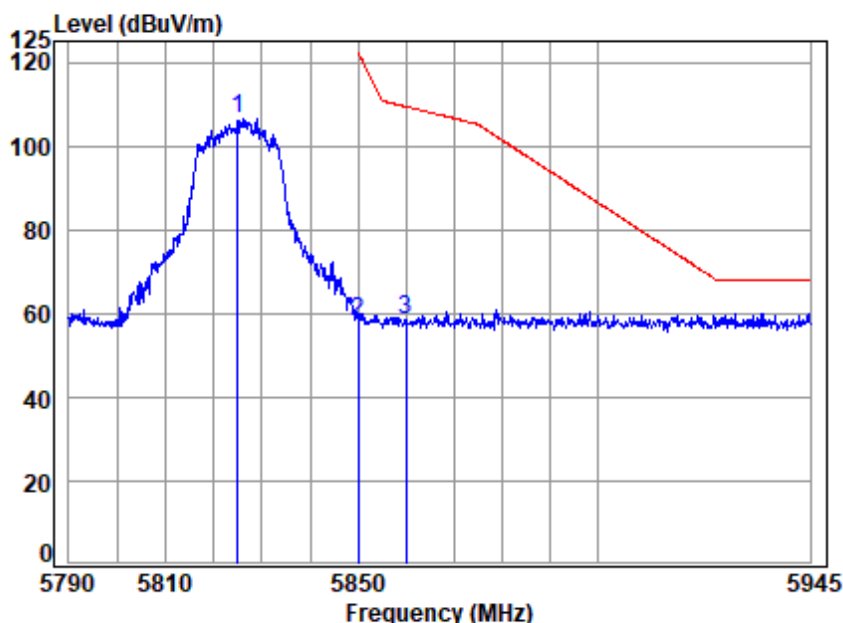


Site : chamber  
Condition: 3m HORIZONTAL  
Job No : 11025AT/11026AT  
Mode : 5825 Band edge  
: 5G WIFI 11N20

		Cable	Ant	Preamp	Read	Limit	Over	
Freq		Loss	Factor	Factor	Level	Level	Line	Limit Remark
MHz		dB	dB/m	dB	dBuV	dBuV/m	dBuV/m	dB
1	5825.000	8.23	34.93	42.38	102.81	103.59	-----	----- peak
2	5850.000	8.24	34.95	42.39	58.91	59.71	122.20	-62.49 peak
3	5860.000	8.24	34.96	42.39	59.16	59.97	109.40	-49.43 peak



Mode:h; Polarization:Vertical; Modulation:802.11n; bandwidth:20MHz; Channel:High

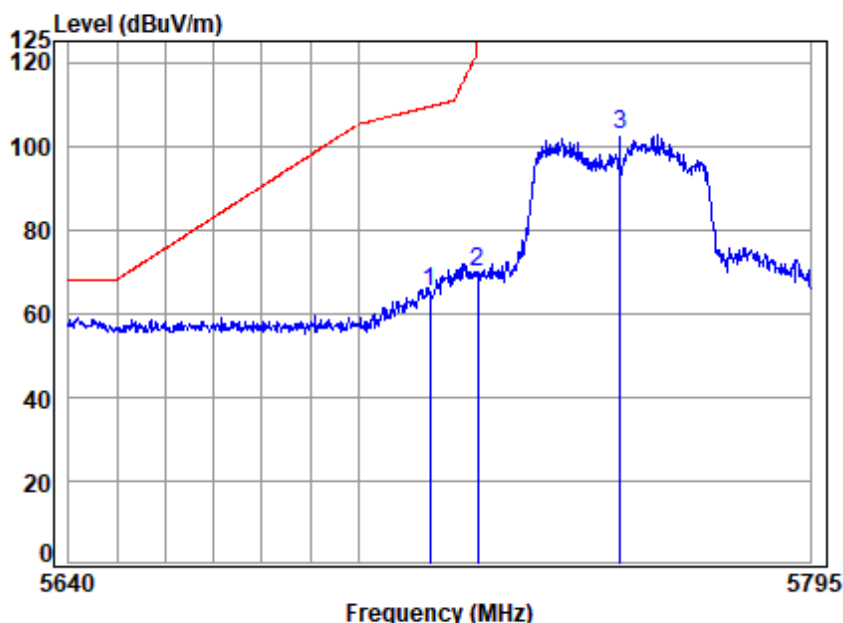


Site : chamber  
Condition: 3m VERTICAL  
Job No : 11025AT/11026AT  
Mode : 5825 Band edge  
: 5G WIFI 11N20

		Cable	Ant	Preamp	Read	Limit	Over	
Freq		Loss	Factor	Factor	Level	Level	Line	Limit Remark
	MHz	dB	dB/m	dB	dBuV	dBuV/m	dBuV/m	dB
1	5825.000	8.23	34.93	42.38	105.48	106.26	-----	----- peak
2	5850.000	8.24	34.95	42.39	57.42	58.22	122.20	-63.98 peak
3	5860.000	8.24	34.96	42.39	57.82	58.63	109.40	-50.77 peak



Mode:h; Polarization:Horizontal; Modulation:802.11n; bandwidth:40MHz; Channel:Low

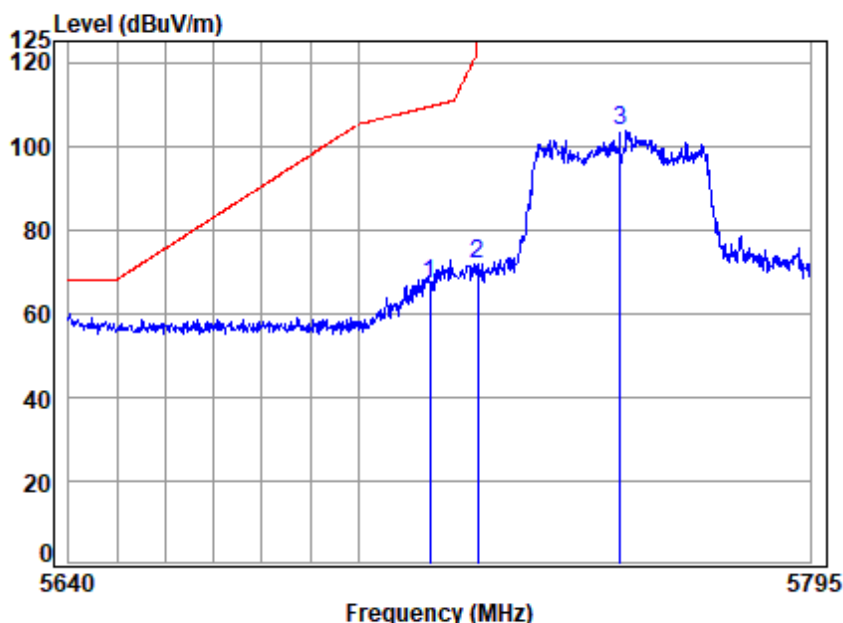


Site : chamber  
Condition: 3m HORIZONTAL  
Job No : 11025AT/11026AT  
Mode : 5755 Band edge  
: 5G WIFI 11N40

		Cable	Ant	Preamp	Read	Limit	Over	
Freq		Loss	Factor	Factor	Level	Level	Line	Limit Remark
MHz		dB	dB/m	dB	dBuV	dBuV/m	dBuV/m	dB
1	5715.000	8.22	34.82	42.37	64.64	65.31	109.40	-44.09 peak
2	5725.000	8.22	34.83	42.37	69.22	69.90	122.20	-52.30 peak
3	5755.000	8.22	34.86	42.38	102.00	102.70	-----	----- peak



Mode:h; Polarization:Vertical; Modulation:802.11n; bandwidth:40MHz; Channel:Low



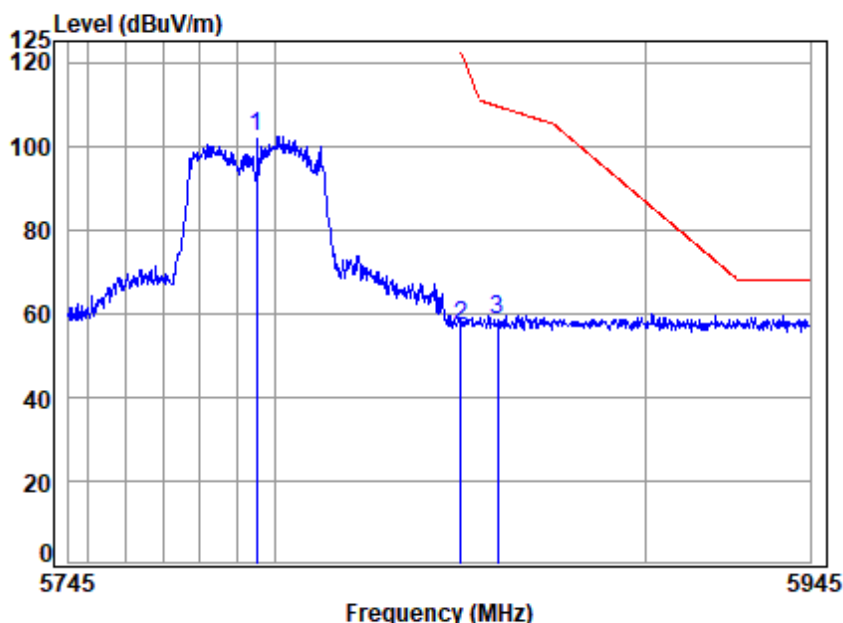
Site : chamber  
Condition: 3m VERTICAL  
Job No : 11025AT/11026AT  
Mode : 5755 Band edge  
: 5G WIFI 11N40

		Cable	Ant	Preamp	Read	Limit	Over	
Freq		Loss	Factor	Factor	Level	Level	Line	Limit Remark
MHz		dB	dB/m	dB	dBuV	dBuV/m	dBuV/m	dB
1	5715.000	8.22	34.82	42.37	66.17	66.84	109.40	-42.56 peak
2	5725.000	8.22	34.83	42.37	70.99	71.67	122.20	-50.53 peak
3	5755.000	8.22	34.86	42.38	102.75	103.45	-----	----- peak





Mode:h; Polarization:Horizontal; Modulation:802.11n; bandwidth:40MHz; Channel:High

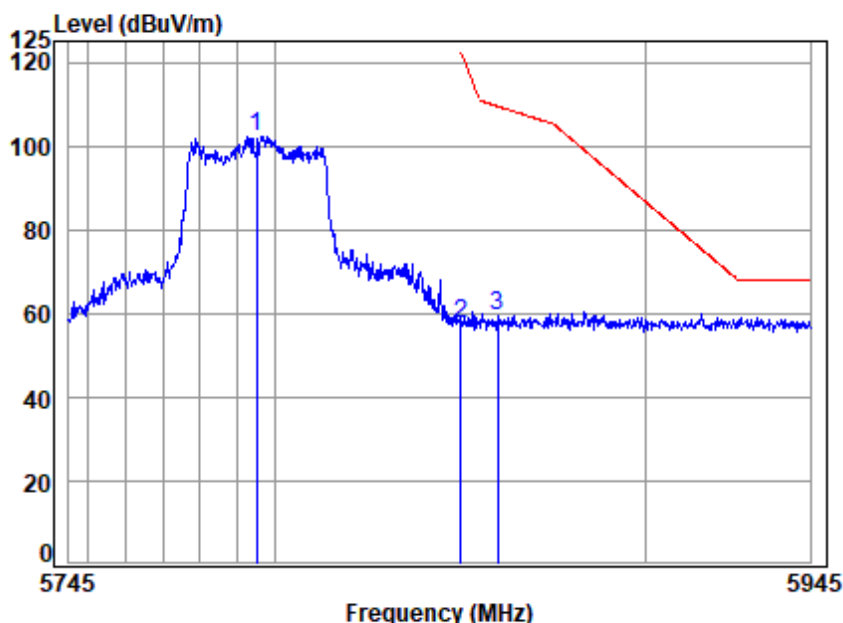


Site : chamber  
Condition: 3m HORIZONTAL  
Job No : 11025AT/11026AT  
Mode : 5795 Band edge  
: 5G WIFI 11N40

		Cable	Ant	Preamp	Read	Limit	Over	
Freq		Loss	Factor	Factor	Level	Level	Line	Limit Remark
MHz		dB	dB/m	dB	dBuV	dBuV/m	dBuV/m	dB
1	5795.000	8.23	34.90	42.38	101.43	102.18	-----	----- peak
2	5850.000	8.24	34.95	42.39	56.44	57.24	122.20	-64.96 peak
3	5860.000	8.24	34.96	42.39	57.85	58.66	109.40	-50.74 peak



Mode:h; Polarization:Vertical; Modulation:802.11n; bandwidth:40MHz; Channel:High

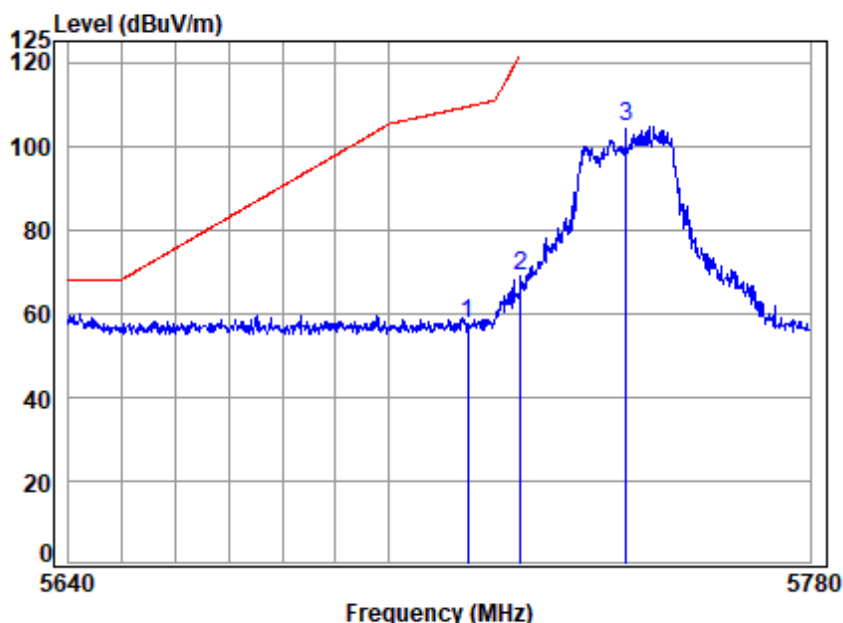


Site : chamber  
Condition: 3m VERTICAL  
Job No : 11025AT/11026AT  
Mode : 5795 Band edge  
: 5G WIFI 11N40

		Cable	Ant	Preamp	Read	Limit	Over	
Freq		Loss	Factor	Factor	Level	Level	Line	Limit Remark
	MHz	dB	dB/m	dB	dBuV	dBuV/m	dBuV/m	dB
1	5795.000	8.23	34.90	42.38	101.63	102.38	-----	----- peak
2	5850.000	8.24	34.95	42.39	56.74	57.54	122.20	-64.66 peak
3	5860.000	8.24	34.96	42.39	58.41	59.22	109.40	-50.18 peak



Mode:h; Polarization:Horizontal; Modulation:802.11ac; bandwidth:20MHz; Channel:Low

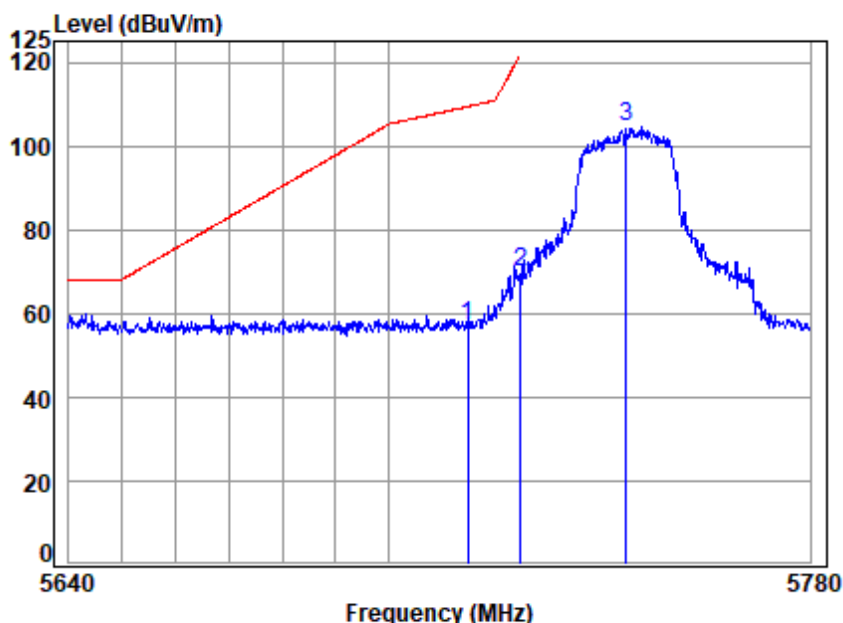


Site : chamber  
Condition: 3m HORIZONTAL  
Job No : 11025AT/11026AT  
Mode : 5745 Band edge  
: 5G WIFI 11AC20

		Cable	Ant	Preamp	Read	Limit	Over	
Freq		Loss	Factor	Factor	Level	Level	Line	Limit Remark
	MHz	dB	dB/m	dB	dBuV	dBuV/m	dBuV/m	dB
1	5715.000	8.22	34.82	42.37	56.62	57.29	109.40	-52.11 peak
2	5725.000	8.22	34.83	42.37	68.12	68.80	122.20	-53.40 peak
3	5745.000	8.22	34.85	42.38	103.88	104.57	-----	----- peak



Mode:h; Polarization:Vertical; Modulation:802.11ac; bandwidth:20MHz; Channel:Low



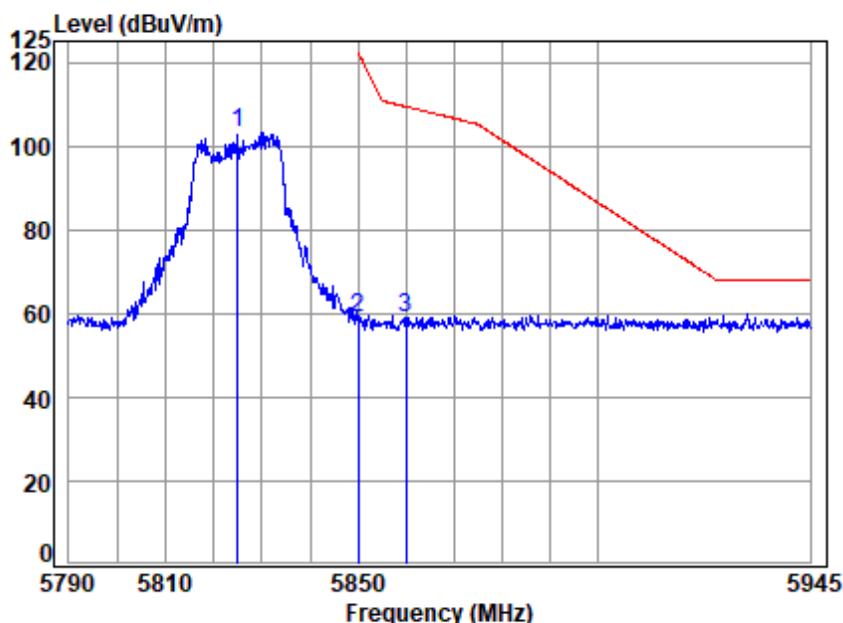
Site : chamber  
Condition: 3m VERTICAL  
Job No : 11025AT/11026AT  
Mode : 5745 Band edge  
: 5G WIFI 11AC20

		Cable	Ant	Preamp	Read	Limit	Over	
Freq		Loss	Factor	Factor	Level	Level	Line	Limit Remark
	MHz	dB	dB/m	dB	dBuV	dBuV/m	dBuV/m	dB
1	5715.000	8.22	34.82	42.37	56.22	56.89	109.40	-52.51 peak
2	5725.000	8.22	34.83	42.37	69.01	69.69	122.20	-52.51 peak
3	5745.000	8.22	34.85	42.38	103.67	104.36	-----	----- peak





Mode:h; Polarization:Horizontal; Modulation:802.11ac; bandwidth:20MHz; Channel:High

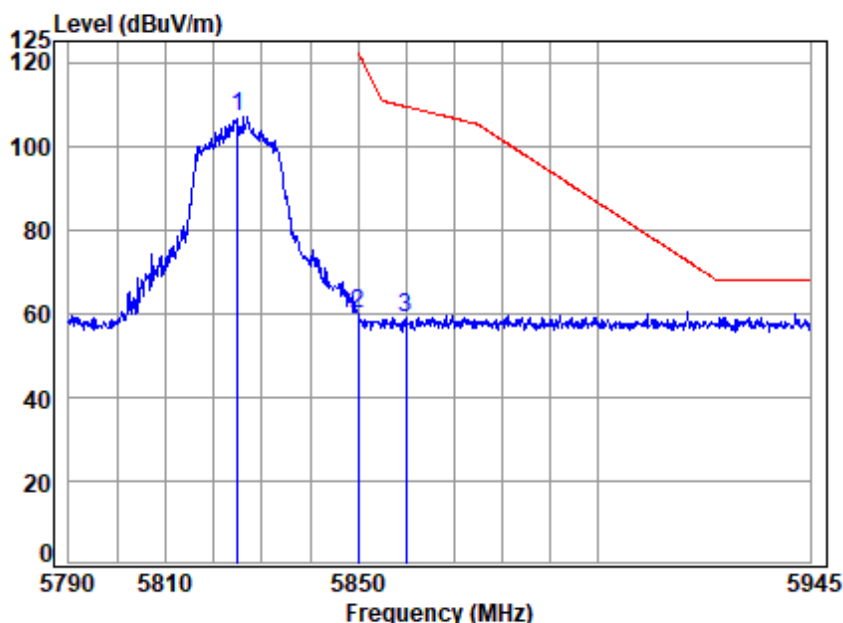


Site : chamber  
Condition: 3m HORIZONTAL  
Job No : 11025AT/11026AT  
Mode : 5825 Band edge  
: 5G WIFI 11AC20

		Cable	Ant	Preamp	Read		Limit	Over	
	Freq	Loss	Factor	Factor	Level	Level	Line	Limit	Remark
	MHz	dB	dB/m	dB	dBuV	dBuV/m	dBuV/m	dB	
1	5825.000	8.23	34.93	42.38	102.20	102.98	-----	-----	peak
2	5850.000	8.24	34.95	42.39	58.27	59.07	122.20	-63.13	peak
3	5860.000	8.24	34.96	42.39	58.30	59.11	109.40	-50.29	peak



Mode:h; Polarization:Vertical; Modulation:802.11ac; bandwidth:20MHz; Channel:High

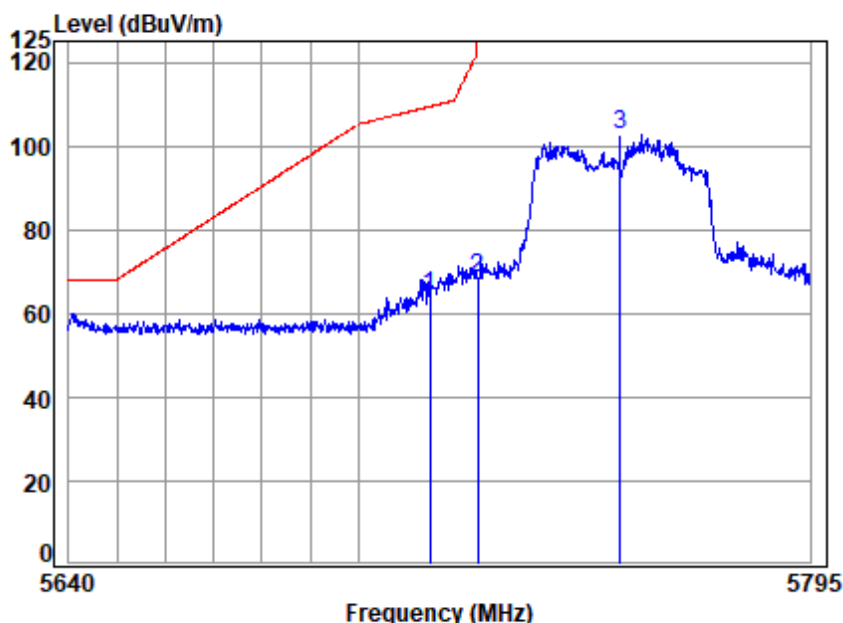


Site : chamber  
Condition: 3m VERTICAL  
Job No : 11025AT/11026AT  
Mode : 5825 Band edge  
: 5G WIFI 11AC20

		Cable	Ant	Preamp	Read		Limit	Over	
	Freq	Loss	Factor	Factor	Level	Level	Line	Limit	Remark
	MHz	dB	dB/m	dB	dBuV	dBuV/m	dBuV/m	dB	
1	5825.000	8.23	34.93	42.38	106.20	106.98	-----	-----	peak
2	5850.000	8.24	34.95	42.39	59.27	60.07	122.20	-62.13	peak
3	5860.000	8.24	34.96	42.39	58.12	58.93	109.40	-50.47	peak



Mode:h; Polarization:Horizontal; Modulation:802.11ac; bandwidth:40MHz; Channel:Low

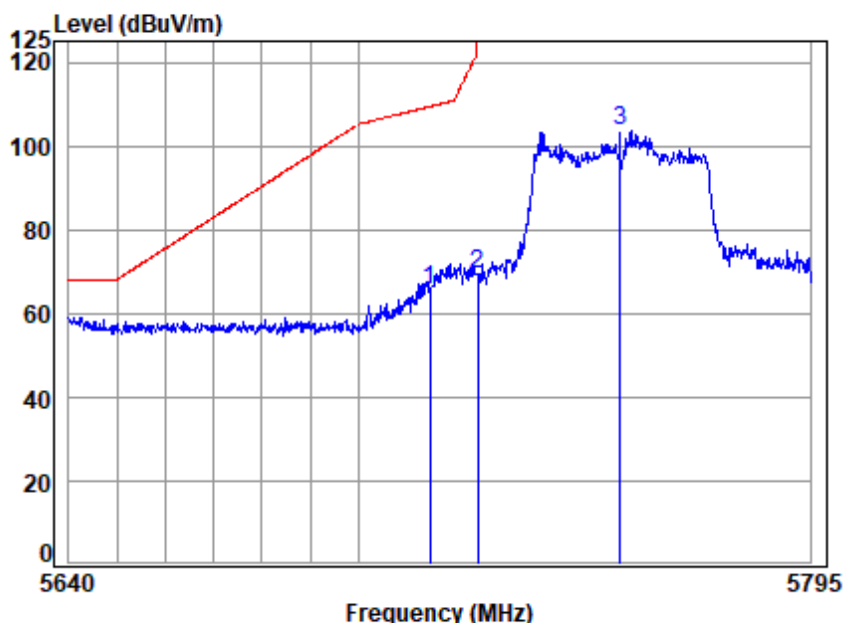


Site : chamber  
Condition: 3m HORIZONTAL  
Job No : 11025AT/11026AT  
Mode : 5755 Band edge  
: 5G WIFI 11AC40

		Cable	Ant	Preamp	Read	Limit	Over	
Freq		Loss	Factor	Factor	Level	Level	Line	Limit Remark
MHz		dB	dB/m	dB	dBuV	dBuV/m	dBuV/m	dB
1	5715.000	8.22	34.82	42.37	63.27	63.94	109.40	-45.46 peak
2	5725.000	8.22	34.83	42.37	67.85	68.53	122.20	-53.67 peak
3	5755.000	8.22	34.86	42.38	101.99	102.69	-----	----- peak



Mode:h; Polarization:Vertical; Modulation:802.11ac; bandwidth:40MHz; Channel:Low



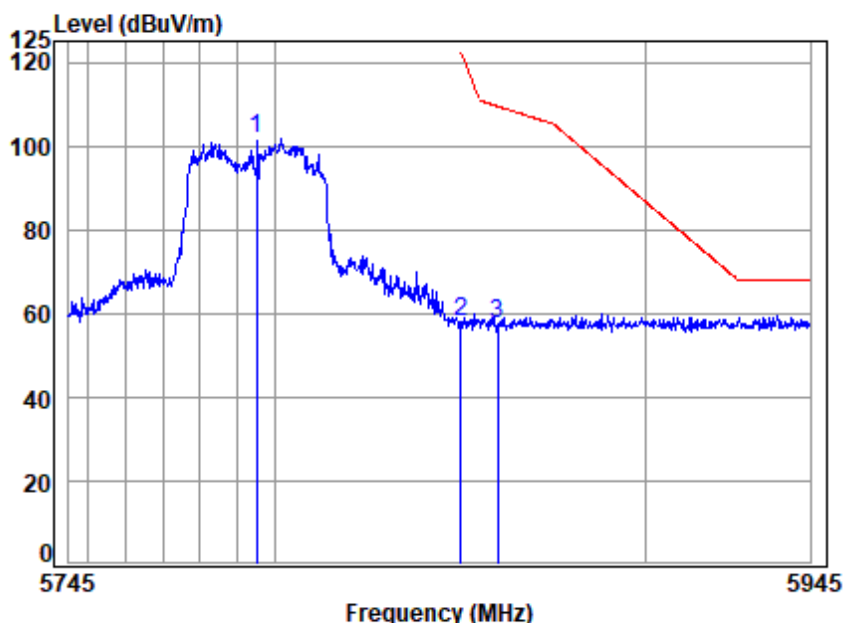
Site : chamber  
Condition: 3m VERTICAL  
Job No : 11025AT/11026AT  
Mode : 5755 Band edge  
: 5G WIFI 11AC40

		Cable	Ant	Preamp	Read	Limit	Over	
Freq		Loss	Factor	Factor	Level	Level	Line	Limit Remark
	MHz	dB	dB/m	dB	dBuV	dBuV/m	dBuV/m	dB
1	5715.000	8.22	34.82	42.37	64.74	65.41	109.40	-43.99 peak
2	5725.000	8.22	34.83	42.37	68.90	69.58	122.20	-52.62 peak
3	5755.000	8.22	34.86	42.38	102.75	103.45	-----	----- peak





Mode:h; Polarization:Horizontal; Modulation:802.11ac; bandwidth:40MHz; Channel:High

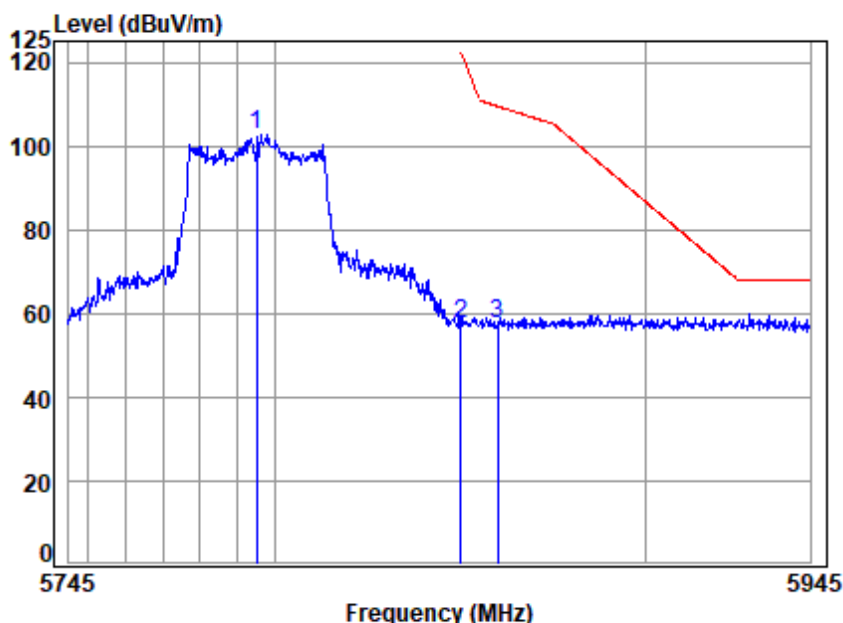


Site : chamber  
Condition: 3m HORIZONTAL  
Job No : 11025AT/11026AT  
Mode : 5795 Band edge  
: 5G WIFI 11AC40

		Cable	Ant	Preamp	Read	Limit	Over	
Freq		Loss	Factor	Factor	Level	Level	Line	Limit Remark
	MHz	dB	dB/m	dB	dBuV	dBuV/m	dBuV/m	dB
1	5795.000	8.23	34.90	42.38	101.19	101.94	-----	----- peak
2	5850.000	8.24	34.95	42.39	57.21	58.01	122.20	-64.19 peak
3	5860.000	8.24	34.96	42.39	56.76	57.57	109.40	-51.83 peak



Mode:h; Polarization:Vertical; Modulation:802.11ac; bandwidth:40MHz; Channel:High



Site : chamber  
Condition: 3m VERTICAL  
Job No : 11025AT/11026AT  
Mode : 5795 Band edge  
: 5G WIFI 11AC40

		Cable	Ant	Preamp	Read	Limit	Over	
Freq		Loss	Factor	Factor	Level	Level	Line	Limit Remark
	MHz	dB	dB/m	dB	dBuV	dBuV/m	dBuV/m	dB
1	5795.000	8.23	34.90	42.38	101.99	102.74	-----	----- peak
2	5850.000	8.24	34.95	42.39	56.53	57.33	122.20	-64.87 peak
3	5860.000	8.24	34.96	42.39	56.79	57.60	109.40	-51.80 peak



## 7.12 Frequency Stability

Test Requirement	47 CFR Part 15, Subpart C 15.407 (g)
Test Method:	ANSI C63.10 (2013) Section 6.8
Limit:	The frequency tolerance shall be maintained within the band of operation frequency over a temperature variation of 0 degrees to 35 degrees C at normal supply voltage, and for a variation in the primary supply voltage from 85% to 115% of the rated supply voltage at a temperature of 20 degrees C.



### 7.12.1 E.U.T. Operation

Operating Environment:

Temperature: 25.9 °C Humidity: 49.3 % RH Atmospheric Pressure: 1015 mbar

Test modes: e:TX mode (Band 1)\_Keep the EUT in continuously transmitting mode with all modulation types. All data rates for each modulation type have been tested and found the data rate @ 6Mbps is the worst case of IEEE 802.11a; data rate @ MCS0 is the worst case of IEEE 802.11n(HT20); data rate @ MCS0 is the worst case of IEEE 802.11n(HT40); data rate @ MCS0 is the worst case of IEEE 802.11ac(VHT20); data rate @ MCS0 is the worst case of IEEE 802.11ac(VHT40); data rate @ MCS0 is the worst case of IEEE 802.11ac(VHT80). Only the data of worst case is recorded in the report.

f:TX mode (Band 2A)\_Keep the EUT in continuously transmitting mode with all modulation types. All data rates for each modulation type have been tested and found the data rate @ 6Mbps is the worst case of IEEE 802.11a; data rate @ MCS0 is the worst case of IEEE 802.11n(HT20); data rate @ MCS0 is the worst case of IEEE 802.11n(HT40); data rate @ MCS0 is the worst case of IEEE 802.11ac(VHT20); data rate @ MCS0 is the worst case of IEEE 802.11ac(VHT40); data rate @ MCS0 is the worst case of IEEE 802.11ac(VHT80). Only the data of worst case is recorded in the report.

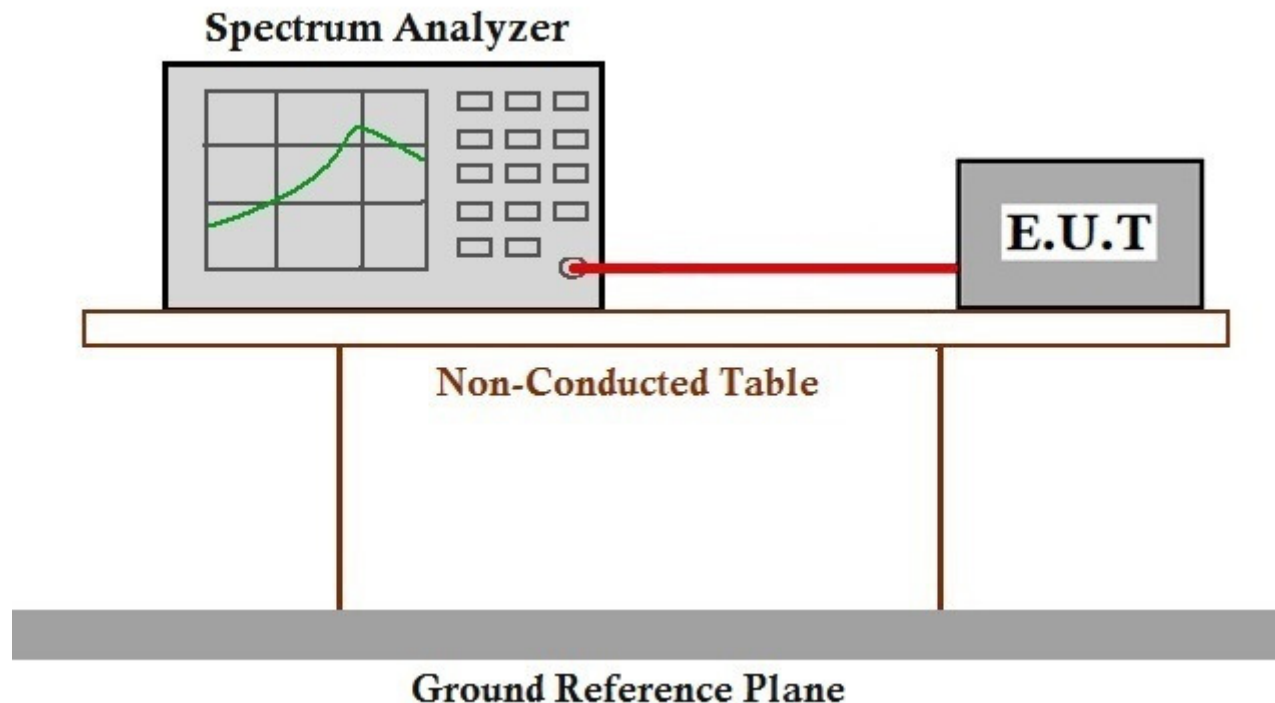
g:TX mode (Band 2C)\_Keep the EUT in continuously transmitting mode with all modulation types. All data rates for each modulation type have been tested and found the data rate @ 6Mbps is the worst case of IEEE 802.11a; data rate @ MCS0 is the worst case of IEEE 802.11n(HT20); data rate @ MCS0 is the worst case of IEEE 802.11n(HT40); data rate @ MCS0 is the worst case of IEEE 802.11ac(VHT20); data rate @ MCS0 is the worst case of IEEE 802.11ac(VHT40); data rate @ MCS0 is the worst case of IEEE 802.11ac(VHT80). Only the data of worst case is recorded in the report.

h:TX mode (Band 3)\_Keep the EUT in continuously transmitting mode with all modulation types. All data rates for each modulation type have been tested and found the data rate @ 6Mbps is the worst case of IEEE 802.11a; data rate @ MCS0 is the worst case of IEEE 802.11n(HT20); data rate @ MCS0 is the worst case of IEEE 802.11n(HT40); data rate @ MCS0 is the worst case of IEEE 802.11ac(VHT20); data rate @ MCS0 is the worst case of IEEE 802.11ac(VHT40); data rate @ MCS0 is the worst case of IEEE 802.11ac(VHT80). Only the data of worst case is recorded in the report.





## 7.12.2 Test Setup Diagram



## 7.12.3 Measurement Procedure and Data

The detailed test data see: Appendix 15.407

## 8 Photographs

### 8.1 Test Setup Photos

Refer to Setup Photos

### 8.2 EUT Constructional Details (EUT Photos)

Refer to EUT External and Internal photos



Unless otherwise agreed in writing, this document is issued by the Company subject to its General Conditions of Service printed overleaf, available on request or accessible at <http://www.sgs.com/en/Terms-and-Conditions.aspx> and, for electronic format documents, subject to Terms and Conditions for Electronic Documents at <http://www.sgs.com/en/Terms-and-Conditions/Terms-e-Documents.aspx>. Attention is drawn to the limitation of liability, indemnification and jurisdiction issues defined therein. Any holder of this document is advised that information contained hereon reflects the Company's findings at the time of its intervention only and within the limits of Client's instructions, if any. The Company's sole responsibility is to its Client and this document does not exonerate parties to a transaction from exercising all their rights and obligations under the transaction documents. This document cannot be reproduced except in full, without prior written approval of the Company. Any unauthorized alteration, forgery or falsification of the content or appearance of this document is unlawful and offenders may be prosecuted to the fullest extent of the law. Unless otherwise stated the results shown in this test report refer only to the sample(s) tested and such sample(s) are retained for 30 days only.

Attention: To check the authenticity of testing / inspection report & certificate, please contact us at telephone: (86-755) 8307 1443, or email: [CN.Doccheck@sgs.com](mailto:CN.Doccheck@sgs.com)

SGS-CSTC Standards Technical Services Co., Ltd.  
 Shenzhen Branch, China Center EEC Laboratory

No.1 Workshop, M-10, Middle Section, Science & Technology Park, Shenzhen, China 518057 t (86-755) 26012053 f (86-755) 26710594 www.sgsgroup.com.cn  
 中国·深圳·科技园中区M-10栋一号厂房 邮编: 518057 t (86-755) 26012053 f (86-755) 26710594 sgs.china@sgs.com

## 9 Appendix

### Appendix for 15.407

#### 1. Duty Cycle

##### 1.1 Test Result

Test Mode	Channel Frequency (MHz)	TX Type	ANT No.	T_on (ms)	Period (ms)	Duty Cycle (%)	Duty Cycle Correction Factor (dB)
802.11a	5180	SISO	1	2.026	2.183	92.81	0.32
	5200	SISO	1	2.029	2.215	91.60	0.38
	5240	SISO	1	2.026	2.185	92.72	0.33
	5260	SISO	1	2.026	2.185	92.72	0.33
	5300	SISO	1	2.026	2.185	92.72	0.33
	5320	SISO	1	2.026	2.185	92.72	0.33
	5500	SISO	1	2.026	2.182	92.85	0.32
	5580	SISO	1	2.029	2.187	92.78	0.33
	5700	SISO	1	2.026	2.184	92.77	0.33
	5745	SISO	1	2.029	2.187	92.78	0.33
	5785	SISO	1	2.029	2.188	92.73	0.33
	5825	SISO	1	2.029	2.185	92.86	0.32
802.11n(HT20)	5180	MIMO	1	5.437	6.212	87.52	0.58
	5200	MIMO	1	5.438	6.213	87.53	0.58
	5240	MIMO	1	5.434	6.204	87.59	0.58
	5260	MIMO	1	5.441	5.970	91.14	0.40
	5300	MIMO	1	5.440	6.217	87.50	0.58
	5320	MIMO	1	5.438	6.213	87.53	0.58
	5500	MIMO	1	5.438	5.853	92.91	0.32
	5580	MIMO	1	5.441	6.218	87.50	0.58
	5700	MIMO	1	5.434	5.842	93.02	0.31
	5745	MIMO	1	5.438	5.897	92.22	0.35
	5785	MIMO	1	5.438	6.213	87.53	0.58
	5825	MIMO	1	5.440	5.829	93.33	0.30
802.11n(HT40)	5190	MIMO	1	5.434	6.017	90.31	0.44
	5230	MIMO	1	5.434	6.010	90.42	0.44
	5270	MIMO	1	5.441	6.024	90.32	0.44
	5310	MIMO	1	5.433	6.010	90.40	0.44
	5510	MIMO	1	5.434	6.010	90.42	0.44
	5550	MIMO	1	5.441	6.024	90.32	0.44
	5670	MIMO	1	5.434	6.003	90.52	0.43
	5755	MIMO	1	5.434	6.010	90.42	0.44
	5795	MIMO	1	5.440	6.016	90.43	0.44
802.11ac(VHT20)	5180	MIMO	1	5.434	5.722	94.97	0.22
	5200	MIMO	1	5.437	5.729	94.90	0.23



Unless otherwise agreed in writing, this document is issued by the Company subject to its General Conditions of Service printed overleaf, available on request or accessible at <http://www.sgs.com/en/Terms-and-Conditions.aspx> and, for electronic format documents, subject to Terms and Conditions for Electronic Documents at <http://www.sgs.com/en/Terms-and-Conditions/Terms-e-Document.aspx>. Attention is drawn to the limitation of liability, indemnification and jurisdiction issues defined therein. Any holder of this document is advised that information contained hereon reflects the Company's findings at the time of its intervention only and within the limits of Client's instructions, if any. The Company's sole responsibility is to its Client and this document does not exonerate parties to a transaction from exercising all their rights and obligations under the transaction documents. This document cannot be reproduced except in full, without prior written approval of the Company. Any unauthorized alteration, forgery or falsification of the content or appearance of this document is unlawful and offenders may be prosecuted to the fullest extent of the law. Unless otherwise stated the results shown in this test report refer only to the sample(s) tested and such sample(s) are retained for 30 days only.

Attention: To check the authenticity of testing / inspection report & certificate, please contact us at telephone: (86-755) 8307 1443, or email: [CN.Doccheck@sgs.com](mailto:CN.Doccheck@sgs.com)

	5240	MIMO	1	5.437	5.741	94.70	0.24
	5260	MIMO	1	5.437	5.821	93.40	0.30
	5300	MIMO	1	5.441	5.769	94.31	0.25
	5320	MIMO	1	5.440	5.728	94.97	0.22
	5500	MIMO	1	5.437	5.772	94.20	0.26
	5580	MIMO	1	5.440	5.775	94.20	0.26
	5700	MIMO	1	5.443	5.710	95.32	0.21
	5745	MIMO	1	5.440	5.769	94.30	0.25
	5785	MIMO	1	5.437	5.772	94.20	0.26
	5825	MIMO	1	5.437	5.698	95.42	0.20
802.11ac(VHT40)	5190	MIMO	1	5.434	6.010	90.42	0.44
	5230	MIMO	1	5.433	6.003	90.50	0.43
	5270	MIMO	1	5.437	6.014	90.41	0.44
	5310	MIMO	1	5.434	6.010	90.42	0.44
	5510	MIMO	1	12.060	13.350	90.34	0.44
	5550	MIMO	1	5.437	6.007	90.51	0.43
	5670	MIMO	1	5.441	6.017	90.43	0.44
	5755	MIMO	1	5.441	6.017	90.43	0.44
	5795	MIMO	1	5.437	6.014	90.41	0.44
802.11ac(VHT80)	5210	MIMO	1	5.437	6.020	90.32	0.44
	5290	MIMO	1	5.441	6.023	90.34	0.44
	5530	MIMO	1	5.434	6.010	90.42	0.44
	5610	MIMO	1	5.434	6.010	90.42	0.44
	5775	MIMO	1	5.438	6.014	90.42	0.44



Unless otherwise agreed in writing, this document is issued by the Company subject to its General Conditions of Service printed overleaf, available on request or accessible at <http://www.sgs.com/en/Terms-and-Conditions.aspx> and, for electronic format documents, subject to Terms and Conditions for Electronic Documents at <http://www.sgs.com/en/Terms-and-Conditions/Terms-e-Documents.aspx>. Attention is drawn to the limitation of liability, indemnification and jurisdiction issues defined therein. Any holder of this document is advised that information contained hereon reflects the Company's findings at the time of its intervention only and within the limits of Client's instructions, if any. The Company's sole responsibility is to its Client and this document does not exonerate parties to a transaction from exercising all their rights and obligations under the transaction documents. This document cannot be reproduced except in full, without prior written approval of the Company. Any unauthorized alteration, forgery or falsification of the content or appearance of this document is unlawful and offenders may be prosecuted to the fullest extent of the law. Unless otherwise stated the results shown in this test report refer only to the sample(s) tested and such sample(s) are retained for 30 days only.

Attention: To check the authenticity of testing / inspection report & certificate, please contact us at telephone: (86-755) 8307 1443, or email: [CN.Doccheck@sgs.com](mailto:CN.Doccheck@sgs.com)



### 1.2 Test Graph

