

## Microwave module specification

The microwave sensor install in Intelligent Toilet operates at 24 GHz frequency. The module will sense movement and open the lid when approached.(Only for the product with lid auto opening/closing function)

## Technical specification


Openrating Frequency	24000~24250MHz
Type of Modulation	FMCW
Number of Channel	1channels
Type of Antenna	PCB layout antenna
Antenna Gain	14.5dBi

## Auto open/close lid

Only for the product with lid auto opening/closing function. This function is turned off by default. For the first time use, please turn on this function by remote control.


### 1. Approaching the toilet

When user enters the sensing range, the seat lid opens automatically.



### 2. Leaving the toilet


The seat lid closes automatically after user leaves 180 seconds (3 minutes).



3. Standing up to urinate

1. Open the seat by remote control or hand.

2. The seat lid closes automatically after user leaves  
180 seconds (3 minutes).



## **FCC Statement**

This device complies with Part 15 of the FCC Rules. Operation is subject to the following two conditions: (1) This device may not cause harmful interference, and (2) this device must accept any interference received, including interference that may cause undesired operation.

NOTE: This equipment has been tested and found to comply with the limits for a Class B digital device, pursuant to Part 15 of the FCC Rules. These limits are designed to provide reasonable protection against harmful interference in a residential installation. This equipment generates uses and can radiate radio frequency energy and, if not installed and used in accordance with the instructions, may cause harmful interference to radio communications. However, there is no guarantee that interference will not occur in a particular installation. If this equipment does cause harmful interference to radio or television reception, which can be determined by turning the equipment off and on, the user is encouraged to try to correct the interference by one of the following measures:

- Reorient or relocate the receiving antenna.
- Increase the separation between the equipment and receiver.
- Connect the equipment into an outlet on a circuit different from that to which the receiver is connected.
- Consult the dealer or an experienced radio/TV technician for help.

WARNING: Any changes or modifications not expressly approved by the party responsible for compliance could void the user's authority to operate this equipment.

FCC RF Radiation Exposure Statement Caution: To maintain compliance with the FCC's RF exposure guidelines, place the product at least 20cm from nearby persons.