

用户指南

User Manual

CITAQ D1 POS SYSTEM

Model—D1W01~D1W04

使用本机器请先阅读本说明书

Please read this manual carefully before using device.

打开纸箱时，请查收以下物品。Kindly find below items when opening carton

包装清单/Packaing List	
主设备/Device	1 台/unit
适配器/Adaptor	1 个/pc
电源线/Power core	1 条/pc
用户指南/Manual	1 本/pc
干燥剂/Desiccative	2 包/bags

产品参数/ Product parameters


电子参数/ELECTRICAL PARAMETERS	
电压/Operative Voltage	AC 100~240 V
电流/Operative Current	1.5 A
频率/Operative Frequency	50/60 Hz
待机功率/StandbyPower	0.5W
最大功率/Maximum operating power	60 W
工作温度/Operating Temperature	0℃ -50℃
工作湿度/Operating Humidity	10% - 90%
包装/PACKAGING	
产品尺寸/Product Dimension	W381*L250*H 421 mm
净重/NetWeight	9 Kg
包装尺寸/Package Dimension	L 455*P 308*H 530 mm
毛重/Gross Weight	11.3Kg

注：数据以实际配置为准。Note:The data is subject to the actual configuration.

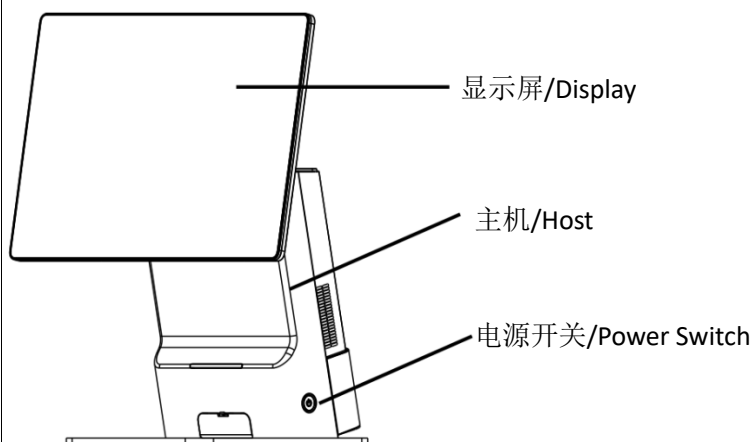
详细配置参数/ Detailed configuration parameters

CPU 1	型号/Model	Intel Core i3-1115G4
	内核/Core Numbers	Dual-core 3.0 GHz
GPU 1	型号/Model	Intel® UHD Graphics for 11th Gen Intel® Processors
	频率/Frequency	1.25GHz

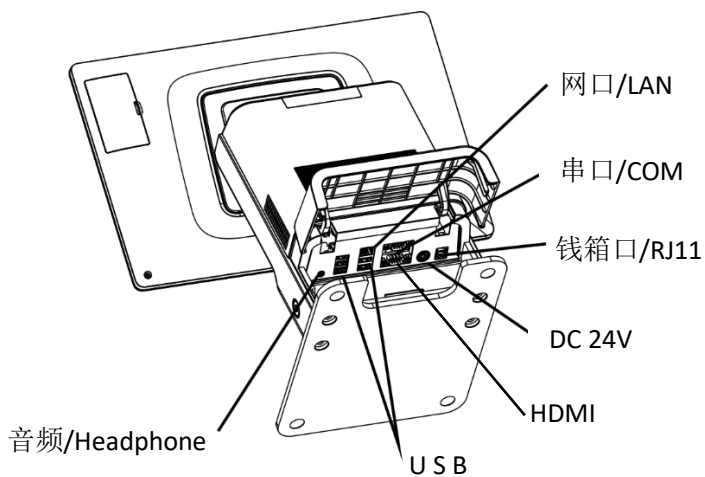
CPU 2	型号/Model	Intel Core i5-1135G7
	内核/Core Numbers	Quad-core 2.4 GHz
GPU 2	型号/Model	Intel® UHD Graphics for 11th Gen Intel® Processors
	频率/Frequency	1.3GHz
CPU 3	型号/Model	Intel Celeron J6412
	内核/Core Numbers	Quad-core 2.0 GHz
GPU 3	型号/Model	Intel® UHD Graphics for 10th Gen Intel® Processors
	频率/Frequency	400MHz
RAM	类型/Type	DDR4
	容量/Memory	8 GB/16G MAX
	接口类型/Interface	SODIMM
SSD	类型/Type	SSD
	容量/Memory	128 GB/512GB MAX
	接口类型/Interface	M.2 2280
触摸屏/TOUCH SCREEN	尺寸/Dimension	15,6"
	类型/Type	Capacitive
	触摸点/Touch Point	10 Points
	接口类型/Interface	USB
副屏 /CUSTOMER DISPLAY (选配/optional)	尺寸/Dimension	15.6"
	类型/Type	TN
	分辨率/Resolution	1366*768
	亮度/Brightness	TIP 220cd/m2 with LED backlight
	接口类型/Interface	eDP
	放置角度/Rotation Angle	≥80°~45°
	功率/Power	1.2 W *2

喇叭/SPEAKER	音量/Volume	≥90 dB
	数据接口/Interface	L/R Audio
无线	WIFI	2.4G&5G
	蓝牙/Bluetooth	BT 2.1/4.2
	Operating Frequencies	2.412~2.4835GHz and 5.180~5.835GHz
外部接口 /EXTERNAL INTERFACE	USB2.0	Front,1 port;Rear, 2 ports
	USB3.0	Rear, 2 ports
	网口/LAN	RJ45, self-adjusting 100/1000 M, 1 port
	串口/COM	DB9 PIN, available 0 V\5 V\12 V, 1 ports
	音频/Audio Jack	3,5 mm, with microphone
	钱箱接口/Cashdrawer	RJ11, 6P6C, 1 port
	电源接口/Power Interface	DC24V  2.5A/ DIN 4P, 1 port
	HDMI	HDMI x 1 port
开关/SWITCH	按键	Light Touch Switch

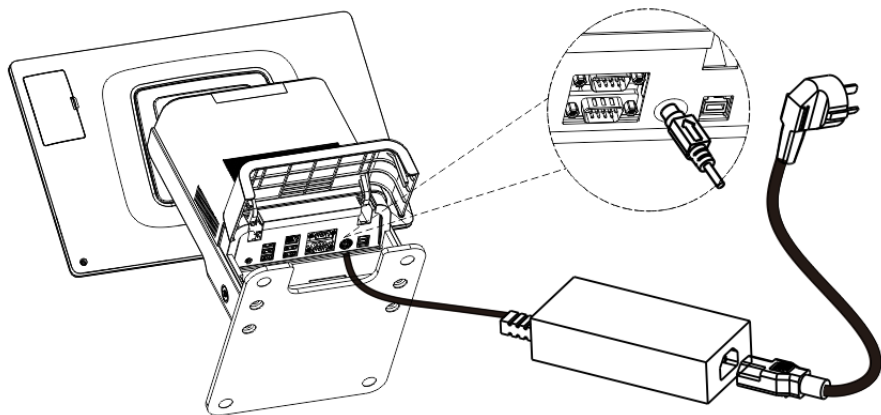
设备简介/PRODUCT PROFILE



产品接口/ Product Interface

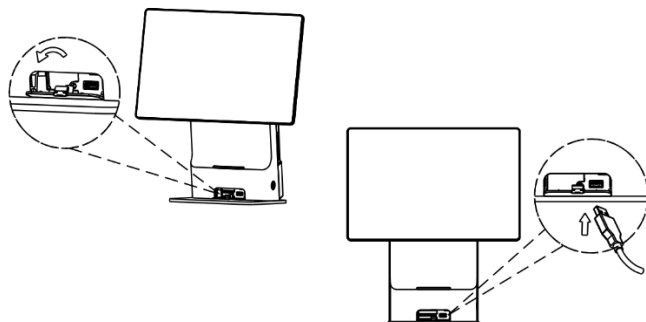


安装说明/Installation Notes



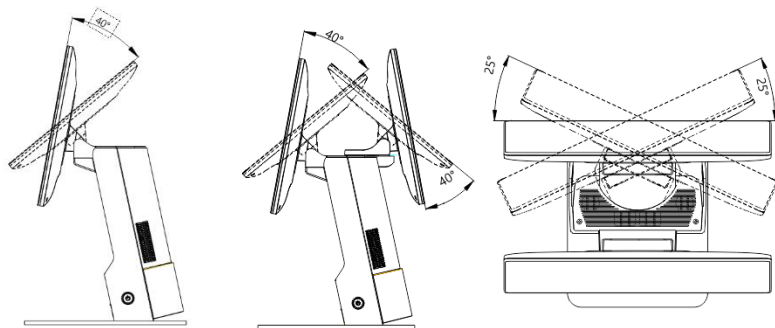
向上翻开藏线盖，露出接口，然后将电源插头插入主板接口,再接上适配器。
。 Put the adapter power plug through the bottom hole at the bottom base, then insert the power plug into the motherboard interface, and then connect to the adapter.

安装说明/Installation Notes



- 1,向下翻开主机接口前盖。Flip down the front of the host interface
- 2, 将打印机USB数据接口插入主机前置USB接口。Insert the printer's USB data interface into the host's front USB interface

显示说明/Display Description

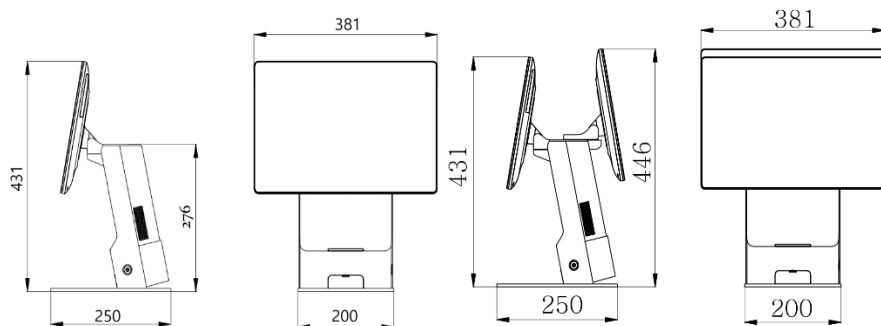


显示屏可以上下调节40°,副屏可以左右调节25°。

The screen can be adjusted by 40 degrees up and down , The Secondary Screen can be adjusted by 25 degrees left and right.

尺寸图/Dimensions

单位/Unit:mm



声明/ Statements

本公司不对以下行为负责

不在本指南说明的条件下使用和维护所造成的损坏；

对于如果因选件或耗材（非本公司提供之最初产品或认可产品）造成的损坏或问题，本公司将

不承担任何责任。未经本公司同意，无权进行产品修改或变动。

免责声明

由于产品的更新，此文档的某些细节可能与产品不符，请以实物为准，此文档的解释权归本公

司。保留不预先通知的情况下，修改本说明书的权利。

Statements

The company is not responsible for the following actions. Damage caused by use and maintenance without the conditions described in this guide;

The company will not be responsible for any damages or problems caused by the alternatives or consumables (not the original products or approved products provided by the company). Without consent of the company. It is not authorized to make product modifications or changes.

Disclaimer

Due to product updates, some details of this document may not match the product, please refer to the actual

product, and the right to interpret this document belongs to the company. The right to modify this guide without prior notice is reserved.



在居住环境中，运行此设备可能会造成无线电干扰

此机器仅适用于海拔 5000m 以下地区安全使用和仅适用于非热带气候条件下安全使用。

产品标准和技术要求：GB 4943.1-2022;GB/T 9254-2021(A 级)。

In the living environment, this product may cause radio interference.

This machine is only suitable for safe use in areas below 5000 meters and only for safe use in non-tropical climates.

Product standards and technical requirements: GB 4943.1-2022; GB/T 9254-2021 (Class A).



This device complies with the basic recommendations and other relevant measures in the 2014/30/EU and 2014/35/EU directive.



This symbol means that it is forbidden to dispose the product of with normal household waste. At the end of the product life cycle, waste equipment should be taken to designated collection points, returned to the distributor when purchasing a new product, or contact your local authority representative for detailed information on WEEE recycling.



This device complies with part 15 of the FCC Rules. Operation is subject to the following two conditions: (1) This device may not cause harmful interference, and (2) this device must accept any interference received, including interference that may cause undesired operation.

Any Changes or modifications not expressly approved by the party responsible for compliance could void the user's authority to operate the equipment.

Note: This equipment has been tested and found to comply with the limits for a Class B digital device, pursuant to part 15 of the FCC Rules. These limits are designed to provide reasonable protection against harmful interference in a residential installation. This equipment generates uses and can radiate radio frequency energy and, if not installed and used in accordance with the instructions, may cause harmful interference to radio communications. However, there is no guarantee that interference will not occur in a particular installation. If this equipment does cause harmful interference to radio or television reception, which can be determined by turning the equipment off and on, the user is encouraged to try to correct the interference by one or more of the following measures:

- Reorient or relocate the receiving antenna.
- Increase the separation between the equipment and receiver.
- Connect the equipment into an outlet on a circuit different from that to which the receiver is connected.
- Consult the dealer or an experienced radio/TV technician for help.

This equipment complies with FCC radiation exposure limits set forth for an uncontrolled environment. This equipment should be installed and operated with minimum distance 20cm between the radiator & your body.

产品保修卡	
产品名称	
产品型号	
产品编号	
购买日期	
保修期限：自购买之日起，我公司提供____天保修服务。	
联系方式	
联系电话	
联系地址	
产品名称	
产品型号	

以下情况恕不提供免费保修：

未经允许擅自拆卸修理的产品。

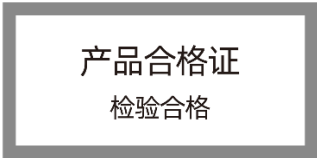
产品条码、易碎贴破损及保修卡涂改、残缺的。

未按照说明书的要求操作设备所引起的故障。

因进水或跌落而造成的故障、划伤或破损的人为损坏。

因不可抗拒因素造成的故障或损坏。

保修期限外。



制造商：广东川田科技有限公司

地址：广东省汕头市龙湖高新区科技中路 6 号 9 层、13 层

Manufacturer: CITAQ CO.,LTD.

Tel: 86-754-88990429

Website: www.citaqpos.com

Address: 9th, 13th floor, No. 6 Keji Middle Road, High-tech zone, Shantou, Guangdong