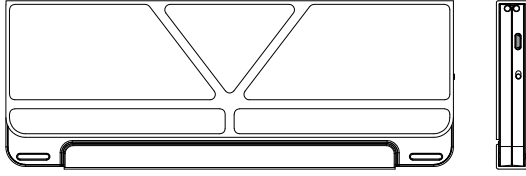


高度: 221mm

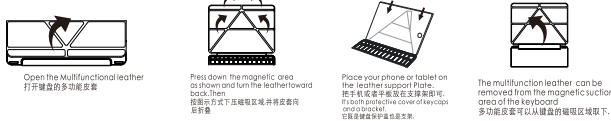
使用说明书 INSTRUCTION MANUAL



- Bluetooth office keyboard 蓝牙键盘*1
- Type-C charging cable Type-C充电线*1
- Instruction manual 说明书*1

- 图片仅供参考，产品请以实物为准。
- All pictures are for reference only, specific products in kind prevail.
- 使用前请仔细阅读安全注意事项，并进行正确的使用。
- Please read these instructions carefully before using.
- 为了您的安全及正确的使用，请妥善保管好使用说明书。
- For your safety and correct use, please keep the instruction manual properly after reading.

Use Multifunctional leather | 多功能皮套的使用



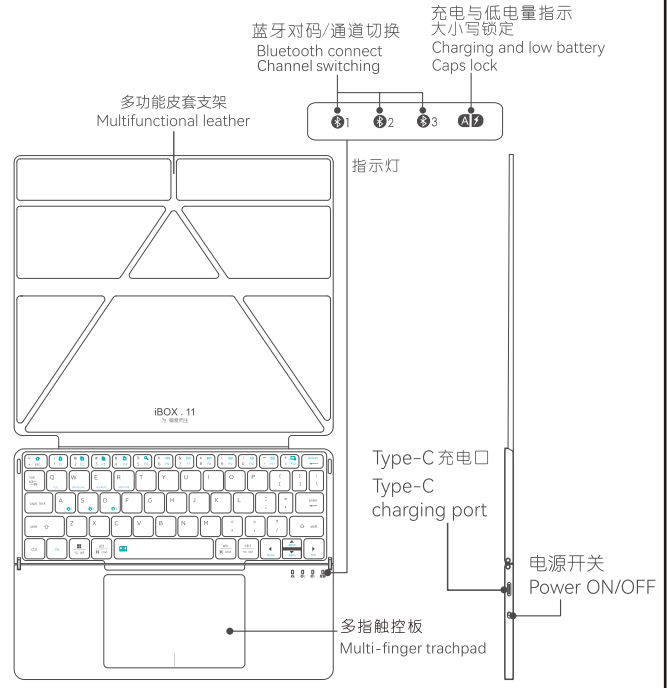
第一次使用前 BEFORE FIRST USE

- 仔细从包装中取出设备和附件，检查包装内容，确保其完整，没有任何损坏。如果内容不完整或损坏，立即联系您的经销商。
- 本品仅供私人家庭使用，不宜用于商业用途。仅在干燥的室内房间使用本装置。
- Carefully remove the device and accessories from the package and check the package content to ensure it is complete and that nothing got damaged. If the content is incomplete or something is damaged, immediately contact your dealer.
- This product is only intended for use in private households and not suitable for commercial use. Use the device only in dry indoor rooms.

重要的 IMPORTANT

- 蓝牙键盘适用于 iPad/iMac/Mac Mini/Mac Book/windows PC，并兼容 iPad OS 14.0/mac OS 10.15/windows 10/windows 11 或更高版本。
- The Bluetooth keyboard is suitable for iPad/iMac/Mac Mini/MacBook/windows PC and compatible with iPad OS 14.0/mac OS 10.15/windows 10/windows 11 or higher.
- 在初始调试前，仔细阅读操作说明。注意产品和操作说明中的警告。它们包含重要的安全说明以及产品的操作和维护说明。
- Read through the operating instructions thoroughly before the initial commissioning. Note the warnings on the product and in the operating instructions. They contain important safety instructions as well as operating and maintenance instructions for the product.
- 您的 MacOS 计算机上可能启用了 FileVault，这可能会导致您无法在启动时输入密码。或在连接到蓝牙时重新启动，请联系您的计算机服务提供商以获取解决方案。
- FileVault might be enabled on your mac OS computer, which could prevent you from entering your password at start or reboot when connected to bluetooth, please contact your computer service provider for solutions.
- 在使用前请先给键盘充电。
- Please charge the keyboard before use.

产品介绍 PRODUCT INTRODUC



蓝牙连接与通道切换 BLUETOOTH CONNECT AND CHANGE DEVICE

蓝牙连接

打开电源开关：电源指示灯亮起后熄灭

① 长按组合按键“fn+1”3秒，指示灯闪烁，键盘进入蓝牙搜索模式；

② 在需要配对的设备上打开设置-蓝牙-搜索蓝牙设备：iBOX 11 KB，发现后，点击即可连接。连接蓝牙设备1成功后，指示灯熄灭。

可用上述方法长按组合键“fn+2”、“fn+3”连接蓝牙搜索模式；

Bluetooth Connection

Turn on the power switch: The power indicator light will briefly turn red and then go off.

① Press and hold the combination key “fn+1” for 3 seconds. The blue light will flash, indicating that the keyboard is in Bluetooth pairing mode.

② On the device you want to pair with, open Settings - Bluetooth - Search for Bluetooth devices: iBOX 11 KB, click to connect. After successfully connecting to Bluetooth device 1, the blue light will turn off. You can use the same method by long-pressing the combination keys “fn+2” and “fn+3” to connect Bluetooth device 2 and Bluetooth device 3.

通道切换

短按组合按键“fn+1”，选择连接蓝牙设备1，指示灯闪烁一次后熄灭。

可用以上方法短按组合键“fn+2”，“fn+3”切换到蓝牙设备2和蓝牙设备3。

Channel Switching

Press the “fn+1” combination key briefly to select Bluetooth device 1. The blue light will flash once and then turn off. You can use the same method by briefly pressing the “fn+2” and “fn+3” combination keys to switch to Bluetooth device 2 and Bluetooth device 3.



长按组合按键“fn+1”三秒进入对码搜索模式

Press fn+1 for 3s, enter pairing mode

短按组合按键“fn+1”选择蓝牙1通道

Press fn+1 for 1s, turn to bluetooth device 1

长按组合按键“fn+2”三秒进入对码搜索模式

Press fn+2 for 3s, enter pairing mode

短按组合按键“fn+2”选择蓝牙2通道

Press fn+2 for 1s, turn to bluetooth device 2

长按组合按键“fn+3”三秒进入对码搜索模式

Press fn+3 for 3s, enter pairing mode

短按组合按键“fn+3”选择蓝牙3通道

Press fn+3 for 1s, turn to bluetooth device 3

宽: 180mm

说明书

双色印刷 对折页

展开尺寸: 180*221mm 折叠尺寸: 90*110.5mm

材质: 108g铜版纸

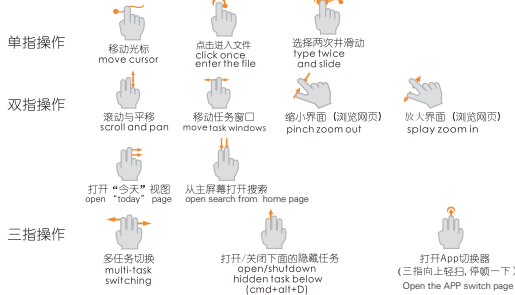
正面

触控板使用 TOUCH PAD GESTURES

·Windows系统:



·iOS (iPad) 妙控系统:



·iOS (iPhone)系统:

请确认手机的辅助触控已打开 (设置-辅助功能-触控-辅助触控 打开)



·Android系统:



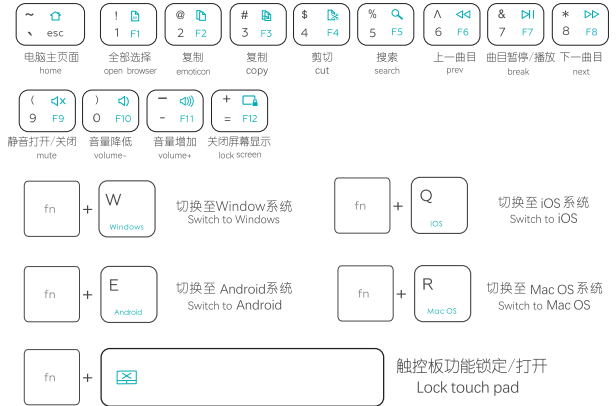
·Mac OS系统:



*注: 不同操作系统版本、不同应用程序内的手势操作逻辑可能会有差异, 请以实际为准。
*Note: The gesture operation logic in different operating system versions and different applications may be different, please refer to the actual situation.

快捷键指示

SHORTCUT KEYS INSTRUCTION



产品规格 PRODUCT PARAMETERS

产品名称 Product Name	iBOX 11 多功能折叠键盘 iBOX 11 Multi functional Folding Keyboard
产品型号 Product Model	iBOX 11 KB
电池容量 Battery Capacity	500mAh
电压 Bating	5.0V~1.0A
产品尺寸 Product Size	折叠: 250.5*91*16mm 展开: 250.5*182*7.5mm
蓝牙版本 Bluetooth® Version	BLE5.0
键帽数 Number of Keycaps	64个/ 64keys
充电时间 Charging time	1~2小时 1~2 hours
重量 Weight	含皮套490g (键盘净重 248g) Weight: 490g including leather case (net weight of keyboard 248g)
工作温度 Operating temperature	0°C~70°C
续航时间 Battery Life	约200小时 About 200 hours
适用系统 Compatible Systems	Windows、Android、iOS、Mac OS
产品清单 Product List	主机*1、Type-C充电线*1、说明书*1 Hosts*1, Charging cable*1, Manual*1

注意事项 Important Notes:

- 请使用5V1A规格充电器充电。
1. Please use a charger with a 5V1A specification.
- 产品不防水。请避免让水渗入产品内。
2. This product is not waterproof. Please avoid water from entering the product.
- 禁止使用有机溶剂擦拭产品表面。
3. Do not use organic solvents to clean the surface of the product.

安全说明 SAFETY INSTRUCTIONS

- 产品仅用于预定用途, 使用推荐的附件和组件, 使用不当或不正确的使用是危险的。
- 在打开产品时, 不要离开产品。不要将任何物体放在产品上。在清洁或操作过程中, 不要将产品的电气部件浸入水中或其他液体中。不要将产品放在流水下。
- 切勿自行对产品进行任何维修。只有授权服务中心可进行维护和维修。
- 本产品不适用于身体、感官或心理能力有限或缺乏知识经验的人(包括儿童), 除非他们受到监督, 或者已经得到负责其安全的人员关于安全使用本产品的指示。
- 应监督儿童, 确保他们不玩弄该产品。
- 要保护产品不受极端温度、阳光直射、强震动、高湿度、潮湿、易燃气体、蒸汽和溶剂的影响, 不要让产品受到任何机械磨损。
- 在不操作产品的情况下, 需关闭产品并防止其被意外使用。

⚠ 有窒息危险! 请将所有包装材料放在儿童不能接触的地方。

- Use the product only for its intended purpose, using the recommended accessories and components. Improper or incorrect use is dangerous.
- Never leave the product unattended while it is turned on. Do not place any objects onto the product. Never immerse electrical components of the product in water or other liquids while cleaning or during operation. Never place the product under running water.
- Never perform any repairs on the product yourself. Only an authorized service center may carry out maintenance work and repairs.
- This product is not intended for use by persons (including children) with limited physical, sensorial or mental abilities or lack of experience and/or knowledge, unless they are supervised or have been instructed concerning safe use of the appliance by a person responsible for their safety.
- Children should be supervised to ensure that they do not play with the product.
- Protect the product from extreme temperatures, direct sunlight, strong vibrations, high humidity, moisture, flammable gases, vapors and solvents. Do not expose the product to any mechanical stress.
- In the case of safe operation being no longer possible, switch off the product and prevent it from being used accidentally.

⚠ Danger of suffocation! Keep all packaging material away from children.



FCC Caution:

This device complies with part 15 of the FCC Rules. Operation is subject to the following two conditions: (1) This device may not cause harmful interference, and (2) this device must accept any interference received, including interference that may cause undesired operation.

Any changes or modifications not expressly approved by the party responsible for compliance could void the user's authority to operate the equipment.

NOTE: This equipment has been tested and found to comply with the limits for a Class B digital device, pursuant to Part 15 of the FCC Rules. These limits are designed to provide reasonable protection against harmful interference in a residential installation. This equipment generates, uses and can radiate radio frequency energy and, if not installed and used in accordance with the instructions, may cause harmful interference to radio communications. However, there is no guarantee that interference will not occur in a particular installation. If this equipment does cause harmful interference to radio or television reception,

which can be determined by turning the equipment off and on, the user is encouraged to try to correct the interference by one or more of the following measures:

- Reorient or relocate the receiving antenna.
- Increase the separation between the equipment and receiver.
- Connect the equipment into an outlet on a circuit different from that to which the receiver is connected.
- Consult the dealer or an experienced radio/TV technician for help.

The device has been evaluated to meet general RF exposure requirement. The device can be used in portable exposure condition without restriction.