


Annex A Test setup photos




EUT below 1 GHz

Annex A Test setup photos




Test setup semi anechoic chamber
TX spurious emissions from 9 kHz to 30 MHz

Annex A Test setup photos




Test setup semi anechoic chamber
TX spurious emissions from 30 MHz to 1 GHz

Annex A Test setup photos




Test setup semi anechoic chamber

Annex A Test setup photos




Test setup semi anechoic chamber
TX spurious emissions from 1 GHz – 12GHz

Annex A Test setup photos




Test setup semi anechoic chamber
TX spurious emissions from 12 GHz – 18GHz

Annex A Test setup photos



Test setup semi anechoic chamber
TX spurious emissions from 18 GHz – 26 GHz

Annex A Test setup photos



Test setup semi anechoic chamber
TX spurious emissions from 26 GHz to 40 GHz