


变更日期	标记	处数	变更描述

按实际生产的月份印刷

Huntkey 航嘉

Q10磁吸移动电源

产品说明书



型号: HKCPB2710Q1

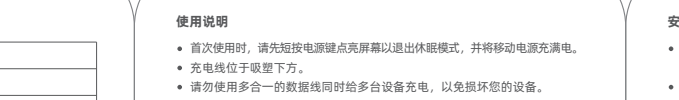
前言

尊敬的用户，感谢您选购航嘉产品。为了您能更进一步的了解产品，使用前请仔细阅读本说明书，祝您体验愉快！

包装清单

- 磁吸移动电源 × 1
- 充电线 × 1
- 说明书 × 1

产品示意图



① USB-C输入/输出接口 ② 电源键 ③ 无线充电模组 ④ 电量显示

⑤ 剩余电/放电时间 ⑥ 功率显示 ⑦ 唤醒/控制键

产品参数

产品尺寸	103*70*19.8mm
电池类型	锂聚合物电池
Qi 磁吸无线充	15W(MAX)
USB-C 输入/输出	5V=3A 或 9V=3A(MAX)
总输出	5V=3A
锂电池容量	5000mAh 7.2VDC/36Wh
额定容量	6400mAh(5V=3A)
产品重量	237g(近似值)
工作温度	-5℃~35℃
存储温度	-20℃~50℃
充电时间	约 2.5 小时(使用30W电源适配器)

使用说明

- 首次使用时，请先短按电源键点亮屏幕以退出休眠模式，并将移动电源充满电。
- 充电线于磁吸下方。
- 请使设备与多合一数据线同时给多合设备充电，以免损坏您的设备。
- 消费者若使用电源适配器供电，则应购买配备有获得 CCC 认证并满足标准要求的产品适配器。
- 需将磁吸移动电源 30W 及以上 PD 充电器，以获得理想充电体验。
- 若产品存在电池膨胀、漏液、变形等异常时，请停止使用。
- 遇水后禁止使用。
- 电量显示：短按电源键，LCD 显示屏将显示剩余电量的百分比，快速连续击电源键可以关闭屏幕显示。
- 小电流充电模式：长按电源键持续 3 秒，USB-C 接口将进入小电流充电模式，适合手环、耳机等低功耗设备充电。
- 异物检测 (FOD) 保护模式：当无线充电线圈检测到金属异物时，自动进入保护模式。请移除无线充电面板上的所有金属异物，快速双击电源键以退出保护模式。
- 隐藏菜单：短按“OPEN”键，背部隐藏菜单弹出。
- 请将本产品放置在儿童不能接触的地方。
- 如长时间不使用本产品，请您将它存放在干燥环境中，为保证电池使用寿命，请每 3 个月至少给产品进行一次完全的充放电。

安全警告

- 请勿将本产品暴露在高温环境中或发热设备附近，如汽车、日晒暴晒、取暖器、微波炉、烤箱等高温环境，可能引起爆炸。
- 严禁使用未经认证或不兼容的充电器、充电线等，可能引发火灾、爆炸或其他危险。
- 请勿将本产品长时间置于不通风的空间内，如手提包、密闭空间等容易引起火灾危险。
- 本产品包含锂聚合物电池，严禁私自拆解产品外壳以免造成电池破损引发火灾危险。
- 电量警告：短按电源键，挤压、穿刺、短接本产品，将投入火中均会造成生命危险。
- 请勿随意拆解或改装本产品，不可将本产品作为生活垃圾处理，若处理不当可能导致环境污染。
- 请勿在雷雨天使用本产品，以免导致产品故障或触电危险。

产品中有毒物质的名称及含量

部件名称	有毒物质					
	铅 (Pb)	汞 (Hg)	镉 (Cd)	六价铬 (Cr VI)	多溴联苯 (PBB)	多溴二苯醚 (PBDE)
移动电源	×	○	○	○	○	○
数据线	○	○	○	○	○	○

本规格依据 GB/T 11364 的规定编制。

○ 表示该有毒物质在该部件中的所有金属材料中的含量均占 GB/T 26272 规定的限量要求以下。

× 表示该有毒物质至少在该部件的某一均质材料中的含量超过 GB/T 26272 规定的限量要求。

保修说明

消费者通过合法渠道购买的 Huntkey 航嘉产品，自购买之日起一年内如果出现非人为原因造成的故障，可以享受本产品保修服务。

为保证您的合法权益，请注意以下事项：

- 保修卡应由用户妥善保留，遗失不补，涂改无效。
- 如本产品发生非人为原因造成的故障，用户可凭保修卡和购买凭证，在保修期内到指定的维修点进行免费维修。

以下不属于保修服务范围：

- 产品超过保修有效期；
- 无有效购买凭证，也无法证明所购产品在保修有效期内；
- 保修卡编号与产品型号不符；
- 无保修卡或保修卡信息无法验证；
- 人为因素造成的损坏；
- 非授权的维修、暴力操作、拆解、改装、挤压、浸液、火烧、腐蚀；
- 因火灾、火灾、雷击等不可抗力造成的损坏


深圳市航嘉嘉德源电气股份有限公司

Shenzhen Huntkey Electric Co., Ltd


地址：深圳市宝安区西乡街道西乡社区航嘉工业园 14 号四楼 404 室

400-000-6368 航嘉商城 航嘉维修 航嘉官方旗舰店

www.huntkey.com 中国制造




正面



Q10 Magnetic Power Bank

Manual






Model: HKCP82710Q1


Preface

Thank you for purchasing the Huntkey products. For optimum operation, please read this manual carefully before using.

Package Contents

 1 x Magnetic Power Bank
  1 x Charging Cable
  1 x User Manual

Product Overview



① USB-C Input/Output Port ② Power Button ③ Wireless Charging Module ④ Electric Quantity ⑤ Remaining Charging/Discharging Time ⑥ Power Display ⑦ Holder Control Key

Specifications

Dimensions	103*70*19.8mm
Battery Type	Lithium-ion polymer battery
☛ Magnetic Wireless Charging	15W(MAX)
USB-C Input/Output	5V=3A or 9V=3A(MAX)
☛ + USB-C Output	5V=3A
Li-Ion energy	5000mAh 7.2VDC/36Wh
Rated Capacity	6400mAh(5V=3A)
Product Weight	237g (approximation)
Operating Temperature	-5℃~35℃
Storage Temperature	-20℃~50℃
Charging Cable	30cm(USB-C to USB-C)
Charging Time	About 2.5 hours (using a 30W power adapter)

Instructions

- Before its first use, please click the power button to light up the screen to exit sleep mode, and fully charge the power bank.
- The charging cable is below the blister.
- Please don't use all-in-one cables to power multiple devices at the same time, as it may damage your devices.
- For optimal performance, we recommend that you use Huntkey accessories such as 30W (or above) PD charger.
- Stop all use if the battery is swollen, leaking or deformed.
- Stop all use if the battery is submerged.
- Electric Quantity: Press the power button at the bottom, and the LCD screen will display the percentage of remaining electric quantity. Double-click the power button quickly to close the screen display.
- Low Current Charging Mode: Press the power button for more than 3 seconds, and the USB-C port will start the low current charging mode, which is for charging low-power devices such as wearbands and earphones.
- FOQ Protected Mode: When the wireless charging panel detects a metal foreign object, it automatically starts the protected mode. Remove all metal objects from the wireless charging panel and quickly double-click the power button to end protected mode.
- Hidden Holder: Press the "OPEN" key on the left and the back hidden holder will pop up.
- Please keep the product out of reach of children.
- When not in use, store the product in dry environment. To preserve lifespan, recharge and discharge it every 3 months.

Cautions

- Do not expose the product to excessive temperature or areas which may become hot, including but not limited to, on or near vehicles, space heaters, cooking appliances like oven.
- Use unapproved or incompatible power adapters, cables may result in fire, explosion or other hazards.
- Do not store the product in a restricted ventilation area like handbag for a long time, as closed-in space may result in fire or other hazards.
- The product contains a Lithium-ion battery. Disassembling product may cause property damage or fire.
- Do not drop, crush, puncture, short-circuit, or dispose of the product in fire or water.
- Disposal of the product separately from household waste, following local regulations.
- Do not use the product during a thunderstorm, it may cause malfunctions or electric shocks.

Warranty Description

If there is a failure caused by non-man-made reasons, consumers who purchased Huntkey products through local channels can enjoy product warranty services within 12 months from the date of purchase.

In order to ensure charge multiple devices at the same time, please keep in mind the following:

- The warranty card should be properly kept by the user. No replacement if lost. Invalid if altered.
- If there is a failure caused by non-man-made reasons, the user can use the warranty card and the purchase certificate for free maintenance at the designated maintenance point during the warranty period.

The following are not covered by warranty services:

- The product exceeds the warranty period.
- Damage caused by human factors.
- The warranty card model does not match the product model.
- There is no valid purchase or the warranty card has been altered.
- There is no valid purchase certificate or no proof that the purchased product is within the warranty period.
- Unauthorized maintenance, violent operation, disassembling, modification, extrusion, liquid inlet, corrosion.
- Damage caused by force majeure such as flood, fire, lightning strike.

If the warranty service is void, the maintenance service is still required. Huntkey will calculate the appropriate maintenance fee according to the cost of parts and labor, make a maintenance quote to the user, and then provide maintenance services after obtaining the user's consent and payment.

Warranty Card

Dear users, thank you for using Huntkey's products. In order to better serve you, please read, fill out and properly keep this warranty card after purchasing the product.

Name _____

Address/Zip Code _____

Phone Number _____

Product Model _____

Product Serial Number _____

Date of Purchase _____






Invoice Number _____


Name of Marketing Unit _____

Add/Phone of Marketing Unit _____

This device complies with part 15 of the FCC Rules. Operation is subject to the following two conditions: (1) This device may not cause harmful interference, and (2) this device must accept any interference received, including interference that may cause undesired operation.

FCC RF exposure statement:
The device has been evaluated to meet general RF exposure requirement. The device can be used in portable exposure condition without restriction.



Power Your Dream

反面

技术要求:

1. 材质：105g双铜；
2. 尺寸：65*65mm，公差 ± 0.5 mm；
3. 风琴折，双面黑白印刷，字迹清晰整洁；
4. 具体见签样；
5. 需满足航嘉无卤要求，所有物料及生产工艺必须满足相关安规要求及《Q01-731-18航嘉环境有害物质管理标准》最新版和《Q01-824-17充电器类产品包装外观检验标准》最新版。

Huntkey 航嘉		MATERIEL NAME		说明书		MATERIAL		105g双铜	
SHEET 1 OF 1		MATERIAL No. 352-xxxx			FILE NAME			说明书/充电宝	
UNIT mm		SCALE 1:1		DATE 2024.09.09		REV		V01	
DESIGNED		CHECKED		CHECKED		APPROVED		FILE No.	
陈金燕		赵文博		安少杰		陈舜美			