

Wireless Thermal

Label Maker

Quick Start Guide



Download the free app and
start printing instantly!

CPLM10

Getting Started

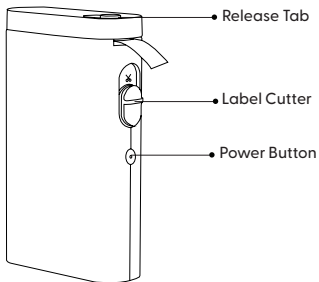
Scan QR code below to download the CorePrint App. No sign up required.



In the Box

- Label Maker
- Label Tape x1
- USB-C® Cable
- Quick Start Guide
- Warranty Card

Device Overview



Power Button

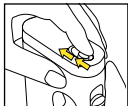
Operation	Function
Hold for 3 seconds	Power On/Off
Single Press	Output Label
Press Twice	Print Diagnostic

Device Overview

Indicator Light

Red Light (Solid)	Charging
Red Light (Off)	Fully Charged
Green Light (Flashing)	Not paired / not connected to mobile app
Green Light (Solid)	Successfully paired, ready to print

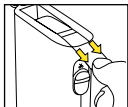
Loading Paper Label Tapes



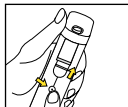
1. Slide the release tab to open the lid.



2. Place the label roll inside with the print side facing up.



3. Pull out approximately 0.2" (5mm) of label tape. Close the lid.



4. Press and hold the power button for 3 seconds to turn on. Slide the built-in cutter upward to cut the label.

Pairing Your Printer via Bluetooth®

Fully charge before initial use and make sure to disconnect from other nearby paired devices.



1. Press and hold the power button for 3 seconds to power on.



2. Download the free CorePrint app by searching for it on the App Store® or Google Play™. No sign up necessary.



3. Tap
Connect



4. Select Label
Maker



5. Tap to
connect

FCC Warning

This device complies with Part 15 of the FCC Rules. Operation is subject to the following two conditions: (1) This device may not cause harmful interference, and (2) this device must accept any interference received, including interference that may cause undesired operation. Any changes or modifications not expressly approved by the party responsible for compliance could void the user's authority to operate the equipment.

Note: This equipment has been tested and found to comply with the limits for a Class B digital device, pursuant to Part 15 of the FCC Rules.

These limits are designed to provide reasonable protection against harmful interference in a residential installation. This equipment generates, uses and can radiate radio frequency energy and, if not installed and used in accordance with the instructions, may cause harmful interference to radio communications. However, there is no guarantee that interference will not occur in a particular installation. If this equipment does cause harmful interference to radio or television reception, which can be determined by turning the equipment off and on, the user is encouraged

FCC Warning (Continued)

to try to correct the interference by one or more of the following measures:

- Reorient or relocate the receiving antenna.
- Increase the separation between the equipment and receiver.
- Connect the equipment into an outlet on a circuit different from that to which the receiver is connected.
- Consult the dealer or an experienced radio/TV technician for help.

The device has been evaluated to meet general RF exposure requirement. The device can be used in portable exposure condition without restriction.

Product Specifications

Battery Capacity: 1200mAh

Printing Type: Inkless Thermal

Print Color: Black

Bluetooth® Version: 5.3

Image Quality: 200 DPI

Charging Input: USB-C®

Need Help?

Email us at **support@dpaudiovideo.zendesk.com**

or call us at **1-833-909-CORE (1-833-909-2673)**.

We are available Monday - Friday, 9am - 5pm

PST, except major holidays.

For information on recycling, please visit

<https://www.coreinnovationsinc.com/support>

© 2025 Core Innovations. All rights reserved. Core Innovations is a trademark of DP Audio Video.

© 2025 Bluetooth SIG, Inc. All rights reserved.

The Bluetooth® trademarks including the BLUE-TOOTH word mark, the figure mark (the runic “B” and oval design), and the combination mark (Bluetooth word mark and design) are owned by the Bluetooth SIG. These and all third party trademarks are the property of their respective owners. Used with permission. © 2025 Google Inc. All rights reserved. Google, Android and Google Play are trademarks of Google LLC. © 2025 Apple Inc. All rights reserved. Apple and App Store are trademarks of Apple LLC.