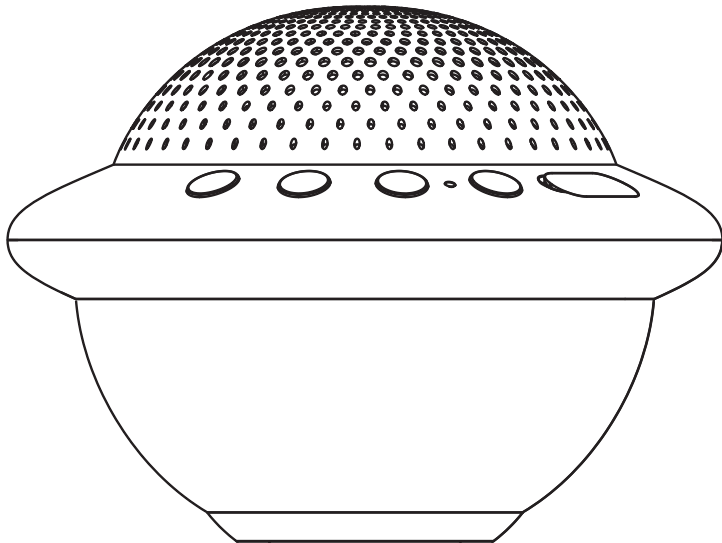




QUICK START GUIDE

Hot Tub & Pool Bluetooth® Floating Speaker



Read Before Use

- Close the waterproof rubber cover completely before putting the speaker into the water.
- To preserve battery lifespan, fully charge it at least once every month even when not in use.
- Avoid extreme temperatures (such as high heat, fire, and direct sunlight). Excessive heat or extreme cold temperatures may damage the battery.
- Do not charge near the water source or in the rain to avoid electric shock.
- Keep the speaker away from heat sources (including all equipment that generates heat) such as stoves and engines.
- Do not use any corrosive cleaner/oil to clean.
- Disconnect your speaker from the charger when fully charged.
- Do not charge your speaker for extended periods.
- Avoiding dropping the device.
- Do not disassemble.

NOTE: This speaker is recommended for poolside use and is not meant to be submerged under water for long periods of time. It can withstand some interactions with water.

IPX7 = Immersible in up to 3 feet of water for 30 minutes.

Overview



A	Volume+ / Next Track	Press once to increase volume. Press and hold to play next track.
	B Volume- / Previous Track	Press once to decrease volume. Press and hold to play previous track.
C	Light	Press to cycle between the 8 light modes. Press and hold for 3 seconds to turn FM Mode on/off.
D	Power	Press once to play/pause the music. Press and hold to power on/off. Press twice to enter TWS Mode
		<u>Hands-Free Calling</u> Press once to answer/end a call. Press and hold to reject a call.
E	USB Charging	Use the included charging cable to charge your device.

Getting Started

CHARGING YOUR DEVICE

Make sure your device is fully charged. Use the included charging cable to connect your device to power. A sound prompt will play when the speaker's battery is low.

POWERING ON

Press and hold the power button  for 3 seconds to turn your speaker on. The speaker will automatically enter Pairing Mode.


Note: The speaker will automatically turn off if no device is connected after 10 minutes.

PAIRING TO A MOBILE DEVICE

On your smartphone or tablet, search for the Bluetooth® device named “**Hot tub speaker**” and tap to connect.


Note: The speaker will automatically connect to the last connected device if available. If not, the speaker will enter Pairing Mode.



FM RADIO

Press & hold the light button  for 3 seconds to switch to FM mode.

The device will automatically scan and save radio stations (87.5-108) with good reception each time you switch to FM mode. While scanning, the indicator light will flash rapidly; when done

Getting Started

scanning, the light will flash slowly. Press the power button  to stop scanning. You can press the power button again to restart the automatic channel scan.






Press & hold the previous/next buttons / to access saved radio stations.

Press & hold the light button  for 3 seconds to exist FM mode and switch to Bluetooth® mode.

NOTE: While in FM mode, insert the included charging cable into the speaker's charging port to use it as an external antenna and improve signal.


NOTE: This speaker typically yields 2-3 clear FM channels. In some cases, there may be up to 6 clear FM channels.








INDICATOR LIGHT

	Flashing Blue Light	Connecting
	Steady Blue Light	Connected to a device
	Steady Red Light	Charging (speaker is off)
	Purple Light	Charging (speaker is on)
	Light Off	Device is fully charged


Getting Started

LIGHT MODES

Press the light button  to cycle through the different light modes below:

1		Blue, green, red - flash slowly
2		Steady blue
3		Steady green
4		Steady red
5		(Sound-Reactive) Blue, green, red, gradient - flash quickly
6		(Sound-Reactive) Blue, green, gradient, red - flash quickly
7		(Sound-Reactive) Gradient
8	X	Lights off

RESETTING YOUR DEVICE

To reset your device, press and hold the light button  for 8 seconds.

Product Features

- Bluetooth® 5.4
- Wireless Connectivity up to 33 Feet
- Built-In Rechargeable Battery
- Up to 6 Hours of Playtime (Battery life is measured as number of hours of playtime with the volume set at 50% and lights off)
- FM Radio
- Multicolor Sound Reactive LED Lights
- True Wireless Stereo – Pair Two Speakers for a Stereo Surround Sound Experience
- Battery Capacity: 1200 mAh 3.7V
- Audio Output: 3W
- Input: 5V/1A
- Waterproof Rating: IPX7
- Speaker Size: 5 x 5 x 3.34 inches (12.7 cm x 12.7 cm x 8.4 cm)

Warranty Information

LIMITED WARRANTY

DP AV (the “Company”) warrants this new product purchased and contained in this package (the “Product”) against defects in material or workmanship for 90 Days (Parts & Labor) and 1 Year (Limited) from the date of delivery. In order for the Company to honor this limited warranty, you must present a valid proof of purchase or delivery, as applicable (e.g. a receipt or delivery notice that also shows purchase) of this Product. **IMPORTANT NOTE:** The customer is encouraged to carefully inspect the Product upon receipt after purchase – especially prior to any assembly, disassembly, mounting, installation or utilizing a third-party product of any kind, such as a decorative or protective cover or case.

This warranty is void if the Company deems, in its discretion, that the Product may have been damaged when the packaging was opened, through modification, improper transport, improper storage, improper use, improper assembly or disassembly, exposure to adverse elements, mounting or other installation, end user negligence, water damage or tampering of the barcode of the Product. This warranty does not apply: (a) to cosmetic damage, including but not limited to screen damage, a cracked display, scratches, dents and broken ports; (b) to damage caused by accident, abuse, misuse, fire, water vapor exposure, excessive exposure to humidity, water or other liquid contact, earthquake or other external cause; (c) to defects caused by normal wear and tear or otherwise due to the normal aging of the product;

Warranty Information

(d) if any serial number has been removed or defaced from the product; or (e) to damage caused by installation or mounting, assembly or disassembly, use with a third party device, cable, protective or decorative cover/case, component or product that does not meet the Company's product specifications. This warranty is a limited warranty for repair of the Product or replacement of the Product with a new or refurbished product, subject to the conditions set forth herein.

The Company is not liable for consequential, indirect, incidental, special or punitive damages and the Company's total liability hereunder shall not exceed an amount greater than the retail purchase price of the product.

90 DAYS PARTS & LABOR

The Company warrants to you as the original retail purchaser of the Product, that should the Product have any warranted defect out of the packaging, under normal conditions, such defect(s) will be repaired or replaced with a new or refurbished part (at the Company's sole discretion) without charge, if the Product is submitted to the Company within a period of ninety (90) calendar days from the date of delivery of the Product. The customer is responsible for transportation cost and insurance charges (if applicable) to the Company and must be able to document a clear proof of delivery to the Company as well as proof of registered receipt by the Company. It is the customer's responsibility to retain original packaging or

Warranty Information

provide like packaging in order to facilitate the warranty repair or replacement process. The Company will incur no liability whatsoever to provide packaging for warranty items. Should the product be damaged en route to the Company due to insufficient or improper packaging or improper transport, the warranty may be voided. You must receive a return authorization number (RMA#) before sending the unit in for service. This warranty only applies to manufacturer defects, and the Product must be returned to the Company in its original condition.

1 YEAR LIMITED PARTS

If determined to be covered under warranty, the one (1) year (from delivery) limited parts warranty gives the customer the option to return the Product to the Company for repair or replacement. The customer will be responsible for labor charges. This warranty does not cover any incidental or indirect costs incurred as a result of a defect in the Product, including any consequential, incidental or indirect damages.

FCC Statement

This device complies with part 15 of the FCC Rules. Operation is subject to the following two conditions:

- (1) This device may not cause harmful interference, and
- (2) this device must accept any interference received, including interference that may cause undesired operation.

Any changes or modifications not expressly approved by the party responsible for compliance could void the user's authority to operate the equipment.

Note: This equipment has been tested and found to comply with the limits for a Class B digital device, pursuant to part 15 of the FCC Rules. These limits are designed to provide reasonable protection against harmful interference in a residential installation. This equipment generates uses and can radiate radio frequency energy and, if not installed and used in accordance with the instructions, may cause harmful interference to radio communications. However, there is no guarantee that interference will not occur in a particular installation. If this equipment does cause harmful interference to radio or television reception, which can be determined by turning the equipment off and on, the user is encouraged to try to correct the interference by one or more of the following measures:

- Reorient or relocate the receiving antenna.
- Increase the separation between the equipment and receiver.
- Connect the equipment into an outlet on a circuit different from that to which the receiver is connected.
- Consult the dealer or an experienced radio/TV technician for help.

The device has been evaluated to meet general RF exposure requirement. The device can be used in portable exposure condition without restriction.



MODEL: BS500HT-A
FCC ID: 2AVRVBS500HT-A

For product assistance & missing or replacement parts:

WE CAN HELP

1-833-909-2673

MONDAY-FRIDAY 9:00am - 5:00pm PST

Find more at **Walmart.com**