

SCALE

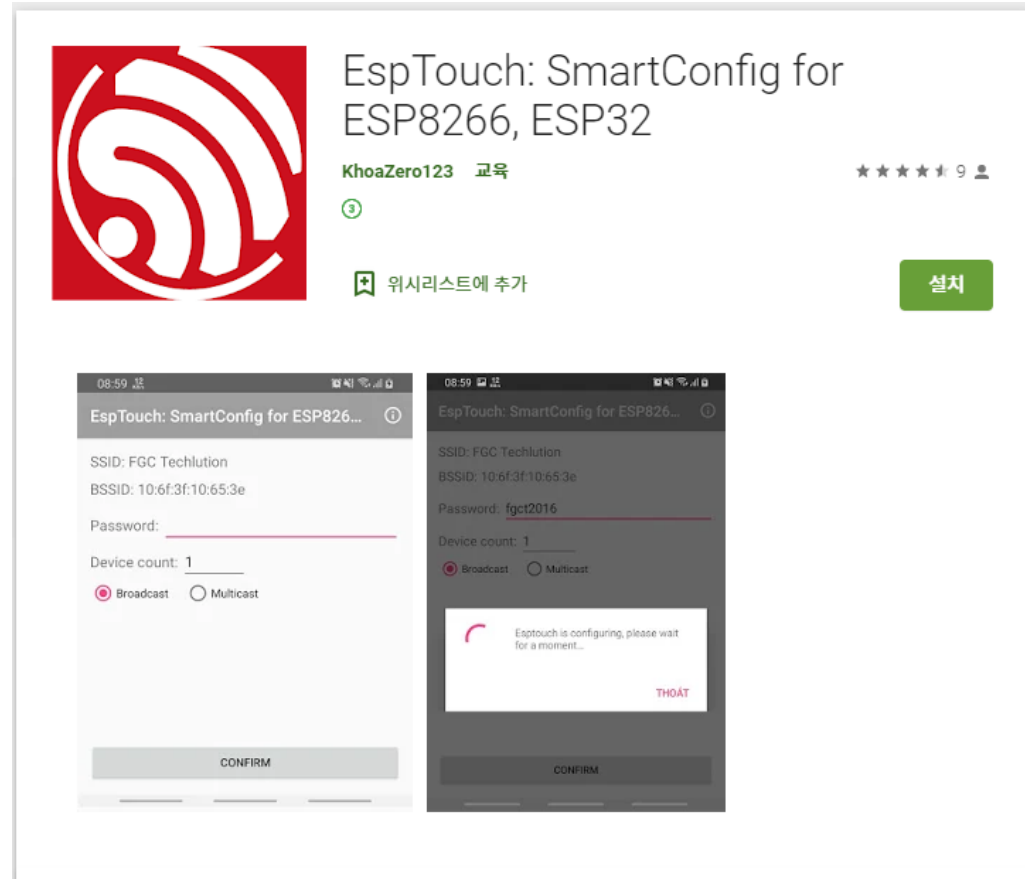
WIFI Setup

- Insert 4 AA batteries under Scale



WIFI Setup

- 사용자 스마트폰에서 WIFI Setup 앱(ESPTouch) 다운로드
- Download ESPTouch app to the user smart device for WiFi setting



https://play.google.com/store/apps/details?id=com.khoazero123.iot_esptouch_demo

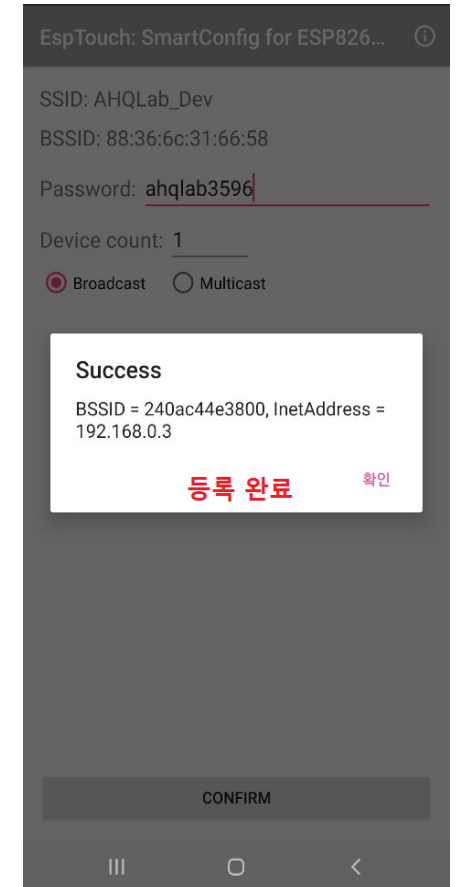
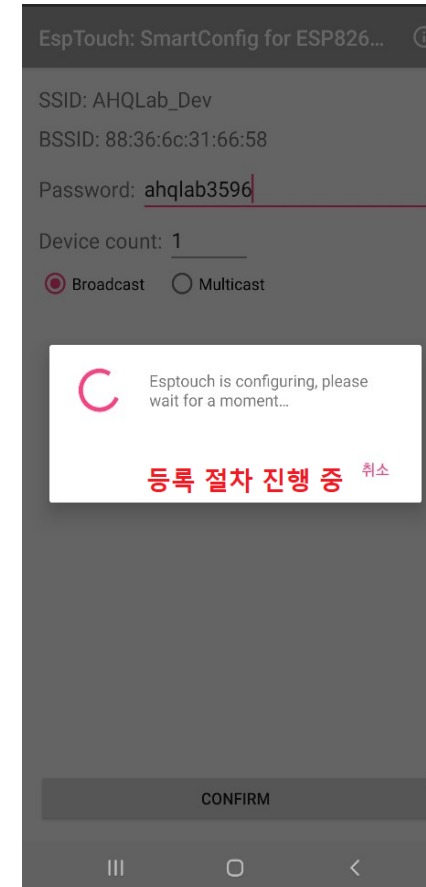
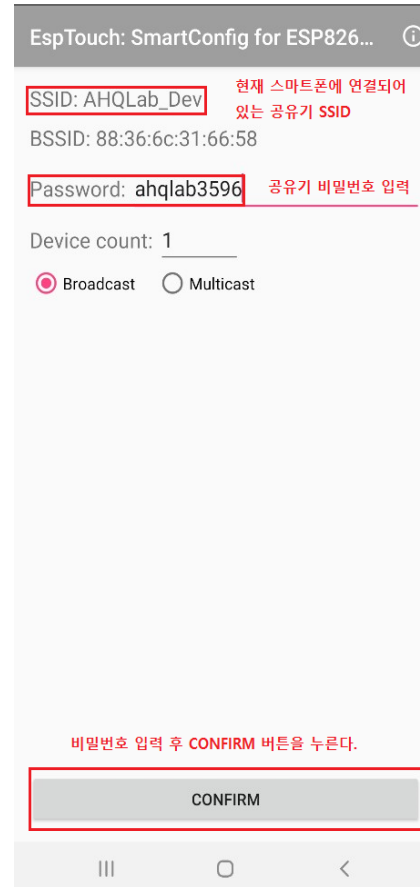
WIFI Setup

- Move the switch under Scale to SET(Right side)



WIFI Setup

- Run ESPTouch app and Enter the ID & Password of AP that is connected with Scale



Weight Measurement

- Insert 4 AA batteries under Scale



Weight Measurement

- Move the switch under Scale to ON(Center)



Weight Measurement

- Measure the object between 0.5~25kg



Weight Measurement

- Transfer the measured weight to the server
- Run Measure app and check the transferred weight from server

SCALE User Manual

FCC statement

This device complies with Part 15 of the FCC Rules. Operation is subject to the following two conditions:

- (1) this device may not cause harmful interference, and
- (2) this device must accept any interference received, including interference that may cause undesired operation.

Caution: Changes or modifications not expressly approved by the party responsible for compliance could void the user's authority to operate the equipment.

RF Exposure Statement

A minimum separation distance of 20 cm must be maintained between the antenna and the person for this appliance to satisfy the RF exposure requirements.

This "SCALE" product is an animal-only product for all sales and marketing purposes.

Apply the same to your document or application, including As a responsible party it clearly states that it is intended for use as an animal-only product.