



5 YEAR
WARRANTY

PUREZONE TURBO SMART AIR PURIFIER



USER MANUAL
MODEL: PEAIRCYL

TABLE OF CONTENTS

WARNINGS AND PRECAUTIONS	3-5
FCC NOTICE	6-7
PRODUCT SPECIFICATIONS	7
INTRODUCTION & PRODUCT FEATURES.....	8
PRODUCT DIAGRAM.....	9
PRE-OPERATING INSTRUCTIONS.....	10
OPERATING INSTRUCTIONS.....	11-13
PUREENRICHMENT APP SETUP.....	14
ALEXA/GOOGLE ASSISTANT VOICE COMMANDS.....	15
FILTER REPLACEMENT.....	15-16
UV-C BULB REPLACEMENT.....	16
CLEANING	17
TROUBLESHOOTING	17-19
WARRANTY & PRODUCT REGISTRATION.....	19

WARNINGS AND PRECAUTIONS



READ THIS ENTIRE INSTRUCTION MANUAL BEFORE OPERATION. FAILURE TO ADHERE TO THE FOLLOWING INSTRUCTIONS CAN CAUSE HARM TO YOU OR THE DEVICE.



Safety precautions should always be used when operating this or any electrical appliance to decrease the risk of electrocution, electric shock, injury or fire. DO NOT attempt to service the product in any way except as described in the “Cleaning & Maintenance” section of this manual.

THIS PRODUCT IS ONLY FOR HOME USE. It should not be used for commercial or industrial purposes. Use only as described in this manual, taking care to adhere to the following warnings and cautions:

- This product can be used by children aged 8 years or older and people with reduced physical, sensory, or mental capabilities if they have been given supervision or instruction concerning the correct use of the product and understand the hazards involved. Children should not be allowed to perform cleaning and user maintenance without supervision.
- Before use remove the plastic bag from the filter.
- To prevent electrical shock, do not spray the device, plug, or cord with liquids. Never submerge any part of the device in water.
- DO NOT drop or insert any object into any openings.
- This product contains a UV-C emitter. Unintended use of the product or damage to the housing may result in the escape of dangerous UV-C radiation. UV-C radiation may, even in small doses, cause harm to the eyes and skin.
- If the product is visibly damaged, DO NOT operate.
- DO NOT run the power cord under carpeting. DO NOT cover it with throw rugs, runners, or similar coverings. Arrange the cord away from foot traffic where it will not be tripped over.
- Always turn off all controls before unplugging the air purifier from the outlet.

WARNINGS AND PRECAUTIONS

- DO NOT operate the product in any greasy environment, such as in the kitchen. This product is not intended to filter oil or grease from the air.
- DO NOT use the air purifier in bathrooms or other humid environments. DO NOT use it near fireplaces or in areas where flammable or combustible vapors or products may exist.
- Always unplug the power cord from the electrical outlet when the purifier is not in use, before cleaning, inserting or removing parts, or before moving to another location. To disconnect from the outlet, grip the plug and pull from the power socket. Never pull by the cord.
- DO NOT run the air purifier unless it is fully assembled.
- This product has a polarized plug (one blade is wider than the other). To reduce the risk of electric shock, this plug is intended to fit in a polarized outlet only one way. If the plug does not fit fully in the outlet, reverse the plug. If it still does not fit, contact an electrician. DO NOT attempt to defeat this safety feature.
- Attempting to service the air purifier in any way that is not described in this user manual will void the warranty and could cause serious personal injury to the user and/or result in considerable damage to the unit.
- If the power cord is damaged, DO NOT use the product. Contact Pure Enrichment as indicated on Page 7 for a replacement.
- Never use the power cord to pick up, carry, drag, pull, or lift the air purifier. DO NOT pull the cord around sharp corners and edges. This could result in injury or damage to the cord.
- Use care when operating the air purifier by keeping all foreign objects, fingers, body parts, hair, loose clothing and jewelry away from openings.
- Never touch the air purifier or its plug when your hands are wet.
- To reduce the risk of fire or electric shock, DO NOT use this air purifier with any solid-state speed control devices.
- DO NOT attempt to modify this product. Use only the attachments and accessories recommended in this manual.

WARNINGS AND PRECAUTIONS

UV Lamp Notice

UV light is harmful to bare skin and eyes and can cause temporary loss of vision. Never look directly at the UV lamp while it is illuminated; doing so could cause loss of vision! Only view the illumination through the window at the front of the unit. To prevent exposure to the ultraviolet light, unplug the power cord before performing cleaning and maintenance.

UV Lamp Disposal

If the UV lamp breaks, turn off the air purifier. DO NOT operate it with a broken lamp. DO NOT use a vacuum to clean up breakage. Sweep debris into a plastic bag and dispose properly. Contact your local waste management authority for instructions regarding recycling and the proper disposal of old lamp(s). To order a replacement lamp, visit our website at pureenrichment.com.

Mercury Notice

The UVC light contains a small amount of mercury. For proper disposal see <https://www.epa.gov/cfl/cleaning-broken-cfl>

FCC NOTICE

Model: PureZone Turbo (PEAIRCYL)

This device complies with part 15 of the FCC Rules. Operation is subject to the following two conditions: (1) This device may not cause harmful interference, and (2) this device must accept any interference received, including interference that may cause undesired operation.

Pure Enrichment
2803 S Yale St.
Santa Ana, CA 92704
pureenrichment.com

The product is protected against unauthorized use. DO NOT modify it without the authorization of the manufacturer, or the user's authority to operate could be voided.

Note: This equipment has been tested and found to comply with the limits for a Class B digital device, pursuant to part 15 of the FCC Rules. These limits are designed to provide reasonable protection against harmful interference in a residential installation. This equipment generates, uses and can radiate radio frequency energy and, if not installed and used in accordance with the instructions, may cause harmful interference to radio communications. However, there is no guarantee that interference will not occur in a particular installation. If this equipment does cause harmful interference to radio or television reception, which can be determined by turning the equipment off and on, the user is encouraged to try to correct the interference by one or more of the following measures:

- Reorient or relocate the receiving antenna.
- Increase the separation between the equipment and receiver.
- Connect the equipment into an outlet on a circuit different from that to which the receiver is connected.
- Consult the dealer or an experienced radio/TV technician for help.

FCC RADIATION EXPOSURE STATEMENT

This equipment complies with FCC radiation exposure limits set forth for an uncontrolled environment. End users must follow the specific operating instructions for satisfying RF exposure compliance. To maintain compliance with FCC RF exposure compliance requirements, please follow operation instructions as documented in this manual. This transmitter must not be co-located or operating in conjunction with any other antenna or transmitter. This equipment should be installed and operated with a minimum distance of 20cm between the radiator and your body. The availability of some specific channels and/or operational frequency bands are country dependent and are firmware programmed at the factory to match the intended destination. The firmware setting is not accessible by the end user.

PRODUCT SPECIFICATIONS

Size	11.1" x 11.1" x 21.7"
Power	120V AC, 60Hz, 55W
Coverage Area	434 sq ft
CADR & Airflow	280 CFM
Noise Level	27-54 dB
UV Light	254nm

REPLACEMENT PARTS

The following parts may need to be replaced on this product periodically and can be purchased at pureenrichment.com:

- UV Lamp Bulb, Model No: PEUVCYL
- True HEPA Air Filter, Model No: PECYLFIL

INTRODUCTION

Thank you for purchasing PureZone Turbo from Pure Enrichment. This premium 5-in-1 Smart Air Purifier is designed to purify the air and capture 99% of dust, pollen, pet dander, smoke, mold spores, and household odors so you can breathe more easily.

PRODUCT FEATURES

PureZone Turbo is designed with several features that make it the ideal solution for improving the air quality in your home.

5-stage purification process

- Stage 1: Pre-Filter: Captures initial dust and allergen particles
- Stage 2: Antibacterial* Filter: Inhibits the growth of bacteria
- Stage 3: True HEPA Filter: Captures dust, pollen, pet dander, mold spores, and other allergens from the air
- Stage 4: Activated Carbon Filter: Absorbs odors and harmful gases
- Stage 5: Antimicrobial† UV-C Light: Enhances the elimination of airborne germs

4 speed fan settings: Let you select your desired cleaning level.

Auto mode: Automatically adjusts speed depending on air quality.

Level 1 Low (BLUE): means air quality is good.

Level 2 Medium (YELLOW): means air quality is moderate.

Level 3 High (ORANGE): means air is lightly polluted.

Level 4 Turbo (RED): means air is heavily polluted.

Auto timer: Select between 1 and 12 hours in one-hour increments to automatically power off the unit to conserve energy and extend filter life.

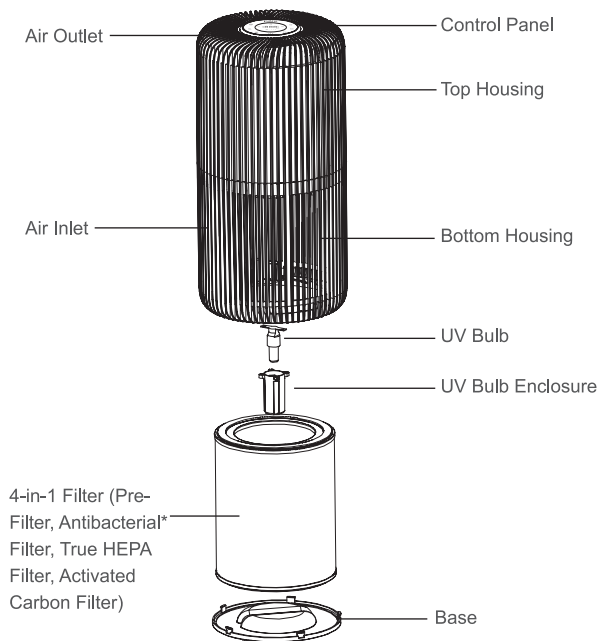
Sleep mode: Turns off all control panel lights (except the Sleep Mode Indicator) to minimize visual distraction while you sleep.

Change filter indicator: Alerts you when it's time to replace filter.

**prolongs filter life*

†Staphylococcus albus, Escherichia coli, Aspergillus niger, H1N1 independent testing

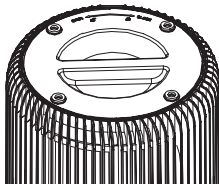
PRODUCT DIAGRAM




**prolongs filter life*

PRE-OPERATING INSTRUCTIONS

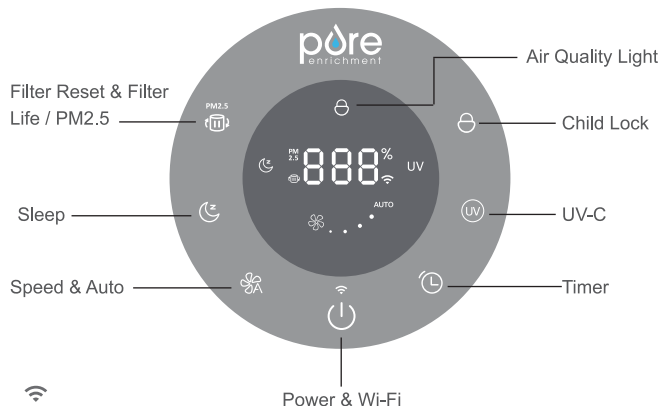
1. Carefully remove the device from the box and plastic bag.
2. Flip the device over, twist the base counter-clockwise and remove it.



3. Before using, remove the filter from the plastic packaging and place the filter back into the device.
4. Reattach the base and twist it clockwise to lock.
5. Select a firm, level, and flat location to position the device.
NOTE: For proper air flow, place the device at least 12" away from any wall or furniture. Make sure none of the vents are blocked.
6. Plug the device into a 120V AC electrical outlet.



OPERATING INSTRUCTIONS



Power & Wi-Fi button:

- Press this button to turn the unit on or off.
- Press and hold this button for 3-5 seconds for Wi-Fi connection.
- The unit is designed with two Wi-Fi connection modes: fast flickering for Auto Connection and slow flickering for Manual Connection. The Wi-Fi indicator will turn white solid when connected.



Speed & Auto button:

The air purifier has 4 speed levels. Press the button to cycle through the settings and select the fan speed you desire. The current speed setting will be illuminated on the LED display.

- Default speed when first turned on: Level 1 (Low), Auto off
- 1st press = Level 2 (Medium)
- 2nd press = Level 3 (High)
- 3rd press = Level 4 (Turbo)
- 4th press = Auto
- 5th press = returns to Level 1 (Low) and starts the cycle over.