



# Test Setup Photo

## 1.1 Conducted Emissions at AC Power Line (150kHz-30MHz) Test Setup





## 1.2 Radiated Emissions which fall in the restricted bands Test Setup



Remark: The transmitter part of the EUT was kept on the high 0.8m below 1 GHz and 1.5m above 1GHz according to the lifting platform during the test.

### 1.3 Radiated Spurious Emissions Test Setup



Remark: The transmitter part of the EUT was kept on the high 0.8m below 1 GHz and 1.5m above 1GHz according to the lifting platform during the test.