



Figure 1 – External Photo of EUT



Figure 2 – External Photo of EUT



Figure 3 – External Photo of EUT




Figure 4 – RE 30-1000 MHz Front (Dipole Antenna)



Figure 5 – RE 30-1000 MHz Back (Dipole Antenna)




Figure 6 – RE 1-18 GHz Front (Dipole Antenna)






Figure 7 – RE 1-18 GHz Back (Dipole Antenna)



Figure 8 – CE Front (Dipole Antenna)





Figure 9 – CE Side (Dipole Antenna)




Figure 10 – RE 30-1000 MHz Front (SharkFin Antenna)



Figure 11 – RE 30-1000 MHz Back (SharkFin Antenna)




Figure 12 – RE 1-18 GHz Front (SharkFin Antenna)




Figure 13 – RE 1-18 GHz Back (SharkFin Antenna)





Figure 14 – CE Front (SharkFin Antenna)





Figure 15 – CE Side (SharkFin Antenna)